

(I) (a) Statement showing Shareholding Pattern

Name of the Company: BHARTIYA INTERNATIONAL LTD.
Scrip Code, Name of the scrip, class of security: 526666 / BIL, EQ
Quarter Ended. 31.12.2014

Partly Paid-up shares:-	No. of partly paid-up shares	As a % of total no. of partly paid-up Shares	As a % of total no. of shares of the Company
Held by promoter/promoter group	N.A.	N.A.	
Held by public	N.A.	N.A.	
Total	N.A.	N.A.	
Outstanding convertible securities:-	No. of outstanding securities	As a % of total no. of outstanding convertible securities	As a % of total no. of shares of the Company, assuming full conversion of the convertible
Held by promoter/promoter group	N.A.	N.A.	
Held by public	N.A.	N.A.	
Total			
Warrants:-	No. of warrants	As a % of total no. of warrants	As a % of total no. of shares of the Company, assuming full conversion of warrants
Held by promoter/promoter group	500000	100	4.29
Held by public	N.A.	N.A.	
Total	500000	100	4.29
Total paid-up capital of the Company, assuming full conversion of warrants and convertible securities	11663848		100

Category code (I)	Category of shareholder (II)	Number of shareholders (III)	Total number of shares (IV)	Number of shares held in dematerialized form (V)	Total shareholding as a percentage of total number of shares		Shares Pledged or otherwise encumbered	
					As a percentage of (A+B) ¹ (VI)	As a percentage of (A+B+C) (VII)	Number of Shares (VIII)	As a Percentage (IX) = (VIII) / (IV)*100
(A)	Promoter and Promoter Group ²							
-1	Indian							
(a)	Individuals/ Hindu Undivided Family	7	2102636	2102636	18.83	18.83	-	-
(b)	Central Government/ State Government(s)	-	-	-	-	-	-	-
(c)	Bodies Corporate	4	3061926	3061926	27.43	27.43	-	-
(d)	Financial Institutions/ Banks	-	-	-	-	-	-	-
(e)	Any Other (specify)	-	-	-	-	-	-	-
	Sub-Total (A)(1)	11	5164562	5164562	46.26	46.26		




Category code (I)	Category of shareholder (II)	Number of shareholders (III)	Total number of shares (IV)	Number of shares held in dematerialized form (V)	Total shareholding as a percentage of total number of shares		Shares Pledged or otherwise encumbered	
					As a percentage of (A+B) ¹ (VI)	As a percentage of (A+B+C) (VII)	Number of Shares (VIII)	As a Percentage (IX) = (VIII)/(IV)*100
-2	Foreign					-	-	-
(a)	Individuals (Non-Resident Individuals/ Foreign Individuals)	0	0	0	0.00	0.00	-	-
(b)	Bodies Corporate	0	0	0	0.00	0.00	-	-
(c)	Institutions	0	0	0	0.00	0.00	-	-
(d)	Any Other (specify)	0	0	0	0.00	0.00	-	-
	Sub-Total (A)(2)	0	-	0	0.00	0.00	-	-
	Total Shareholding of Promoter and Promoter Group (A)= (A)(1)+(A)(2)	11	5164562	5164562	46.26	46.26	-	-
(B)	Public shareholding³						-	-
-1	Institutions						-	-
(a)	Mutual Funds/ UTI	2	3000	0	0.03	0.03	-	-
(b)	Financial Institutions/ Banks	5	2132	1832	0.02	0.02	-	-
(c)	Central Government/ State Government(s)	0	0	0	0.00	0.00	-	-
(d)	Venture Capital Funds	0	0	0	0.00	0.00	-	-
(e)	Insurance Companies	0	0	0	0.00	0.00	-	-
(f)	Foreign Institutional Investors	10	630269	603669	5.65	5.65	-	-
(g)	Foreign Venture Capital Investors	0	0	0	0.00	0.00	-	-
(h)	Any Other (specify)	0	0	0	0.00	0.00	-	-
	Sub-Total (B)(1)	17	635401	605501	5.69	5.69	-	-
-2	Non-institutions				0.00	0.00	-	-
(a)	Bodies Corporate	210	3143989	3135394	28.16	28.16	-	-
(b)	Individuals -	5486	936923	802177	8.39	8.39	-	-
	i. Individual shareholders holding nominal share capital up to Rs. 1 lakh.						-	-
	ii. Individual shareholders holding nominal share capital in excess of Rs. 1 lakh	30	992823	992823	8.89	8.89	-	-




Category code (I)	Category of shareholder (II)	Number of shareholders (III)	Total number of shares (IV)	Number of shares held in dematerialized form (V)	Total shareholding as a percentage of total number of shares		Shares Pledged or otherwise encumbered	
					As a percentage of (A+B) ¹ (VI)	As a percentage of (A+B+C) (VII)	Number of Shares (VIII)	As a Percentage (IX) = (VIII)/(IV)*100
(c)	Any Other (specify)							
	NRI	31	171350	41350	1.53	1.53	-	-
	DIRECTOR (NRI)	1	20000	0	0.18	0.18	-	-
	DIRECTOR	1	98800	98600	0.88	0.88	-	-
	Sub-Total (B)(2)	5759	5363885	5070344	48.05	48.05	-	-
	Total Public Shareholding (B)= (B) (1)+(B) (2)	5776	5999286	5675845	53.74	53.74	-	-
	TOTAL (A)+(B)	5787	11163848	10840407	100.00	100.00	-	-
(C)	Shares held by Custodians and against which Depository Receipts have been issued	-	-	-	-	-		
(1)	Promoter and Promoter Group						-	
(2)	Public							
	GRAND TOTAL (A)+(B)+(C)	5787	11163848	10840407	100.00	100.00	-	-

NA- Not Applicable



(1) Statement showing holding of securities (including shares, warrants, convertible securities) of persons belonging to the category "Promoter and Promoter Group"
(b)

Sr. No.	Name of the shareholder	Detail of Shares held			Encumbered Shares (*)			Detail of Warrants			Detail of convertible securities		Total shares (including underlying shares assuming full conversion of warrants and convertible securities) as a % of diluted share capital
		Number of Shares held	As a % of grand total (A) + (B) + (C)	No.	As a percentage (VI) = (V) / (III)*100	As a % of grand total (A) + (B) + (C) of sub-clause (I)(a)	Number of Warrants held	As a % total number of warrants of the same class	Number of convertible securities held	As a % total number of convertible securities of the same class			
(I)	(II)	(III)	(IV)	(V)	(VI)	(VII)	(VIII)	(IX)	(X)	(XI)	(XII)		
1	Shehdeep Aggarwal	1143362	10.24	-	-	-	-	-	-	-	9.80		
2	Ramesh Bhatia	340250	3.05	-	-	-	-	-	-	-	2.92		
3	Arijun Aggarwal	496150	4.44	-	-	-	-	-	-	-	4.25		
4	Parushni Aggarwal	7500	0.07	-	-	-	-	-	-	-	0.06		
5	Pawan Aggarwal	5000	0.04	-	-	-	-	-	-	-	0.04		
6	Kanwal Aggarwal	60374	0.54	-	-	-	-	-	-	-	0.52		
7	Shehdeep & Co. HUF	50000	0.45	-	-	-	-	-	-	-	0.43		
8	Bhartiya Global Holdings Pvt. Ltd.	1350000	12.09	-	-	-	500000	4.30	-	-	11.57		
9	Bhartiya Finstock Pvt. Ltd.	681926	6.11	-	-	-	-	-	-	-	5.85		
10	Bhartiya Infotech Pvt Ltd	1000000	8.96	-	-	-	-	-	-	-	8.57		
11	R.L. Bhatia Associates Pvt. Ltd.	30000	0.27	-	-	-	-	-	-	-	0.26		
	TOTAL	5164562	46.26	-	-	-	-	-	-	-	44.28		




(1) Statement showing Shareholding securities (including shares, warrants, convertible securities) of persons belonging to the category "Public" and holding more than 1% of the total number of shares

Sr. No.	Name of the shareholder	Number of shares held	Shares as a percentage of total number of shares (i.e., Grand Total (A)+(B)+(C) indicated in Statement at para (1)(a) above)	Detail of Warrants		Detail of convertible securities		Total shares (including underlying shares assuming full conversion of warrants and convertible securities) as a % of diluted share capital
				Number of Warrants held	As a % total number of warrants of the same class	Number of convertible securities held	% w.r.t. total number of convertible securities of the same class	
1	Arvinder Kaur	130000	1.16	-	-	-	-	1.11
2	Appreal Holding Pvt. Ltd.	457356	4.10	-	-	-	-	3.92
3	Goldline Carpets Pvt. Ltd.	168300	1.51	-	-	-	-	1.44
4	Share point Pvt. Ltd.	285500	2.56	-	-	-	-	2.45
5	Dwarkadhish Trading Pvt. Ltd	240000	2.15	-	-	-	-	2.06
6	Morgan Stanley Asia (Singapore)PTE	598373	5.36	-	-	-	-	5.13
7	SMC Global Securities Ltd	116384	1.04	-	-	-	-	1.00
8	Spirit Impex Pvt. Ltd	1200000	10.75	-	-	-	-	10.29
	TOTAL	3195913	28.63	-	-	-	-	27.40

(1) Statement showing Shareholding securities (including shares, warrants, convertible securities) of persons (together with PAC) belonging to the category "Public" and holding more than 5% of shares

Sr. No.	Name of the shareholder(s) and the Persons Acting in Concert (PAC) with them	Number of shares	Shares as a percentage of total number of shares (i.e., Grand Total (A)+(B)+(C) indicated in Statement at para (1)(a) above)	Detail of Warrants		Detail of convertible securities		Total shares (including underlying shares assuming full conversion of warrants and convertible securities) as a % of diluted share capital
				Number of Warrants held	As a % total number of warrants of the same class	Number of Convertible Securities held	% w.r.t. total number of convertible securities of the same class	
1	Spirit Impex Pvt. Ltd	1200000	10.75	-	-	-	-	10.29
2	Morgan Stanley Asia (Singapore) PTE	598373	5.36	-	-	-	-	5.13
	TOTAL	1798373	16.11	-	-	-	-	15.42



(I) Statement showing details of locked-in shares

Sr. No.	Name of the shareholder	Number of locked-in shares	Locked-in shares as a percentage of total number of shares i.e., Grand Total (A)+(B)+(C) indicated in Statement at para (I)(a) above]	Promoter/ Promoter Group/ Public
1	Bhartiya Global Holdings Pvt Ltd	1350000	12.09	Promoter Group
2	Vikas Malhotra	40000	0.36	Non -Promoter Group
3	Sasi Madathil	20000	0.18	Non -Promoter Group
4	Manoj Khatar	20000	0.18	Non -Promoter Group
5	Rudrapatna Janardhan Shamasunder	10000	0.09	Non -Promoter Group
6	Alok Chandra Nigam	10000	0.09	Non -Promoter Group
	TOTAL	1450000	12.99	

(II) Statement showing details of Depository Receipts (DRs)

(a)

Sr. No.	Type of outstanding DR (ADRs, GDRs, SDRs, etc.)	Number of outstanding DRs	Number of shares underlying outstanding DRs	Shares underlying outstanding DRs as a percentage to total no. of shares i.e., Grand Total (A)+(B)+(C) indicated in Statement at para (I)(a) above]
1	-	-	-	
2	-	-	-	
	TOTAL	-	-	

(III) Statement showing Holding of Depository Receipts (DRs), where underlying shares held by promoter/promoter group are in excess of 1% of the total number of shares

(b)

Sr. No.	Name of the DR Holder	Type of outstanding DR (ADRs, GDRs, SDRs, etc.)	Number of shares underlying outstanding DRs	Shares underlying outstanding DRs as a percentage to total no. of shares i.e., Grand Total (A)+(B)+(C) indicated in Statement at para (I)(a) above]
1	-	-	-	
2	-	-	-	
	TOTAL	-	-	

(III) Statement showing the voting pattern of shareholders, if more than one class of shares/securities is issued by the issuer. (Give description of voting rights for each class of security) -N.A.

(a)
Class X:
Class Y:
Class Z:

