

Date: 14th November, 2016

The Vice-President, Listing Department, National Stock Exchange of India Ltd. Exchange Plaza, 5 th Floor, Plot No. – C/1, G Block, Bandra – Kurla Complex, Bandra (E), Mumbai – 400051 Fax – 022-26598237/38 NSE Symbol : BIL/EQ	The General Manager, Listing Department, BSE Limited, Floor -25, Phiroze Jeejeebhoy Tower, Dalal Street, Mumbai- 400001 Fax – 022-22722037/39/41/61 Scrip Code: 526666
---	--

**BHARTIYA INTERNATIONAL
LIMITED**
38, Sector 44
Gurgaon 122 002
New Delhi Capital Region
India
T +91 124 488 8555
F +91 124 488 8500
E bhartiya@bhartiya.com

CIN L74899TN1987PLC111744

www.bhartiya.com

Sub.: OUTCOME OF BOARD MEETING HELD ON 14TH NOVEMBER, 2016

Dear Sir/Madam,

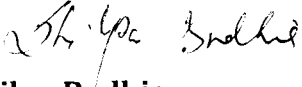
Pursuant to Regulation 33 of the Securities and Exchange Board of India (Listing Obligations and Disclosure Requirements) Regulations, 2015, please find enclosed

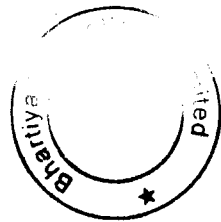
1. Un-Audited Financial Results for the quarter and half year ended 30th September, 2016.
2. Limited Review Report by Statutory Auditor M/s Sushil Poddar & Co. on Un-audited Financial Results of the Company for the quarter and half year ended 30th September, 2016.

Please take the above on record.

Thanking you,

**Yours Sincerely,
For Bhartiya International Limited**


**Shilpa Budhia
(Company Secretary)**




Encl.: a/a

BHARTIYA INTERNATIONAL LIMITED

Regd. Office:- 56/7, Nallambakkam Village (Via Vandalur),Chennai, Tamil Nadu- 600 048

**STATEMENT OF STANDALONE UN-AUDITED FINANCIAL RESULTS FOR THE QUARTER
/HALF YEAR ENDED 30TH SEPTEMBER, 2016.**

PART - I		STANDALONE						Rs. In Lacs
Sl. No.	PARTICULARS	QUARTER ENDED			HALF YEAR ENDED		YEAR ENDED	
		30.09.2016 (Unaudited)	30.06.2016 (Unaudited)	30.09.2015 (Unaudited)	30.09.2016 (Unaudited)	30.09.2015 (Unaudited)	31.03.2016 (Audited)	
	Income from Operations							
1	a) Gross Sales/ Income from Operations (Inclusive of excise duty)	13670.80	9941.49	14146.01	23612.29	23035.80	45228.04	
	Less: Excise Duty	29.29	105.10	118.26	134.39	186.98	274.87	
	Net Sales/ Income from Operations (Exclusive of excise duty)	13641.51	9836.39	14027.75	23477.90	22848.82	44953.17	
	b) Other Operating Income	-	-	-	-	-	-	
	Total Income from operations (net)	13641.51	9836.39	14027.75	23477.90	22848.82	44953.17	
2	Expenses							
	a) Cost of materials consumed	5064.89	5797.42	5901.87	10862.31	11219.35	20963.57	
	b) Purchases of stock-in-trade	2683.96	406.98	1454.31	3090.94	1907.71	4900.67	
	c) Changes in inventories of finished goods, work-in-progress and stock in trade	611.10	(1073.05)	997.35	(461.95)	(90.59)	(1418.91)	
	d) Employees benefits expense	885.75	749.00	663.05	1634.75	1211.32	2770.58	
	e) Depreciation and amortisation expense	120.89	117.51	110.29	238.40	207.18	412.82	
	f) Foreign Exchange Loss/(Gain), Net	(494.03)	(84.48)	36.19	(578.51)	131.87	408.49	
	g) Other Expenditure	3560.58	3235.94	3772.90	6796.52	6505.40	13642.42	
	Total Expenses	12433.14	9149.32	12935.96	21582.46	21092.24	41679.64	
3	Profit/(Loss) from Operation before Other Income,finance costs and exceptional items (1-2)	1208.37	687.07	1091.79	1895.44	1756.58	3273.53	
4	Other Income	64.69	62.77	55.88	127.46	119.69	261.68	
5	Profit/ (Loss) from ordinary activities before finance costs and exceptional items (3+4)	1273.06	749.84	1147.67	2022.90	1876.27	3535.21	
6	Finance Costs	367.33	302.83	274.65	670.16	592.72	1244.67	
7	Profit/ (Loss) from ordinary activities after finance costs but before exceptional items (5-6)	905.73	447.01	873.02	1352.74	1283.55	2290.54	
8	Exceptional Items:	-	-	-	-	-	-	
9	Profit/(Loss) from Ordinary activities before Tax (7-8)	905.73	447.01	873.02	1352.74	1283.55	2290.54	
10	Tax Expenses							
	a) Current Tax	285.00	130.00	282.00	415.00	393.00	720.00	
	b) Deferred Tax	-	-	-	-	-	40.31	
	c) Prior period Income Tax	-	-	-	-	-	53.46	



11	Net Profit/ (Loss)from ordinary activities after Tax (9-10)	620.73	317.01	591.02	937.74	890.55	1476.77
12	Extra Ordinary Items (Net of tax expenses)	-	-	-	-	-	-
13	Net Profit / (Loss) for the period (11-12)	620.73	317.01	591.02	937.74	890.55	1476.77
14	Paid up Equity Share Capital (Face Value Rs.10/-per share)	1171.38	1171.38	1121.38	1171.38	1121.38	1171.38
15	Reserves (Excluding Revaluation Reserves)	-	-	-	-	-	17597.15
16	Earnings per share (before extraordinary items)(of Rs.10/-each).						
(i)	(a) Basic	5.30*	2.71*	5.27*	8.00*	7.94*	12.96
	(b) Diluted	5.26*	2.69*	5.16*	7.95*	7.77*	12.85
(ii)	Earnings per share (after extraordinary items)(of Rs.10/-each).						
	(a) Basic	5.30*	2.71*	5.27*	8.00*	7.94*	12.96
	(b) Diluted	5.26*	2.69*	5.16*	7.95*	7.77*	12.85
	* EPS not annualised						
	PART - II						
A	PARTICULARS OF SHAREHOLDING						
1	Public Shareholding						
	Number of shares	6049286	6049286	6049286	6049286	6049286	6049286
	Percentage of shareholding %	51.64	51.64	53.94	51.64	53.94	51.64
2	Promoters and Promoter group Shareholding						
	a) Pledged/ Encumbered						
	Number of shares	Nil	Nil	Nil	Nil	Nil	Nil
	Percentage of Shares (as a % of the total shareholding of promoter and promoter group)	Nil	Nil	Nil	Nil	Nil	Nil
	Percentage of Shares (as a % of the total share capital of the Company)	Nil	Nil	Nil	Nil	Nil	Nil
	b) Non- Encumbered						
	Number of shares	5664562	5664562	5164562	5664562	5164562	5664562
	Percentage of Shares (as a % of the total shareholding of promoter and promoter group)	100.00	100.00	100.00	100.00	100.00	100.00
	Percentage of Shares (as a % of the total share capital of the Company)	48.36	48.36	46.06	48.36	46.06	48.36

B INFORMATION ON INVESTOR COMPLAINTS FOR THE 3 MONTHS ENDED 30TH SEPTEMBER, 2016


Pending at the beginning of the quarter	Received during the quarter	Disposed off during the quarter	Remaining unresolved at the end of the quarter
Nil	15	15	Nil



**SEGMENT WISE REVENUE, RESULTS AND CAPITAL EMPLOYED FOR THE QUARTER
/HALF YEAR ENDED 30TH SEPTEMBER, 2016.**

Rs. In Lacs


Sl. No.	PARTICULARS	STANDALONE					
		QUARTER ENDED			HALF YEAR ENDED		YEAR ENDED
		30.09.2016 (Unaudited)	30.06.2016 (Unaudited)	30.09.2015 (Unaudited)	30.09.2016 (Unaudited)	30.09.2015 (Unaudited)	31.03.2016 (Audited)
1	Segment Revenue						
	Leather Products	11152.04	9384.89	13010.75	20536.93	21315.41	39965.58
	Textile Apparels	2489.47	451.50	1017.00	2940.97	1533.41	4987.59
	Others	-	-	-	-	-	-
	Total	13641.51	9836.39	14027.75	23477.90	22848.82	44953.17
	Less: Inter Segment Revenue	-	-	-	-	-	-
	Net Sales/ Income from Operations	13641.51	9836.39	14027.75	23477.90	22848.82	44953.17
2	Segment Results						
	Profit before Tax and Interest						
	Leather Products	1486.09	1064.41	1648.28	2550.50	2596.55	5012.61
	Textile Apparels	137.81	27.41	59.21	165.22	91.03	299.71
	Others	-	-	-	-	-	-
	Total	1623.90	1091.82	1707.49	2715.72	2687.58	5312.32
	Add: Other Income	64.69	62.77	55.88	127.46	119.69	261.68
	Less: Interest	367.33	302.83	274.65	670.16	592.72	1244.67
	Less: Other Unallocable Expenditure net off	415.53	404.75	615.70	820.28	931.00	2038.79
	Profit before Tax	905.73	447.01	873.02	1352.74	1283.55	2290.54
3	Segment Assets						
	Leather Products	41613.51	42402.00	34957.97	41613.51	34957.97	38024.69
	Textile Apparels	2492.91	287.34	885.78	2492.91	885.78	620.67
	Others	-	-	-	-	-	-
	Unallocated Assets	10761.72	10776.07	11060.29	10761.72	11060.29	10884.09
	Total	54868.14	53465.41	46904.04	54868.14	46904.04	49529.45
4	Segment Liabilities						
	Leather Products	29630.19	30364.06	25488.95	29630.19	25488.95	26115.74
	Textile Apparels	2016.88	129.29	843.78	2016.88	843.78	577.56
	Others	-	-	-	-	-	-
	Unallocated Liabilities	2309.52	2742.80	3323.79	2309.52	3323.79	3017.62
	Total	33956.59	33236.15	29656.52	33956.59	29656.52	29710.92



Statements of Assets and Liabilities:

(Rs. In Lacs)

Sr. No.	Particulars	Standalone	
		30.09.2016 Unaudited	31.03.2016 Audited
A	EQUITY AND LIABILITIES		
1	Shareholders' Funds :		
	(a) Share Capital	1171.38	1171.38
	(b) Reserves and Surplus	18690.17	17597.15
	(c) Money Received against Share Warrants	1050.00	1050.00
	Sub-Total-Shareholders' Funds	20911.55	19818.53
2	Non-Current Liabilities		
	(a) Long-term borrowings	3384.74	3422.32
	(b) Deferred tax liabilities (net)	366.03	366.03
	(c) Other long-term liabilities	159.79	159.79
	(d) Long-term provisions	125.78	125.78
	Sub-Total-Non-Current Liabilities	4036.34	4073.92
3	Current Liabilities		
	(a) Short-term borrowings	22591.70	18101.08
	(b) Trade Payables	3748.28	4019.12
	(c) Other current liabilities	2883.63	2300.71
	(d) Short-term provisions	696.64	1216.09
	Sub-Total-Current Liabilities	29920.25	25637.00
	Total Equity And Liabilities	54868.14	49529.45




[Handwritten signature]

B	ASSETS		
1	Non-Current Assets		
	(a) Fixed Assets	8258.74	7821.29
	(b) Non-current investments	6173.47	6053.47
	(c) Long-term loans and advances	613.12	601.83
	(d) Other non-current assets	3.96	1.61
	Sub-Total-Non-Current Assets	15049.29	14478.20
2	Current Assets		
	(a) Current investments	271.36	3.86
	(b) Inventories	25746.78	23647.61
	(c) Trade receivables	7540.60	5680.55
	(d) Cash and cash equivalents	1408.14	1337.86
	(e) Short-term loans and advances	4851.77	4380.97
	(f) Other current assets	0.20	0.40
	Sub-Total-Current Assets	39818.85	35051.25
	TOTAL- ASSETS	54868.14	49529.45

Notes:

- 1 The above results were reviewed by the Audit Committee and thereafter were approved by the Board of Directors at its Meeting held on 14th November, 2016. The Statutory Auditors have carried out a Limited Review of the above financial results.
- 2 Deferred Tax provision in accordance with the Accounting Standard -22 shall be made at the end of the financial year 2016-2017.
- 3 Previous period figures have been regrouped / re-arranged wherever necessary.
- 4 Basic and Diluted earnings per share has been calculated in accordance with the Accounting Standard (AS-20).

Place: New Delhi
Date: 14.11.2016



For **BHARTIYA INTERNATIONAL LIMITED**

Snehdeep Aggarwal
Snehdeep Aggarwal
(Managing Director)



SUSHIL PODDAR & CO.
CHARTERED ACCOUNTANTS

To,
The Board of Directors
Bhartiya International Ltd.

We have reviewed the accompanying statement of standalone unaudited financial results of M/s Bhartiya International Ltd. (the "Company") for the quarter and half-year ended 30th September, 2016 ("the Statement"), being submitted by the Company pursuant to the requirement of Regulation 33 of the SEBI (Listing Obligations and Disclosure Requirements) Regulations, 2015. This statement which is the responsibility of the Company's Management and has been approved by the Board of Directors/committee of Board of Directors. Our responsibility is to issue a report on these financial statements based on our review.

We conducted our review in accordance with the Standard on Review Engagement (SRE) 2410, "Review of Interim Financial Information Performed by Independent Auditor of the Entity" issued by the Institute of Chartered Accountants of India. This standard requires that we plan and perform the review to obtain moderate assurance as to whether the financial statements are free of material misstatement. A review is limited primarily to inquiries of company personnel and analytical procedures applied to financial data and thus provide less assurance than an audit. We have not performed an audit and accordingly, we do not express an audit opinion.

Based on our review conducted as above, nothing has come to our attention that causes us to believe that the accompanying statement of unaudited financial results, prepared in accordance with the recognition and measurement principles laid down in Accounting Standard specified under Section 133 of the Companies Act, 2013 read with Rule 7 of the Companies (Accounts) Rules, 2014 and other accounting principles generally accepted in India, and has not disclosed the information required to be disclosed in terms of Regulation 33 of the SEBI (Listing Obligations and Disclosure Requirements) Regulations, 2015, including the manner in which it is to be disclosed, or that it contains any material misstatement.

Place: Delhi
Date: 14.11.2016



For Sushil Poddar & Co.
Firm Reg. No. 014969N
Chartered Accountants

(S. K. Poddar)
Partner
Membership No. 094479