

**BHARTIYA INTERNATIONAL LIMITED**

Registered Office: 56/7, Nallambakkam Village, (Via Vandalur), Chennai, Tamil Nadu – 600048

CIN – L74899TN1987PLC111744 Tel: +91 9551050418-21

Email: shares@bhartiya.com Website: www.bhartiya.com

**NOTICE**

**Notice** is hereby given that the 37<sup>th</sup> Annual General Meeting (“AGM”) of the Members of Bhartiya International Limited will be held on **Friday, 27<sup>th</sup> September, 2024** at **11.00 A.M.** IST through Video Conferencing (‘VC’) / Other Audio-Visual Means (‘OAVM’) facility, to transact the following businesses:

**ORDINARY BUSINESS(ES):****ITEM NO. 1 ADOPTION OF FINANCIAL STATEMENTS****To receive, consider and adopt:**

(a) the Audited Standalone Financial Statements of the Company for the Financial Year ended March 31, 2024, together with the Reports of the Board of Directors and the Auditors thereon; and

(b) the Audited Consolidated Financial Statements of the Company for the Financial Year ended March 31, 2024, together with the Report of the Auditors thereon.

**ITEM NO. 2 APPOINTMENT OF DIRECTOR**

To appoint a director in the place of Mr. Robert Burton Moore Jr. (DIN:08108097), who retires by rotation and being eligible, offers himself for re-appointment.

**SPECIAL BUSINESS(ES):****ITEM NO. 3 TO APPROVE THE LIMIT OF REMUNERATION PAYABLE TO RELATED PARTY’S APPOINTMENT TO ANY OFFICE OR PLACE OF PROFIT.**

To consider and, if thought fit, to pass, with or without modification(s), the following resolution, as an **Ordinary Resolution**:

**“RESOLVED THAT** pursuant to the provisions of Section 188(1)(f) and all other applicable provisions of the Companies Act, 2013 read with the Rules made thereunder (including any statutory modifications(s) or re-enactment thereof, for the time being in force), ratification and approval of the Company be and is hereby accorded for payment of consultancy fees exceeding of Rs. 2,50,000/- per month with effect from 1<sup>st</sup> July, 2024, to Mr. Robert Burton Moore Jr., (DIN 08108097), Director of the Company, who has been appointed as Consultant for Marketing of the Company’s business so however that the aggregate remuneration shall not exceed USD13889 (equivalent Indian Rupee) per month.

**RESOLVED FURTHER THAT** the consent of the members be and is hereby accorded to the Nomination and Remuneration Committee/Board of Directors of the Company, to finalise and decide the change in designation/revisions in the remuneration payable to Mr. Robert Burton Moore Jr. from time to time in accordance with the Company’s policy on performance measurement and such other applicable/relevant policies and to perform and execute all such acts, deeds, matters and things (including delegating such authority), as may be deemed necessary, proper or expedient to give effect to this resolution and for the matters connected herewith or incidental hereto.”

**ITEM NO. 4 TO APPROVE THE LIMIT OF REMUNERATION PAYABLE TO MR. ROBERT BURTON MOORE JR. (DIN-08108097) OVER AND ABOVE OTHER NON-EXECUTIVE DIRECTORS.**

To consider and, if thought fit, to pass, with or without modification(s), the following resolution, as a **Special Resolution**:

**“RESOLVED THAT** pursuant to the provision of Regulation 17(6)(ca) and other applicable provisions of the Securities and Exchange Board of India (Listing Obligations and Disclosure Requirements) Regulations, 2015, as amended, approval be and is hereby accorded for payment of remuneration to Mr. Robert Burton Moore Jr. (DIN 08108097), Non-Executive Director of the Company, details whereof are set out in the Statement pursuant to Section 102 of the Companies Act, 2013, being in excess of fifty percent of the total annual remuneration payable to all Non-Executive Directors.

**RESOLVED FURTHER THAT** the Board of Directors (which term shall, unless repugnant to the context or meaning thereof, be deemed to include a duly authorised ‘Committee’ thereof) and the Company Secretary, be and is hereby authorised to do and perform all such acts, deeds, matters or things as may be considered necessary, appropriate, expedient or desirable to give effect to above resolution.”

**ITEM NO. 5 – TO APPROVE THE CONTINUATION OF MR. ROBERT BURTON MOORE JR. (DIN: 08108097) AS A NON-EXECUTIVE DIRECTOR BEYOND THE AGE OF 75 YEARS.**

To consider and if thought fit, to pass with or without modification(s), the following Resolution as a **Special Resolution** for the continuation of directorship of Mr. Robert Burton Moore Jr., Non-Executive Director:

**“RESOLVED THAT** pursuant to Section 152 of the Companies Act, 2013 read with Regulation 17(1A) of SEBI (Listing Obligations and Disclosure Requirements), Regulations, 2015, recommendation and approval of the Nomination and Remuneration Committee and Board of Directors, consent of Members of the Company be and is hereby accorded, for the continuation of directorship of Mr. Robert Burton Moore Jr. (DIN: 08108097), Non-Executive Director on existing terms and conditions of his appointment, beyond the age of 75 years which is completing on 18<sup>th</sup> September, 2025.

**RESOLVED FURTHER THAT** the Board of Directors (‘the Board’), which term shall be deemed to mean and include any Committee constituted by the Board be and is hereby authorised to take such steps as may be necessary, proper and expedient to give effect to this Resolution.”

**ITEM NO. 6- TO APPROVE THE RE-APPOINTMENT OF MS. SANNOVANDA MACHAIAH SWATHI (DIN: 06952954) AS NON-EXECUTIVE INDEPENDENT DIRECTOR FOR SECOND TERM.**

To consider and if thought fit, pass with or without modification(s), the following resolution as a **special resolution**:

**“RESOLVED THAT** pursuant to the provisions of Sections 149 and 152 read with Schedule IV and other applicable provisions, if any, of the Companies Act, 2013 and Companies (Appointment and Qualification of Directors) Rules, 2014 and applicable provisions of the Securities and Exchange Board of India (Listing Obligations and Disclosure Requirements) Regulations, 2015 (including any statutory modification(s) or re-enactment(s) thereof, for the time being in force) and Articles of Association of the Company, recommendation of the Nomination and Remuneration Committee and that of the Board, Ms. Sannovanda Machaiah Swathi (DIN:06952954) who was appointed as an Independent Director of the Company to hold office up to 31<sup>st</sup> March, 2025, be and is hereby re-appointed as an Independent Director of the Company, not liable to retire by rotation, to hold office for a second term of five (5) consecutive years, with effect from 1<sup>st</sup> April, 2025.

**RESOLVED FURTHER THAT** the Board of Directors (‘the Board’), which term shall be deemed to mean and include any Committee constituted by the Board be and is hereby authorised to take such steps as may be necessary, proper and expedient to give effect to this Resolution.”

By Order of the Board  
**For Bhartiya International Limited**

**Yogesh Kumar Gautam**  
**Company Secretary**  
**(Mem. No. A31119)**

Place: Gurugram  
Date: 9<sup>th</sup> August, 2024

**Notes:**

1. Statement pursuant to Section 102 (1) of the Companies Act, 2013 (the “Act”), in respect of businesses to be transacted at the Annual General Meeting (“AGM”), as set out under Item No(s). 3 to 6 above and the relevant details of the Directors as mentioned under Item No(s). 3 to 6 above as required by Regulation 36(3) of the Securities and Exchange Board of India (Listing Obligations and Disclosure Requirement) Regulations, 2015 (“Listing Regulations”) and as required under Secretarial Standards – 2 on General Meetings issued by the Institute of Company Secretaries of India, is annexed thereto.
2. The Board of Directors have considered and decided to include the Item No(s). 3 to 6 given above as Special Businesses in the forthcoming AGM, as they are unavoidable in nature.
3. The Ministry of Corporate Affairs (MCA) vide its Circular No. 09/2023 dated September 25, 2023 and SEBI Circular No. SEBI/HO/CFD/CFD-PoD-2/P/CIR/2023/167 dated October 07, 2023 have allowed conducting AGM through VC or OAVM and dispensed with the physical presence of the Members at a common venue till September 30, 2024. In view of the same and for the purpose of enabling wider participation of the Members of the Company at the AGM, the AGM of the Company is being held through VC/OAVM. The venue of the AGM shall be deemed to be the registered office of the Company. The procedure for participating in the meeting through VC/OAVM is explained below.

4. As the AGM is being conducted through VC/OAVM, where physical attendance of the Members is dispensed with, the facility of appointment of proxies by the Members is not available. Consequently, the Proxy Form and the Route Map are not annexed to this Notice.
5. Authorized representatives of the corporate members intending to participate in the AGM pursuant to Section 113 of Act, are requested to send to the Company, a certified copy (in PDF/JPG format) of the relevant Board Resolution/Authority letter, etc. authorizing them to attend the AGM, by e-mail to [shares@bhartiya.com](mailto:shares@bhartiya.com).
6. In compliance with the aforementioned Circulars, Notice of the AGM along with the Annual Report 2023-24 is being sent only through electronic mode to those Members whose email addresses are registered with the Company/Depository Participant (DP). Members may note that the Notice and Annual Report 2023-24 will also be available on the Company's website at [www.bhartiya.com](http://www.bhartiya.com), websites of the Stock Exchanges i.e. BSE Limited and National Stock Exchange of India Limited at [www.bseindia.com](http://www.bseindia.com) and [www.nseindia.com](http://www.nseindia.com) respectively and on the website of National Securities Depository Limited (NSDL) at [www.evoting.nsdl.com](http://www.evoting.nsdl.com).
7. Members seeking any information with regard to any matter to be placed at the AGM, are requested to write to the Company at [shares@bhartiya.com](mailto:shares@bhartiya.com).

#### **Procedure for joining the 37<sup>th</sup> AGM through VC/ OAVM**

8. NSDL will be providing facility for voting through remote e-Voting, for participation in the 37<sup>th</sup> AGM through VC/ OAVM and e-Voting during the 37<sup>th</sup> AGM.
9. Members may note that the VC/OAVM facility, allows participation of at least 1,000 Members on a first-come first-served basis.
10. Members will be provided with a facility to attend the AGM through VC/OAVM through the NSDL e-Voting system. Members may access the same by following the steps mentioned "Step 1: Access to NSDL e-Voting system". After successful login, you can see link of "VC/OAVM link" placed under "Join Meeting" menu against Company name. You are requested to click on VC/OAVM link placed under Join General Meeting menu. The link for VC/OAVM will be available in Shareholder/Member login where the EVEN (129765) of Company will be displayed. Members who do not have the User ID and Password for e-Voting or have forgotten the User ID and Password may retrieve the same by following the remote e-Voting instructions mentioned below in the Notice.
11. Members are encouraged to join the Meeting through Laptops for better experience. Further Members will be required to allow Camera and use Internet with a good speed to avoid any disturbance during the meeting. Please note that Participants Connecting from Mobile Devices or Tablets or through Laptop connecting via Mobile Hotspot may experience Audio/Video loss due to Fluctuation in their respective network. It is therefore recommended to use Stable Wi-Fi or LAN Connection to mitigate any kind of aforesaid glitches.
12. Facility of joining the AGM through VC/OAVM shall open 30 minutes before the time scheduled for the AGM and will be available for Members on first-come first-served basis.
13. Members who need assistance before and during the AGM, can contact Mr. Amit Vishal, Assistant Vice President, NSDL, or Ms. Pallavi Mhatre, Senior Manager, NSDL, at [evoting@nsdl.co.in](mailto:evoting@nsdl.co.in) or call on toll free nos.: (022) 4886 7000 or (022) 2499 7000.
14. Members attending the AGM through VC/OAVM shall be counted for the purpose of reckoning the quorum under Section 103 of the Act.

#### **Procedure to raise questions/seek clarifications with respect to Annual Report at the ensuing 37<sup>th</sup> AGM:**

15. Members are encouraged to express their views/send their queries in advance mentioning their name, demat account number/folio number, email id, mobile number at [shares@bhartiya.com](mailto:shares@bhartiya.com). Questions/ queries received by the Company till 5.00 p.m. on Wednesday, 25<sup>th</sup> September, 2024, shall only be considered and responded during the AGM.
16. Members who would like to express their views or ask questions during the AGM may register themselves as a speaker, by following the steps mentioned "Step 1: Access to NSDL e-Voting system". After successful login, Members will be able to register themselves as a speaker shareholder by clicking on the link available against the EVEN (129765) of Bhartiya International Limited. The Company reserves the right to restrict the number of questions and number of speakers, depending on the availability of time for the AGM.
17. The Company reserves the right to restrict the number of questions and number of speakers, depending on the availability of time for the AGM.





**18. Procedure for remote e-Voting and e-Voting during the AGM**

- a. All the shareholders of the Company are encouraged to attend and vote in the AGM to be held through VC/OAVM.
- b. Pursuant to the provisions of Section 108 of the Act read with Rule 20 of the Companies (Management and Administration) Rules, 2014 and Regulation 44 of the Listing Regulations, (including any statutory modification(s) and/or re-enactment(s) thereof for the time being in force), the Company is providing facility of remote e-Voting to its Members in respect of the business to be transacted at the AGM. For this purpose, the Company has entered into an agreement with NSDL for facilitating voting through electronic means, as the authorized agency. The facility of casting votes by a member using remote e-Voting system as well as e-Voting on the date of the AGM will be provided by NSDL.
- c. The remote e-Voting period commences on Tuesday, 24th September, 2024 at 9:00 a.m. and will end on Thursday, 26th September, 2024 at 5:00 p.m. During this period, Members holding shares either in physical form or in dematerialized form, as on Friday, 20<sup>th</sup> September, 2024 i.e. cut-off date, may cast their vote electronically. The e-Voting module shall be disabled by NSDL for voting thereafter. Members have the option to cast their vote on any of the resolutions using the remote e-Voting facility either during the period commencing 24th September, 2024 to 26th September, 2024 or e-Voting during the AGM. Members who have voted on some of the resolutions during the said voting period are also eligible to vote on the remaining resolutions during the AGM.
- d. The details of the process and manner for remote e-Voting are explained herein below:

**Step 1: Access to NSDL e-Voting system****A) Login method for e-Voting and joining virtual meeting for Individual shareholders holding securities in demat mode**

In terms of SEBI circular dated December 9, 2020 on e-Voting facility provided by Listed Companies, Individual shareholders holding securities in demat mode are allowed to vote through their demat account maintained with Depositories and Depository Participants. Shareholders are advised to update their mobile number and email id in their demat accounts in order to access e-Voting facility.

Login method for Individual shareholders holding securities in demat mode is given below:

Type of members	Login Method
Individual Shareholders holding securities in demat mode with NSDL	<ol style="list-style-type: none"> <li>1. Existing IDeAS user can visit the e-Services website of NSDL Viz. <a href="https://eservices.nsdl.com">https://eservices.nsdl.com</a> either on a Personal Computer or on a mobile. On the e-Services home page click on the "Beneficial Owner" icon under "Login" which is available under 'IDeAS' section, this will prompt you to enter your existing User ID and Password. After successful authentication, you will be able to see e-Voting services under Value added services. Click on "Access to e-Voting" under e-Voting services and you will be able to see e-Voting page. Click on Company name or e-Voting service provider i.e. NSDL and you will be re-directed to e-Voting website of NSDL for casting your vote during the remote e-Voting period or joining virtual meeting and voting during the meeting.</li> <li>2. If you are not registered for IDeAS e-Services, option to register is available at <a href="https://eservices.nsdl.com">https://eservices.nsdl.com</a>. Select "Register Online for IDeAS Portal" or click at <a href="https://eservices.nsdl.com/SecureWeb/IdeasDirectReg.jsp">https://eservices.nsdl.com/SecureWeb/IdeasDirectReg.jsp</a></li> <li>3. Visit the e-Voting website of NSDL. Open web browser by typing the following URL: <a href="https://www.evoting.nsdl.com/">https://www.evoting.nsdl.com/</a> either on a Personal Computer or on a mobile. Once the home page of e-Voting system is launched, click on the icon "Login" which is available under 'Shareholder/Member' section. A new screen will open. You will have to enter your User ID (i.e. your sixteen digit demat account number held with NSDL), Password/OTP and a Verification Code as shown on the screen. After successful authentication, you will be redirected to NSDL Depository site wherein you can see e-Voting page. Click on Company name or e-Voting service provider i.e. NSDL and you will be redirected to e-Voting website of NSDL for casting your vote during the remote e-Voting period or joining virtual meeting and voting during the meeting.</li> <li>4. Shareholders/Members can also download NSDL Mobile App "NSDL Speede" facility by scanning the QR code mentioned below for seamless voting experience.</li> </ol> <div style="text-align: center;"> <p><b>NSDL Mobile App is available c</b></p> <p> <b>App Store</b>     <b>Google Plc</b></p> <div style="display: flex; justify-content: space-around;">   </div> </div>

Type of members	Login Method
Individual Shareholders holding securities in demat mode with CDSL	<ol style="list-style-type: none"> <li>Users who have opted for CDSL Easi/Easiest facility, can login through their existing user id and password. Option will be made available to reach e-Voting page without any further authentication. The users to login Easi /Easiest are requested to visit CDSL website <a href="http://www.cdslindia.com">www.cdslindia.com</a> and click on login icon &amp; New System Myeasi Tab and then use your existing my easi username &amp; password.</li> <li>After successful login the Easi/Easiest user will be able to see the e-Voting option for eligible companies where the evoting is in progress as per the information provided by Company. On clicking the evoting option, the user will be able to see e-Voting page of the e-Voting service provider for casting your vote during the remote e-Voting period or joining virtual meeting &amp; voting during the meeting. Additionally, there is also links provided to access the system of all e-Voting Service Providers, so that the user can visit the e-Voting service providers' website directly.</li> <li>If the user is not registered for Easi/Easiest, option to register is available at CDSL website <a href="http://www.cdslindia.com">www.cdslindia.com</a> and click on login &amp; New System Myeasi Tab and then click on registration option.</li> <li>Alternatively, the user can directly access e-Voting page by providing Demat Account Number and PAN No. from a e-Voting link available on <a href="http://www.cdslindia.com">www.cdslindia.com</a> home page. The system will authenticate the user by sending OTP on registered Mobile &amp; Email as recorded in the Demat Account. After successful authentication, user will be able to see the e-Voting option where the evoting is in progress and also able to directly access the system of all e-Voting Service Providers.</li> </ol>
Individual Shareholders (holding securities in demat mode) login through their depository participants	You can also login using the login credentials of your demat account through your Depository Participant registered with NSDL/CDSL for e-Voting facility. Upon logging in, you will be able to see e-Voting option. Click on e-Voting option, you will be redirected to NSDL/CDSL Depository site after successful authentication, wherein you can see e-Voting feature. Click on Company name or e-Voting service provider i.e. NSDL and you will be redirected to e-Voting website of NSDL for casting your vote during the remote e-Voting period or joining virtual meeting and voting during the meeting.

Important note: Members who are unable to retrieve User ID/Password are advised to use Forget User ID and Forget Password option available at abovementioned website.

### Helpdesk for Individual Shareholders holding securities in demat mode for any technical issues related to login through Depository i.e. NSDL and CDSL.

Login Type	Helpdesk details
Individual Shareholders holding securities in demat mode with NSDL	Members facing any technical issue in login can contact NSDL helpdesk by sending a request at <a href="mailto:evoting@nsdl.com">evoting@nsdl.com</a> or call at 022 - 4886 7000
Individual Shareholders holding securities in demat mode with CDSL	Members facing any technical issue in login can contact CDSL helpdesk by sending a request at <a href="mailto:helpdesk.evoting@cdslindia.com">helpdesk.evoting@cdslindia.com</a> or contact at toll free no. 1800 22 55 33

Login Method for e-Voting and joining virtual meeting for shareholders other than Individual shareholders holding securities in demat mode and shareholders holding securities in physical mode.

### How to Log-in to NSDL e-Voting website?

- Visit the e-Voting website of NSDL. Open web browser by typing the following URL: <https://www.evoting.nsdl.com/> either on a Personal Computer or on a mobile.
- Once the home page of e-Voting system is launched, click on the icon "Login" which is available under 'Shareholder/Member' section.
- A new screen will open. You will have to enter your User ID, your Password/OTP and a Verification Code as shown on the screen.

Alternatively, if you are registered for NSDL eservices i.e. IDEAS, you can log-in at <https://eservices.nsdl.com/> with your existing IDEAS login. Once you log-in to NSDL eservices after using your log-in credentials, click on e-Voting and you can proceed to Step 2 i.e. Cast your vote electronically.

4. Your User ID details are given below :

a) For Members who hold shares in demat account with NSDL.	8 Character DP ID followed by 8 Digit Client ID For example if your DP ID is IN300*** and Client ID is 12***** then your user ID is IN300***12*****.
b) For Members who hold shares in demat account with CDSL.	16 Digit Beneficiary ID For example if your Beneficiary ID is 12***** then your user ID is 12*****.
c) For Members holding shares in Physical Form.	EVEN Number followed by Folio Number registered with the Company For example if folio number is 001*** and EVEN is 101456 then user ID is 101456001***

5. Password details for shareholders other than Individual shareholders are given below:

- a) If you are already registered for e-Voting, then you can use your existing password to login and cast your vote.
- b) If you are using NSDL e-Voting system for the first time, you will need to retrieve the 'initial password' which was communicated to you. Once you retrieve your 'initial password', you need to enter the 'initial password' and the system will force you to change your password.
- c) How to retrieve your 'initial password'?
  - (i) If your email ID is registered in your demat account or with the Company, your 'initial password' is communicated to you on your email ID. Trace the email sent to you from NSDL from your mailbox. Open the email and open the attachment i.e. a .pdf file. Open the .pdf file. The password to open the .pdf file is your 8 digit client ID for NSDL account, last 8 digits of client ID for CDSL account or folio number for shares held in physical form. The .pdf file contains your 'User ID' and your 'initial password'.
  - (ii) If your email ID is not registered, please follow steps mentioned below in process for those shareholders whose email ids are not registered.

6. If you are unable to retrieve or have not received the "Initial password" or have forgotten your password:

- a) Click on "Forgot User Details/Password?" (If you are holding shares in your demat account with NSDL or CDSL) option available on [www.evoting.nsdl.com](http://www.evoting.nsdl.com).
- b) Physical User Reset Password?" (If you are holding shares in physical mode) option available on [www.evoting.nsdl.com](http://www.evoting.nsdl.com).
- c) If you are still unable to get the password by aforesaid two options, you can send a request at [evoting@nsdl.com](mailto:evoting@nsdl.com) mentioning your demat account number/folio number, your PAN, your name and your registered address etc.
- d) Members can also use the OTP (One Time Password) based login for casting the votes on the e-Voting system of NSDL.

7. After entering your password, tick on Agree to "Terms and Conditions" by selecting on the check box.

8. Now, you will have to click on "Login" button.

9. After you click on the "Login" button, Home page of e-Voting will open.

## **Step 2: Cast your vote electronically and join General Meeting on NSDL e-Voting system.**

### **How to cast your vote electronically and join General Meeting on NSDL e-Voting system?**

1. After successful login at Step 1, you will be able to see all the companies "EVEN" in which you are holding shares and whose voting cycle and General Meeting is in active status.
2. Select "EVEN (129765)" of Company for which you wish to cast your vote during the remote e-Voting period and casting your vote during the General Meeting. For joining virtual meeting, you need to click on "VC/OAVM" link placed under "Join Meeting".
3. Now you are ready for e-Voting as the Voting page opens.



4. Cast your vote by selecting appropriate options i.e. assent or dissent, verify/modify the number of shares for which you wish to cast your vote and click on "Submit" and also "Confirm" when prompted.
5. Upon confirmation, the message "Vote cast successfully" will be displayed.
6. You can also take the printout of the votes cast by you by clicking on the print option on the confirmation page.
7. Once you confirm your vote on the resolution, you will not be allowed to modify your vote.

### **General Guidelines for shareholders**

1. Institutional shareholders (i.e. other than individuals, HUF, NRI etc.) are required to send scanned copy (PDF/JPG Format) of the relevant Board Resolution/ Authority letter etc. with attested specimen signature of the duly authorized signatory(ies) who are authorized to vote, to the Scrutinizer by e-mail to [contact@csrms.com](mailto:contact@csrms.com) with a copy marked to [evoting@nsdl.co.in](mailto:evoting@nsdl.co.in).

Institutional shareholders (i.e. other than individuals, HUF, NRI etc.) can also upload their Board Resolution/Power of Attorney/Authority Letter etc. by clicking on "Upload Board Resolution/Authority Letter" displayed under "e-Voting" tab in their login.

2. It is strongly recommended not to share your password with any other person and take utmost care to keep your password confidential. Login to the e-voting website will be disabled upon five unsuccessful attempts to key in the correct password. In such an event, you will need to go through the "[Forgot User Details/Password?](#)" or "[Physical User Reset Password?](#)" option available on [www.evoting.nsdl.com](http://www.evoting.nsdl.com) to reset the password.
3. In case of any queries, you may refer the Frequently Asked Questions (FAQs) for Shareholders and e-voting user manual for Shareholders available at the download section of [www.evoting.nsdl.com](http://www.evoting.nsdl.com) or call on toll free no.: 1800 1020 990 and 1800 22 44 30 or send a request to (Name of NSDL Official) at [evoting@nsdl.co.in](mailto:evoting@nsdl.co.in).
4. Members who have cast their votes by remote e-Voting prior to the AGM may also attend/ participate in the Meeting through VC/OAVM but they shall not be entitled to cast their vote again.
5. Any person holding shares in physical form and non-individual shareholders, who acquires shares of the Company and becomes member of the Company after the notice is send through e-mail and holding shares as of the cut-off date i.e. Friday, 20<sup>th</sup> September, 2024, may obtain the login ID and password by sending a request at [evoting@nsdl.co.in](mailto:evoting@nsdl.co.in) or to the Company at [shares@bhartiya.com](mailto:shares@bhartiya.com). However, if you are already registered with NSDL for remote e-Voting, then you can use your existing user ID and password for casting your vote. If you forgot your password, you can reset your password by using "Forgot User Details/Password" or "Physical User Reset Password" option available on [www.evoting.nsdl.com](http://www.evoting.nsdl.com) or call on toll free no. 1800- 1020-990 and 1800-224-430. In case of Individual Shareholders holding securities in demat mode who acquires shares of the Company and becomes a Member of the Company after sending of the Notice and holding shares as of the cut-off date i.e. Friday, 20<sup>th</sup> September, 2024 may follow steps mentioned in the Notice of the AGM "Access to NSDL e-Voting system.
6. Mr. Ravi Sharma, Partner, M/s. RSM & Co., Practicing Company Secretaries (Membership No. 4468, COP: 3666), has been appointed as the Scrutinizer for conducting voting process in a fair and transparent manner.
7. The Chairman shall, at the AGM, at the end of discussion on the resolutions on which voting is to be held, allow voting with the assistance of scrutinizer, by use of electronic voting for all those members who are present at the AGM but have not cast their votes by availing the remote e-Voting facility.
8. The Scrutinizer shall, immediately after the completion of the scrutiny of the e-voting (votes cast during the AGM and votes cast through remote e-voting), within 2 working days of conclusion of the AGM, submit a consolidated Scrutinizer's report of the total votes cast in favour and against the Resolution(s), invalid votes, if any, and whether the Resolution(s) has/have been carried or not, to the Chairman or a person authorized by him in writing.

The result declared along with the Scrutinizer's Report shall be placed on the Company's website [www.bhartiya.com](http://www.bhartiya.com) and on the website of NSDL [www.evoting.nsdl.com](http://www.evoting.nsdl.com) immediately after the result is declared. The Company shall simultaneously forward the results to BSE Limited and National Stock Exchange of India Ltd., where the securities of the Company are listed.

Subject to the receipt of requisite number of votes, the Resolutions shall be deemed to be passed on the date of the Meeting i.e. 27<sup>th</sup> September, 2024.

**19. Documents open for inspection:**

- a. All the documents referred to in the accompanying notice and the statement pursuant to Section 102(1) of the Act shall be available for inspection through electronic mode. Members are requested to write to the Company on [shares@bhartiya.com](mailto:shares@bhartiya.com) for inspection of said documents; and
- b. The Register of Directors and Key Managerial Personnel and their shareholding maintained under Section 170 of the Act and the Register of Contracts or Arrangements in which Directors are interested maintained under Section 189 of the Act will be available for inspection by the members during the AGM by following the steps mentioned at "Step 1: Access to NSDL e-Voting system". After successful login members will be able to view the documents for inspection by clicking on the link available against EVEN (129765) of the Company.

**20. Transfer of Unclaimed Dividend Amounts to the Investor Education and Protection Fund (IEPF):**

- a. Pursuant to Section 124 of the Act read with the Investor Education and Protection Fund Authority (Accounting, Audit, Transfer and Refund) Rules, 2016 ("IEPF Rules") amended time to time, dividends that are unpaid or unclaimed for a period of 7 (seven) years from the date of their transfer are required to be transferred by the Company to the IEPF, administered by the Central Government. Further, according to the said IEPF Rules, shares in respect of which dividend has not been claimed by the shareholders for 7 (seven) consecutive years or more shall also be transferred to the demat account of the IEPF Authority.
- b. During the financial year 2023-24, the Company has transferred to IEPF, the following unclaimed dividends and corresponding shares thereto:

Particulars	Amount in Dividend (In Rs.)	No. of Shares
<b>Final Dividend 2015-16</b>	1,53,089.00	17,546
<b>Total</b>	<b>1,53,089.00</b>	<b>17,546</b>

- c. The dividend amount and shares transferred to the IEPF can be claimed by the concerned members from the IEPF Authority after complying with the procedure prescribed under the IEPF Rules. The details of the unclaimed dividends are also available on the Company's website at [www.bhartiya.com](http://www.bhartiya.com) and the said details have also been uploaded on the website of the IEPF Authority and the same can be accessed through the link [www.iepf.gov.in](http://www.iepf.gov.in).
21. SEBI HAS MANDATED SUBMISSION OF PAN BY EVERY PARTICIPANT IN THE SECURITIES MARKET. MEMBERS HOLDING SHARES IN ELECTRONIC FORM ARE, THEREFORE, REQUESTED TO SUBMIT THEIR PAN DETAILS TO THEIR DEPOSITORY PARTICIPANTS. MEMBERS HOLDING SHARES IN PHYSICAL FORM ARE REQUESTED TO SUBMIT THEIR PAN DETAILS TO THE COMPANY'S RTA.
  22. The Company has made special arrangements with the RTA and NSDL for registration of email addresses in terms of the MCA Circulars for Members who wish to receive the Annual Report along with the AGM Notice electronically and to cast the vote electronically.
  23. Members holding shares in single name are advised to avail the facility of nomination in respect of shares held by them pursuant to the provisions of Section 72 of the Act. Members holding shares in physical form desiring to avail this facility may send their nomination in the prescribed Form No. SH-13 duly filled into MAS Services Limited. Members holding shares in electronic mode may contact their respective Depository Participants to avail this facility. The Form SH-13 is available on the website of the Company at [www.bhartiya.com](http://www.bhartiya.com).

**24. Important Communications & Awareness Material for Shareholders:**

- a) SEBI encourages all shareholders to consider the inherent advantages of dematerialization and get their existing physical shareholding converted into demat mode. SEBI has also prohibited transfer of equity shares in physical mode. Therefore, all Members holding their shares in physical form are advised to dematerialize their shareholding at the earliest, by opening a demat account with any Depository Participant (DP) and submit the demat request to their DP.
- b) Members may please note that SEBI vide its Circular dated 25 January 2022, has mandated Listed Companies to issue securities in demat form only, while processing service requests such as issue of duplicate securities certificate; claim from unclaimed suspense account; renewal/exchange of securities certificate, endorsement, sub-division/splitting of securities certificate, consolidation of securities certificates/folios, transmission and transposition. Accordingly, Members are requested to make service requests by submitting a duly filled-in and signed Form ISR-4, along with relevant documents, the format(s) of which is available on the Company's website at [www.bhartiya.com](http://www.bhartiya.com).



- c) SEBI has mandated the Company/RTA to obtain copies of PAN Card, KYC Details, Bank Account Details, Nomination Form, etc. from all shareholders holding shares in physical form. Therefore, shareholders holding shares in physical form are requested to provide PAN, KYC and other details at the earliest in Form ISR-1, along with the supporting documents/details such as contact details including mobile number and email, self-attested copy of PAN card and address-proof of all holders, Nomination Form in SH-13 or 'Declaration to Opt-out' in Form ISR-3 and bank details along with original cancelled cheque and banker's attestation of specimen signature in Form ISR-2. Detailed instructions and specimen formats in this regard, are available on the investor section of the website of the Company at [www.bhartiya.com](http://www.bhartiya.com).

Please note that in case you are holding shares in physical form, you will be eligible to get any service request processed by the RTA only when your KYC details are updated. Further, w.e.f. 1<sup>st</sup> April, 2024, you will be eligible for dividend payments in electronic mode only when your KYC details are updated. Hence, please download, fill and send the requisite documents to the Company/RTA at the earliest.

- d) SEBI vide its circular dated July 31, 2023, has introduced a common Online Dispute Resolution Portal ("ODR Portal"), which harnesses online method for resolution, conciliation and arbitration for disputes arising in the Indian Securities Market. The ODR Portal allows investors with additional mechanism to resolve their grievances, in case they are not satisfied with the resolution provided by the Company/RTA and/or through SCORES Platform of SEBI ([scores.sebi.gov.in](http://scores.sebi.gov.in)). Web-link to access the said portal is <https://smartodr.in>. Detailed circulars in this regard to this facility are available on the investor section of the website of the Company at [www.bhartiya.com](http://www.bhartiya.com).

## **STATEMENT PURSUANT TO SECTION 102 OF THE COMPANIES ACT, 2013 IN RESPECT OF THE SPECIAL BUSINESS ITEM NOS. 3 TO 6.**

### **ITEM NOS. 3 & 4**

The Company is desirous of utilizing the expertise of Mr. Robert Burton Moore Jr., Director for business requirements and hence wants to pay consultancy fees to him towards his appointment as Consultant for Marketing of our business.

As such, Mr. Robert Burton Moore Jr. will hold office or place of profit in the Company within the meaning of Section 188 of the Companies Act, 2013.

As per provisions of section 188 (1)(f) read with rule 3(b) of Companies (Meetings of Board and its Powers) Rules, 2014, approval of shareholders is required if the monthly remuneration of such person exceeds Rs. 2,50,000/-per month. Since the company is benefitted from the services of the above-mentioned Director holding office or place of profit in the Company, the Board has sanctioned his consultancy fees exceeding Rs. 2,50,000/- per month which is justified.

Copy of Appointment Letter setting out terms and conditions of his appointment is available for inspection by Members till the Annual General Meeting as per details mentioned in the Notes.

Further, in terms of the notified Securities and Exchange Board of India (Listing Obligations and Disclosure Requirements) Regulations, 2015, as amended, consent of the Members by way of Special Resolution is required every year, if the remuneration payable to a single Non-Executive Director in that year exceeds 50% of the aggregate remuneration payable to all the Non-Executive Directors taken together. Your approval is therefore sought for the payment of remuneration upto USD 125001 (equivalent to INR) towards Consultancy fees for Marketing of the Company's business, to Mr. Robert Burton Moore Jr. for the financial year 2024-25.

Mr. Robert Burton Moore Jr. is interested in the resolutions set out at Item Nos. 3 & 4 of the Notice.

The relatives of Mr. Robert Burton Moore Jr. may be deemed to be interested in the resolutions set out at Item No. 3 & 4 of the Notice, to the extent of their shareholding interest, if any, in the Company.

None of the other Directors / KMP, except Mr. Robert Burton Moore Jr., are interested in the aforesaid resolution.

The Board accordingly recommends the ordinary and special resolutions as set forth in Item Nos. 3 & 4 for the approval of the members.

Brief resume of Mr. Robert Burton Moore Jr, nature of his expertise in specific functional areas, name of companies in which he holds directorship and memberships/chairmanships of Board Committees, shareholding and relationships amongst directors inter-se as stipulated under Secretarial Standards and Regulation 36 of SEBI (Listing Obligations and Disclosure Requirements) Regulations, 2015 forms part of this Notice.

**ITEM NO. 5**

As per the provision of Regulation 17(1A) of SEBI (Listing Obligations and Disclosure Requirements) Regulations, 2015, no listed entity shall appoint a person or continue the directorship of any person as a non-executive director who has attained the age of 75 years unless a special resolution is passed to that effect.

Mr. Robert Burton Moore jr. (DIN: 08108097), was appointed as non-executive director in the Company on 16<sup>th</sup> April, 2018. Mr. Moore Jr. will attain the age of 75 years with effect from 18<sup>th</sup> September, 2025 and approval of members by way of special resolution is required for the continuation of his directorship from the day he attains the age of 75 years.

In terms of the above provisions, upon the recommendation of Nomination and Remuneration Committee, Audit Committee and Board of Directors, the continuation of Mr. Robert Burton Moore Jr. (DIN: 08108097) as a Non-Executive Director from 18<sup>th</sup> September, 2025 and as detailed in Resolution No. 5 of accompanying notice is sought to be ratified by the members of the Company.

Mr. Robert Burton Moore jr. was not debarred from holding the office of the Director by virtue of any SEBI order or any other such authority pursuant to BSE Circular LIST/COMP/14/2018-19 dated June 20, 2018 and NSE circular NSE/CML/2018/24 dated June 20, 2018.

Further, the details as required under the Secretarial Standard and SEBI (Listing Obligations and Disclosure Requirements) Regulations, 2015, have been provided separately at the end of this statement.

Except Mr. Moore Jr., none of the Directors and Key Managerial Personnel of the Company or their relatives are in any way concerned or interested, in the special resolution as set out at Item No. 5.

The Board recommends the passing of the resolution as set out at Item No. 5 of the Notice of the AGM as a special resolution

**ITEM NO. 6**

Ms. Sannovanda Machaiah Swathi (DIN:06952954) was appointed as an Independent Director of the Company pursuant to the provisions of Sections 149, 152 and other applicable provisions of the Companies Act, 2013 (Act) and the Securities and Exchange Board of India (Listing Obligations and Disclosure Requirements) Regulations, 2015 (SEBI LODR). Her term of five consecutive years commenced w.e.f. 1<sup>st</sup> April, 2020 and is due to expire on 31<sup>st</sup> March, 2025.

The Nomination and Remuneration Committee (NRC) evaluated the skills, knowledge and experience on the Board and found that Ms. Swathi possesses relevant expertise and capabilities required of an Independent Director.

Based on the recommendation of NRC, the Board of Directors of the Company at its meeting held on 9<sup>th</sup> August, 2024, has approved the re-appointment of Ms. Swathi for a second term of five (5) consecutive years, with effect from 1<sup>st</sup> April, 2025 to 31<sup>st</sup> March, 2030, not being liable to retire by rotation, as provided in the Resolution.

The Company has received a declaration from her confirming that she meets the criteria of independence as prescribed under Section 149(6) of the Act and SEBI LODR.

Ms. Swathi is not restrained from acting as a Director by virtue of any order passed by SEBI or any such authority and is not disqualified from being appointed as Director in terms of Section 164 of the Act. She has given her consent to act as an Independent Director.

The requisite details of Ms. Swathi pursuant to SEBI LODR and Secretarial Standard-2 are provided in Annexure to the Notice.

In the opinion of the Board, Ms. Swathi is a person of integrity, possesses relevant expertise and fulfills the conditions specified in the Act, rules made thereunder and SEBI LODR and is independent of the management. The Company has received a notice under Section 160 of the Companies Act, 2013 from a member proposing her candidature for re-appointment as an Independent Director of the Company.

It is proposed that Ms. Swathi be re-appointed as an Independent Director of the Company for an another term of five consecutive years i.e. from 1<sup>st</sup> April, 2025 to 31<sup>st</sup> March, 2030, not liable to retire by rotation.

A copy of the draft letter of re-appointment of Ms. Swathi setting out the terms and conditions of re-appointment is available for inspection at the Registered Office/Corporate Office of the Company on all working days (except Saturdays, Sundays and Public Holidays) between 11:00 a.m. to 1:00 p.m. upto the date of AGM and will also be available for inspection during the AGM. A brief profile of Ms. Swathi is also available on the website of the Company i.e. [www.bhartiya.com](http://www.bhartiya.com).

The Board considers her rich experience and knowledge to be of immense value to the Company and therefore recommends her re-appointment to the Members by special resolution.

Except Ms. Swathi, none of the Directors and Key Managerial Personnel of the Company or their relatives are in anyway concerned or interested, in the special resolution as set out at Item No. 6.

**ANNEXURE - A**

**Pursuant to Secretarial Standard and Regulation 36(3) of the SEBI (Listing Obligation and Disclosure Requirements) Regulations, 2015, the details of the Directors seeking appointment/re-appointment/fixation of remuneration/variation of the term of remuneration at the forthcoming Annual General Meeting:**

<b>Name of Director</b>	Mr. Robert Burton Moore Jr.	Mrs. Sannovanda Machaiah Swathi
<b>Date of Birth &amp; Age</b>	18/09/1950 (74 years)	24/07/1957 (67 years)
<b>DIN</b>	08108097	06952954
<b>Nationality</b>	United States of America	Indian
<b>Qualifications</b>	BBA degree (Marketing and Accounts) from The University of Mississippi, Oxford, Mississippi, USA	Certified Associate of Indian Institute of Bankers (CAIIB) and MBA (Finance). She also holds a master's degree in agriculture (Economics)
<b>Experience</b>	More than 40 years	41 years
<b>Date of first appointment on the Board</b>	16/04/2018	01/04/2020
<b>Expertise in functional areas</b>	Marketing expert studied at University of Mississippi; received Taylor Medal in 1988. Was named among the 20 Most Powerful Tanners in World in Leather International Magazine, 2012.	More than three decades of banking experience in different Public Sector Banks serving in various capacities in field, administrative and Board level such as Executive Director in Bharatiya Mahila Bank, Advisor in SBI and Circle General Manager, Branch Head in Corporation Bank
<b>Directorship held in other companies</b>	Rocky Brands Inc. (Overseas Company)	1. PC Jeweller Limited 2. Gold Plus Glass Industry Limited 3. Aviom India Housing Finance Private Limited 4. Orient Green Power Company Limited
<b>Directorship held in Listed Entities (other than the Company)</b>	-	-
<b>Name of Listed Companies in which Director resigned in past 3 years.</b>	-	Simplex Castings Limited- Resigned w.e.f. 05/10/2023
<b>Relationship with other Directors, Manager and other KMP of the Company</b>	NIL	NIL
<b>Terms and conditions of appointment/continuation of Directorship</b>	The terms and conditions and details of remuneration sought to be paid is given in the resolutions/explanatory in this Notice.	She is proposed to be re-appointed for a second term of five (5) consecutive years, with effect from 1 <sup>st</sup> April, 2025 to 31 <sup>st</sup> March, 2030, not being liable to retire by rotation.
<b>Details of last Remuneration drawn (F.Y. 2023-24)</b>	Rs. 1,03,27,860/-	NIL
<b>Details of proposed Remuneration</b>	as per resolution	Sitting Fee

<b>Name of Director</b>	Mr. Robert Burton Moore Jr.		Mrs. Sannovanda Machaiah Swathi	
<b>Number of Meetings of the Board attended during the F.Y. 2023-24</b>	Board Meetings Attended	No. of Board Meetings held	Board Meetings Attended	No. of Board Meetings held
	4	4	4	4
<b>Chairman / Member of the Committee of the Board of Directors of this Company</b>	Chairman / Member	Name of the Committees	Chairman / Member	Name of the Committees
	-	-	Member	-Audit Committee -Stakeholders Relationship Committee -Nomination and Remuneration Committee -Corporate Social Responsibility
<b>Committee Membership in other Companies</b>	Name of the Committees	Chairman/ Member	Name of the Company	Name of the Committees
	Audit Committee, Nomination and Remuneration Committee, Risk Management Committee and IT Strategy Committee	Member	Gold Plus Glass Industry Limited	Audit Committee
			Aviom India Housing Finance Private Limited	Audit Committee, Nomination and Remuneration Committee, Risk Management Committee and IT Strategy Committee
			Orient Green Power Company Limited	Audit Committee, Nomination and Remuneration Committee
			PC Jeweller Limited	Nomination and Remuneration Committee
<b>Number of shares held in Company.</b>	NIL		NIL	

# REPORT

ANNUAL

2023-2024




**Design-led.**

**Innovative.**

**Sustainable.**

**Reliable.**





Numero

131  
BAGS & CLOSET  
MEN

8204

CINGHIA IN CANVAS

MOSCHETTONE METALLICO

APERTURA PIEGATA E CHIUSA CON ZIP

LOGO IMPUNTURATO

RIVETTI

PITTA IN PELLE

32CM

LA IPO

IMPUNTURA A CONTRASTO

CORPO BORSA IN CANVAS

ESEMPIO PER CINGHIA PER TRACOLLA



CANOVINA IN NAPPA LAVATA

RIVETTO GALVANICO RUGGINE

RIVETTO MATELL

BOSSONE B

CORPO BORSA IN CANVAS

32CM

NOME IN PELLE CUCITO A IMPUNTURE ROBBE GROSSE A CONTRASTO

ANELLI PER TRACOLLA

TASCA

51CM





---

# CONTENTS

01	From The Chairman
03	Performance Highlights
05	Management Discussion & Analysis
15	Board's Report
32	Corporate Governance Report

## CONSOLIDATED FINANCIAL STATEMENTS

55	Auditors' Report
63	Balance Sheet
64	Statement of Profit And Loss
65	Statement of Changes In Equity
66	Statement of Cash Flow
68	Notes to Accounts
105	Consolidated Financial Summary

## STANDALONE FINANCIAL STATEMENTS

106	Auditors' Report
116	Balance Sheet
117	Statement of Profit And Loss
118	Statement of Changes In Equity
119	Statement of Cash Flow
121	Notes To Accounts
161	Statement Under Section 129 of The Companies Act, 2013 Relating to Subsidiary Companies



---

# FROM THE CHAIRMAN

Dear Shareholders,

I am filled with pride as I reflect on Bhartiya International's continued progress and success. Our journey is marked by a steadfast commitment to design excellence, innovative production management and our core values. At the heart of our success lies a disciplined approach to client development and management.

This year our Chennai accessories group has undergone a remarkable transformation. Through a focused, long-term strategy, we have established ourselves as a premier manufacturer for a portfolio of world-renowned handbag brands including Coach, Ralph Lauren and Hogan. This strategic pivot has positioned Bhartiya International as a future global leader in luxury accessories manufacturing.

Operational excellence remains a cornerstone of our success. The efficiency and lean initiatives we embarked on this year have yielded impressive results across our Bengaluru outerwear production units. Enhanced product quality, compressed lead times and cost reductions are tangible outcomes of our unwavering dedication to operation excellence.

Beyond financial performance, we are deeply committed to the communities where we operate... a great company doing good. Our continued support of CSR projects in Bengaluru and Chennai exemplify our enduring value of community support.

Our greatest asset is our people. Bhartiya International is fortunate to have a remarkable global executive leadership team and a dedicated workforce. Their passion, expertise and unwavering commitment are the foundation of Bhartiya's sustained success.

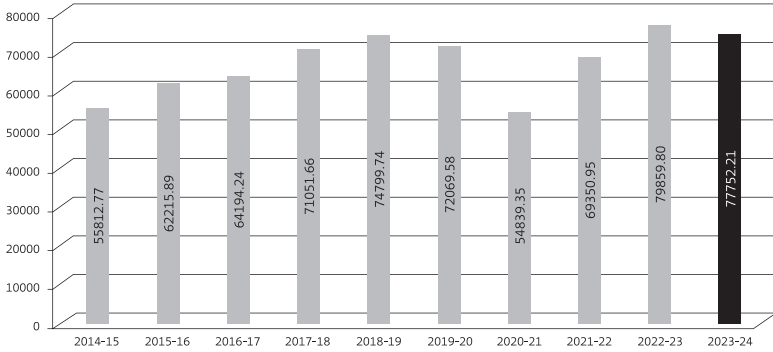
I am confident we will continue to deliver long-term growth with improved profitability for our shareholders. Thank you for your continued support.

Thank you for being a part of our journey.

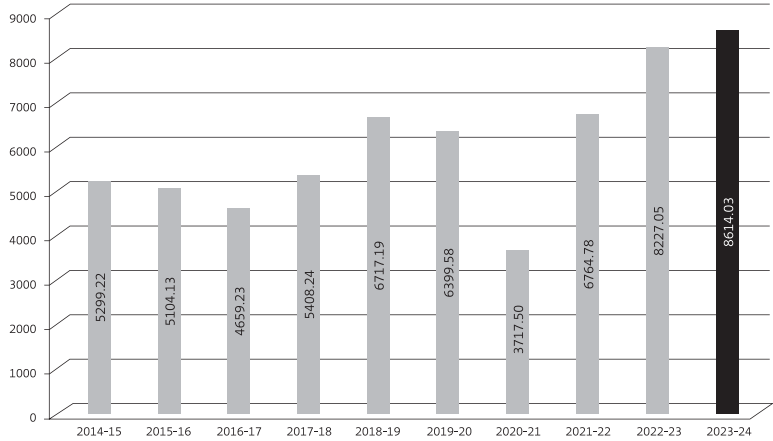
Sincerely,  
Snehdeep Aggarwal  
Chairman

# PERFORMANCE HIGHLIGHTS

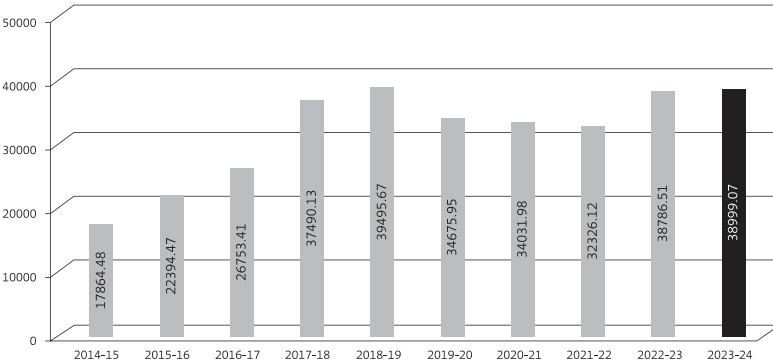
**Turnover (Rs. in Lakhs)**



**EBITDA (Rs. in Lakhs)**



**Net Worth (Rs. in Lakhs)**



---

# BOARD OF DIRECTORS

## DIRECTORS & KMP

### **SNEHDEEP AGGARWAL**

Chairman

### **MANOJ KHATTAR**

Whole Time Director

### **NIKHIL AGGARWAL**

Director

### **DEEPAK BHOJWANI**

Independent Director

### **SANNOVANDA MACHAIAH SWATHI**

Independent Director

### **ROBERT BURTON MOORE JR.**

Director

### **NAVKIRAN SINGH GHEI**

Independent Director

### **VIVEK KAPUR**

Independent Director

### **RAJ KUMAR CHAWLA**

Chief Financial Officer

### **YOGESH KUMAR GAUTAM**

Company Secretary

### **DELHI**

#### **Bhartiya International Limited**

E-52, New Manglapuri, Mandi Road  
(Mehrauli), New Delhi – 110 030, India

### **GURUGRAM**

#### **Bhartiya International Limited**

Plot No. 38, Sector – 44,  
Gurugram – 122 003, Haryana India

### **BENGALURU**

#### **Bhartiya International Limited**

27/2, Gottigere, Bannerghatta Road,  
Bengaluru – 560 083 India

### **CHENNAI**

#### **Bhartiya International Limited**

56/7, Nallambakkam Village,  
Via-Vandalur, Chennai – 600 127, India

### **TADA**

#### **Bhartiya International Limited**

APIIC Industrial Park,  
Konduru Village, Tada Mandal,  
SPSR Nellore Distt.,  
Andhra Pradesh - 524 401 India

### **ITALY**

#### **Ultima Italia SRL**

Viale Luigi Majno, 15  
20122 Milan, Italy

### **HONGKONG**

#### **World Fashion Trade Limited**

Suite 606, 6th Floor,  
China Insurane Grop Building,  
141 Des Voeux Road, Central, Hong Kong

#### **Design Industry Limited**

Room 1104, Crawford House,  
70 Queen's Road, Central, Hong Kong

### **SWITZERLAND**

#### **Ultima SA**

Rue Des Draizes 7  
CH-2000, Neuchatel, Switzerland

### **CHINA**

#### **Design Industry China Limited**

Room 908, Tower D,  
Tiande Industrial Park, No. 1795,  
Tongwen Road, Hangzhou, China

### **BANGLADESH**

Saleh Tower, House 01, Road 13, Sector 13,  
8th Floor, Gareb E Newaz Road,  
Uttara, Dhaka PO: 1230

## AUDITORS

Sushil Poddar & Co.

## BANKERS

Axis Bank

Canara Bank

HDFC Bank

ICICI Bank

IDBI Bank

IDFC First Bank Ltd.

Indusind Bank

SBM Bank (India) Ltd.

State Bank of India

Union Bank of India

Indian Bank



# MANAGEMENT DISCUSSION & ANALYSIS





---

## INDUSTRY UPDATE

In 2023, the fashion industry showcased resilience despite global challenges, paving the way for a promising outlook in 2024. McKinsey forecasts the luxury segment to maintain its economic leadership amidst evolving economic conditions. Globally, luxury growth is expected to range between 3 to 5 percent in 2024, indicating a strategic adaptation post-pandemic and underscoring ongoing consumer confidence and expenditure in high-end markets. India is strengthening its role as a key sourcing hub for leather garments, apparel, and accessories, supported by its heritage, infrastructure, and commitment to sustainability. The country's skilled workforce and competitive manufacturing costs make it an attractive destination for global brands seeking quality production at scale. As India's fashion industry evolves, innovation, sustainability initiatives, and inclusive representation are driving continued growth and global partnerships.



## ABOUT THE COMPANY

Bhartiya is a diversified global company with presence across six countries and a partner of choice for over 100 retailers/brands across the world. The group operates across segments such as manufacturing of fashion apparel and accessories, real estate, and city development.

Bhartiya International Limited (Bhartiya Fashion): Bhartiya Fashion is a leading manufacturer of outerwear, apparel, and accessories and a partner to many of the best fashion brands in Europe and North America. The company has a strong network of manufacturing units, design and prototyping facilities, business development offices, and showrooms are driven by direct and indirect employment of over 15000 people in India and abroad.

With close to 30 years of experience and vertically integrated model, Bhartiya Fashion offers its customers a one-stop-shop manufacturing platform and 360-degree Customized Fashion Solutions ranging from product design, raw material sourcing, production, quality control, logistics, and documentation.

## DESIGN-DRIVEN APPROACH AT BHARTIYA

At Bhartiya, design excellence drives innovation, supported by an advanced in-house Research & Development team in Milan, Gurugram, Bengaluru, and Chennai. It has exclusive design Studios in Milan, Gurugram, Bengaluru and Chennai. Design teams create private label collections to partner with brands, who collaborate on design and product development. The teams supplement customer design, provide trends, fashion directions, and inspirations every season. Every year the company develops fashion collections for over 150 luxury brands/retailers across the world including marquee clients like Calvin Klein, G-Star, Levis, All Saints, Armani, Belstaff, Ralph Lauren etc.

This blend of design focus and efficient delivery fosters profitability and scalability.



## Key Business Divisions

### LEATHER GARMENTS DIVISION

Bhartiya's Leather Garments Division is a driving force within the company, renowned for its extensive array of men's and women's leather outerwear. It consistently ranks among the world's largest producers of leather garments, setting itself apart in a competitive industry dominated by smaller players. The division's achievement stems from its capacity to achieve economies of scale, ensuring consistent profitability amidst evolving market dynamics.

As the fashion landscape evolves rapidly, sustainability emerges as a critical concern.





Bhartiya acknowledges this imperative and pledges to be a responsible partner to its 100+ global collaborators. A prime example of this commitment is its Chennai – based Tannery's transition towards responsible and eco-conscious production practices. Here, the focus is on sourcing and manufacturing traceable, sustainable, organic, and biodegradable leathers. This initiative highlights our dedication to supporting partner brands in meeting consumer expectations sustainably and responsibly.

Central to our manufacturing prowess is a team of world-class design talent based in Milan, Gurugram, and Bengaluru. Their constant innovation and integration of the latest fashion trends are pivotal in delivering superior products. Bhartiya's comprehensive



expertise across the value chain — from design and sourcing to manufacturing — ensures streamlined processes and optimal capacity utilization, culminating in a robust and profitable business model.

With a resilient business framework now in place, the Leather Garments Division is poised to leverage operational efficiencies for growth. Lean operating costs mean that increased sales directly enhance profitability. The division's strategic focus is on nurturing long-term partnerships with select high-value clients while also diversifying its customer base to mitigate risks. To catalyze further expansion, Bhartiya has amplified its global presence by enlisting business development representatives in strategic markets.

## TEXTILE OUTERWEAR DIVISION

Bhartiya's Textile Outerwear Division is known for its unwavering commitment to delivering premium-quality products to large retailers and brands worldwide. Specializing in an expansive range of styles for both men's and women's outerwear, this division has experienced remarkable growth in recent years. Over the past two years, we have streamlined operations, enhanced efficiencies, and upgraded to cutting-edge systems. Upon stabilization this quarter, we are poised to accelerate our growth trajectory in the coming year.

Given the large market potential for textile outerwear, Bhartiya is strategically positioned to capitalize on emerging opportunities and solidify its presence as a dominant industry player. A key driver of our success is our cross-selling strategy, which entails offering multiple product lines to our existing global clientele. This approach not only deepens relationships with existing customers but also attracts new ones, thus fueling sustained growth within the segment.

Furthermore, Bhartiya has fortified its production teams by recruiting top talent from the manufacturing sector. This strategic initiative ensures operational excellence and reinforces our commitment to sustained profitability. By maintaining a steadfast focus on high-value products,

the Textile Outerwear Division remains instrumental in propelling the company's growth and expanding its market share in the years to come.

## **FASHION ACCESSORIES DIVISION**

Amidst the prevailing geopolitical uncertainty and recent market volatility, India has emerged as a pivotal player in the global landscape. Bhartiya, capitalizing on this shift, has garnered significant and sustained interest from discerning brands in Europe and North America. We have proudly commenced supplying premium brands such as Tod's SPA in Italy, while simultaneously forging new business channels with South Korea. The coming year represents a crucial juncture for us to solidify our position as a premier manufacturer in the region.

In parallel, we have established a strategic relationship with Coach, a globally recognized leader in the bags and accessories manufacturing sector. This collaboration is poised for exponential growth in the years ahead. Additionally, we are actively pursuing similar alliances with marquee brands in North America, positioning ourselves as their preferred manufacturing partner.

With our production facilities now optimized and operating at peak efficiency, we are accelerating our production runs. This seamlessly aligns with our collaborations with leading European brands, leveraging our design prowess and consistently achieving impressive margins in this segment.

## **VIRTUAL MANUFACTURING DIVISION**

Bhartiya recognizes significant potential in the Virtual Manufacturing segment, which complements our established strengths in design, development, and marketing. Strategic investments this fiscal year in bolstering our product design teams and platform vendors have solidified existing client partnerships and unlocked additional growth through expansion into new product categories and the acquisition of new customers.

Our Bangladesh sourcing operation, staffed by a seasoned team and headquartered in







Uttara Dhaka, has been successfully established. We have not only expanded business in existing categories but also ventured into new domains such as knitwear and sleepwear sourced from Bangladesh. Furthermore, our presence in China augments our sourcing capabilities across diverse apparel types, ensuring optimal price points.

Our proactive efforts in cultivating new markets have culminated in the initiation and development of business in South Korea. Overall, Bhartiya's Virtual Manufacturing division has successfully cultivated international client relationships spanning mass-market volume retailers, high-fashion high-street retailers, and premium to entry-luxury segments. We are confident that these future-focused initiatives will drive substantial volume businesses within this category.

Aligned with the asset-light nature of virtual manufacturing, Bhartiya leverages cutting-edge technology to reduce lead times and strategically evaluate best-in-class sourcing and platform vendors. This agility is a direct result of three decades of pivotal manufacturing expertise, allowing us to remain at the forefront of industry innovation.





---

# OUR COMPANY

## HUMAN RESOURCE

Human Resources in the organization is working round the clock to support the business to excel in terms of acquiring best talent and bringing the best practices to develop the existing talent. As it is said that empowered and energized workforce results into superior business performance, so has been witnessed in Bhartiya business too.

Since technology is the utmost need to support the people's need, the HR team innovates their portal from time-to-time to keep abreast with the changing technology and making lives easy. There has been constant changes and efforts to advance the technology piece and link it with people practices. Bhartiya also works for the benefit of the society and takes part in the CSR activities.

Overall, the HR team is constantly working to develop the leadership and assist people in developing themselves to face the ever challenging and volatile business environment.

## INTERNAL CONTROL

The Company has a proper and adequate system of internal controls to ensure that all assets are safeguarded and protected against loss from unauthorised use or disposition and that the transactions are authorised, recorded and reported correctly. Such internal controls are supplemented by an extensive programme of internal audits, review by management and documented policies, guidelines and procedures. These are designed to ensure that financial and other records are reliable for preparing financial information and other reports and for maintaining regular accountability of the Company's assets. The internal auditors present their report to the Audit Committee of the Board.





## **FINANCIAL PERFORMANCE**

On Consolidated basis, during the year under review, the Company achieved a turnover of Rs. 77752.21 Lakhs. The Net Profit/(loss) after taxes minority interest and share of profit/(loss) of associates was reported at Rs. 19.77 Lakhs as compared to Rs. 6257.63 Lakhs in the previous year.

On Standalone basis, during the year under review, the Company achieved a turnover of Rs. 66094.66 Lakhs. The Net Profit after taxes was reported at Rs. 1758.60 Lakhs as compared to Rs. 1617.26 Lakhs in the previous year.

## **SIGNIFICANT CHANGES IN FINANCIAL RATIOS**

In accordance with SEBI (Listing Obligations and Disclosure Requirements) (Amendment) Regulations, 2018, a Company is required to give details of significant changes (change of 25% or more as compared to the immediate previous financial year) in its financial ratios and details of any change in Return on Net Worth as compared to the immediately previous financial year.

There is no such ratio which results in 25% or more change as compared to the previous year.

There is a change of 0.03% in Return on Net Worth 2023-24 (5.36%) as compared to immediate previous year i.e. 2022-23 (5.19%).

## **RISK MANAGEMENT**

The Company has made process which identifies, assesses and manages risk at Strategic, Operational and Compliance levels, across business units, functions and geographies. The board of directors are informed about the risks or opportunities that could have an adverse impact on the Company's operations or to that could be exploited to maximize the gains. The processes and procedures are in place to act in a time bound manner to manage the risks or opportunities. The risk management process is reviewed and evaluated by the board of directors. Bhartiya International's exposure to foreign currency risk is restricted to its imports and exports. These risks are minimized through well-thought-out financial operations, astute treasury management and effective use of hedge options.

## **CAUTIONARY STATEMENT**

All the statements and assertions in this report regarding the projections, estimates and outlook are subject to current market situations and expected effects of future events on current and developing circumstances. Results may vary due to a number of factors, which could effect the Company's business operations, such as demand and supply conditions, price inputs, change in government levies and regulations, industrial relations and other economic variables in the country. Bhartiya International cannot be held responsible in any way for such statements and it undertakes no obligations to publicly update these to reflect subsequent events or circumstances.





# BHARTIYA CITY, BENGALURU: A PARADIGM SHIFT IN URBAN LIVING

Encompassing over 125+ acres, Bhartiya City is a one-of-a-kind urban smart city seamlessly integrating residential, commercial, and hospitality elements, offering a holistic and efficient lifestyle for its residents and the wider Bengaluru community. Cutting-edge technology permeates every facet of the city, driving sustainability, energy efficiency, and connectivity, thereby elevating the quality of life for all inhabitants.

In our view, Bhartiya City sets a new benchmark for urban planning and community development, standing as the single largest urban development of its kind within any metropolitan city in India.

Nikoo Homes, our flagship residential brand, is India's first branded residential project with a steadfast focus on family, community, culture, health, and learning. Our unwavering commitment is to build vibrant communities that empower families to live richer, more fulfilling lives.

Following the resounding success of Nikoo 1, 2, and 4, with over 5,500 delighted Nikoo families in residence, Nikoo 5 emerged as one of Bengaluru's fastest-selling projects, achieving record-breaking sales on its launch day. Nikoo 6, the first project venturing outside Bhartiya City, has garnered immense customer interest and inquiries, signalling its promising future.

Bhartiya City has already established 3 million square feet of prime IT office space, with an additional 1.1 million square feet under development.

The Leela Hotel & Convention Center boasts one of Bengaluru's largest convention spaces, regularly hosting prestigious events and conventions. It is rapidly becoming the preferred venue for large-scale gatherings. Bhartiya City also features opulent private residences nestled in the city center, overlooking the verdant Central Park. Defined by refined elegance and luxurious finishes, these residences are further enhanced by the legendary Leela service.

The Bhartiya Mall of Bengaluru has cemented its status as the entertainment and shopping epicenter of Bengaluru. Offering a diverse array of experiences that blend art, culture, shopping, retail, and entertainment, it continues to flourish as a sought-after destination. Its calendar of events, featuring the likes of the Van Gogh art exhibition and concerts by renowned artists like Martin Garrix, Prateek Kuhad, and Alan Walker, consistently draws massive crowds.



## BOARD'S REPORT

Your Directors' are pleased to present the Thirty Seventh Annual Report on the business and operations of the Company together with Audited Financial Statements for the financial year ended 31<sup>st</sup> March, 2024 ("year under review").

### FINANCIAL RESULTS

The consolidated and standalone financial results of the Company for the financial year ended 31<sup>st</sup> March, 2024 are as follows:

**(Rs. in Lakhs)**

Particulars	Consolidated		Standalone	
	2023-24	2022-23	2023-24	2022-23
Net Sales/ Income from Operations	<b>77752.21</b>	79859.80	<b>66094.66</b>	66443.38
Other Income	<b>691.53</b>	335.74	<b>265.62</b>	346.22
Total Income	<b>78443.74</b>	80195.54	<b>66360.28</b>	66789.60
Profit before Interest, Tax & Depreciation	<b>8614.04</b>	8227.05	<b>7365.41</b>	6610.12
Finance Cost	<b>4213.58</b>	3669.60	<b>3929.80</b>	3445.43
Profit before Tax & Depreciation	<b>4400.46</b>	4557.45	<b>3435.61</b>	3164.69
Depreciation	<b>2553.30</b>	2522.78	<b>1047.56</b>	980.73
Profit Before Tax	<b>1847.16</b>	2034.67	<b>2388.05</b>	2183.96
Tax Expenses	<b>674.34</b>	592.96	<b>629.45</b>	566.70
Net Profit after Tax	<b>1172.82</b>	1441.71	<b>1758.60</b>	1617.26
Share of Net Profit/(Loss) of Associates	<b>(1153.05)</b>	4815.92	-	-
Net Profit/Loss	<b>19.77</b>	6257.63	<b>1758.60</b>	1617.26
Other Comprehensive Income	<b>1.88</b>	(33.84)	<b>7.36</b>	(34.23)
Total Comprehensive Income for the Year	<b>21.65</b>	6223.79	<b>1765.96</b>	1583.03
Paid up Equity Share Capital	<b>1220.94</b>	1220.71	<b>1220.94</b>	1220.71
Reserve (Excl. Revaluation Reserve)	<b>37778.13</b>	37565.80	<b>32488.82</b>	30721.95
Earning per Share (Basic) Rs.	<b>0.16</b>	51.03	<b>14.40</b>	13.59
Earning per Share (Diluted) Rs.	<b>0.16</b>	50.94	<b>14.40</b>	13.23
Dividend	-	-	-	-

### PERFORMANCE REVIEW

On Consolidated basis, during the year under review, the Company achieved a turnover of Rs. 77752.21 Lakhs. The Net Profit/(loss) after taxes, minority interest and share of profit/(loss) of associates was reported at Rs. 19.77 Lakhs as against loss of Rs. 6257.63 Lakhs in the previous year.

On Standalone basis, during the year under review, the Company achieved a turnover of Rs. 66094.66 Lakhs. The Net Profit after taxes was reported at Rs. 1758.60 Lakhs as compared to Rs. 1617.26 Lakhs in the previous year.

### SHARE CAPITAL

During the year under review, the following changes had taken place in the Paid-up Equity Share Capital of the Company:

Dates	Description	No. of shares	Total value of shares (INR)
01/04/2023	Share Capital at the beginning of the year	12207129	122071290
Addition			
31/08/2023	Equity Shares allotted pursuant to ESOP Scheme	2282	22820
31/03/2024	Share Capital at the end of the year	12209411	122094110

On 14<sup>th</sup> June, 2024, Company has allotted 12,01,000 Fully Convertible Warrants ('Warrants') each carrying a right to subscribe to one Equity Share per Warrant, for cash at an issue price of Rs. 430/- (Rupees Four Hundred and Thirty only) per warrant by way of preferential allotment to M/s. Urbanac Projects Private Limited, which is a promoter group company.

## **DIVIDEND**

In order to conserve the resources of the Company by taking into account the prevailing economic situation and the need of resources for growth, the Board of Directors of the Company thought it was prudent not to recommend any dividend on the Equity Shares of the Company for the Financial Year ended 31<sup>st</sup> March, 2024.

Pursuant to Regulation 43A of the SEBI (Listing Obligations and Disclosure Requirements) Regulations, 2015, the requirement for adopting the Policy for dividend distribution is not applicable to the Company during Financial Year 2023-24.

## **DETAILS AND PERFORMANCE OF SUBSIDIARY COMPANIES**

### **Domestic Subsidiaries**

#### **Bhartiya Global Marketing Limited**

It is a Global Marketing Company engaged in the export of textile and leather garments. The net loss was reported at Rs. 10.65 lakhs during the financial year 2023-24.

#### **J&J Leather Enterprises Limited**

This Company is a tannery to support our leather garments and accessories business through conversion of wet blue leather into finished leather. The total revenues of the Company stood Rs. 1832.12 lakhs and the net loss as Rs. 15.83 lakhs during the financial year 2023-24.

#### **Bhartiya International SEZ Limited**

The Company is incorporated to develop sector specific Special Economic Zone (SEZ) of Leather & Leather Products. It is a joint venture between Bhartiya International Limited and Andhra Pradesh Industrial Infrastructure Corporation. The total revenues of the Company reported Rs. 55.77 lakhs and the net loss as Rs. 22.77 lakhs during the financial year 2023-24.

#### **Bhartiya Fashion Retail Limited**

The Company incurred a loss of Rs. 2.29 lakhs for the financial year 2023-24.

#### **Bhartiya Urban Infrastructure Limited**

The Company incurred a loss of Rs. 0.30 lakhs for the financial year 2023-24.

### **Overseas Subsidiaries**

#### **Ultima S.A. Switzerland**

The Company is engaged in marketing and selling outerwear including leather garments, accessories and textile products in Europe. The total revenues of the Company reported as CHF 81,52,249.79 and the net loss as CHF 7,99,158.41 during the financial year 2023-24.

#### **World Fashion Trade Limited, Mauritius**

The Company registered income of HK\$ 1,56,206 and net profit of HK\$ 13,318 for the period ended 31<sup>st</sup> March, 2024.

#### **Ultima Italia SRL, Italy**

This company markets all fashion products including fur and leather garments in Italian market. The total revenues of the Company reported as Euro 30,96,594 and the net profit as Euro 2,470 during the financial year 2023-24.

#### **Design Industry Limited, Hongkong**

This company is engaged in sourcing of outerwear (including leather, PU Garments, fashion accessories) and textile product from China and India for marketing and selling in Europe. The total revenues of the Company reported as HK\$ 89,347,573 and the net profit as HK\$ 10,132,389 during the reported period.

#### **Design Industry China Limited, China**

Design Industry China Limited is a wholly owned subsidiary of Ultima S.A. This company is engaged in marketing and selling of outerwear (including leather, PU Garments, fashion accessories) from China for marketing and selling in China. The total



revenue of the Company reported as RMB Yuan 41,73,596.57 and the net loss as RMB Yuan 2,77,649.69 during the financial year.

### **New Subsidiary /Associate Company Incorporated / Dissolved during the year**

No new Subsidiary or Associate Company was incorporated acquired during the year under review. Also, no subsidiary/ or Associate Company was dissolved during the year under review.

### **FINANCIAL STATEMENTS**

As mandated by the Ministry of Corporate Affairs, the financial statements for the year ended on 31<sup>st</sup> March, 2024 has been prepared in accordance with the Indian Accounting Standards (IND AS) notified under Section 133 of the Companies Act, 2013 read with the Companies (Accounts) Rules, 2014. The estimates and judgements relating to the Financial Statements are made on a prudent basis, so as to reflect in a true and fair manner, the form and substance of transactions and reasonably present the Company's state of affairs, profits and cash flows for the year ended 31<sup>st</sup> March, 2024.

### **Consolidated Financial Statements**

The Consolidated Financial Statements of the Company are prepared in accordance with the relevant Indian Accounting Standards issued by the Institute of Chartered Accountants of India and forms an integral part of this Report.

Pursuant to Section 129(3) of the Companies Act, 2013 read with Rule 5 of the Companies (Accounts) Rules, 2014, a statement containing salient features of the financial statements of Subsidiaries/Associate Companies/Joint Ventures is given in Form AOC-1 and forms an integral part Annual Report for the Financial Year 2023-24.

### **EMPLOYEES STOCK OPTION PLAN**

The Nomination and Remuneration Committee of the Board of Directors of the Company, inter alia, administers and monitors the Employees' Stock Option Scheme of the Company in accordance with the Securities and Exchange Board of India (Employee Stock Option Scheme and Employee Stock Purchase Scheme) Guidelines, 1999 ('the SEBI Guidelines') read with Securities and Exchange Board of India (Share Based Employee Benefits) Regulations, 2014 as amended from time to time.

The Company has received a certificate from the Secretarial Auditors of the Company that the Scheme has been implemented in accordance with the SEBI Guidelines and the resolution passed by the shareholders. The certificate would be placed at the Annual General Meeting for inspection by members.

Statement Pursuant to Regulation 14 of the SEBI (Share Based Employee Benefits) Regulations, 2014 as at 31<sup>st</sup> March, 2024, are set out in **Annexure-'A'** to this Report.

During the year ended review, the Company had allotted 2282 Equity shares of face value of Rs.10/-each under Employee Stock Option Plan,2013.

Pursuant to Shareholders' resolution dated 23<sup>rd</sup> September, 2013, Board instituted an Employee Stock Option Plan ('ESOP 2013') in the year 2013 for which last vesting for the options completed/expired on 31<sup>st</sup> December, 2023. Options which were not exercised by the employees lapsed and Scheme is completed and no longer remain in force.

### **DIRECTORS**

#### **Retirement by rotation and subsequent re-appointment**

In terms of applicable provisions of the Companies Act, 2013 ("Act") and the Articles of Association of the Company, Mr. Robert Burton Moore Jr. (DIN: 08108097), Director of the Company retires by rotation at the ensuing annual general meeting and is eligible for appointment. Mr. Moore (Non-Executive Director) is also attaining the age of 75 with effect from 18th September, 2025 thereby consent of members by way of special resolution is also being sought at ensuing AGM for continuation of directorship of Mr. Moore, beyond the age of 75 years in terms of SEBI Regulations.

#### **Re-appointment of Independent Director for second consecutive term**

Ms. Sannovanda Swathi Machaiah was appointed as an Independent Director at the 33rd Annual General Meeting of the Company held on 29th September, 2020, for a period of 5 years, effective from 1st April, 2020. Being eligible in terms of the Act and the SEBI LODR Regulations, the Board on the recommendation of the Nomination and Remuneration Committee has approved, re-appointment of Ms. Swathi for another period of five (5) years, subject to passing of special resolution by the members at the ensuing Annual General Meeting.

The Company has received declarations from all the Independent Directors confirming that they meet the criteria of independence as prescribed in the Act and the SEBI LODR Regulations.

In the opinion of the Board, the Independent Directors of the Company are persons of high repute, integrity and possess the relevant expertise and experience in their respective fields. They fulfil the conditions specified in the Act, rules made thereunder and SEBI LODR Regulations and are independent of the management.

None of the Directors on the Board of the Company have been debarred or disqualified from being appointed or continuing as Directors of companies by the Securities and Exchange Board of India, Ministry of Corporate Affairs or any other statutory authority.

### KEY MANAGERIAL PERSONNEL

The following are the Key Managerial Personnel of the Company during the year under review.

Sl. No.	Name of the person	Designation
1.	Mr. Manoj Khattar	Whole-Time Director
2.	Mr. Raj Kumar Chawla	Chief Financial Officer
3.	Mr. Yogesh Kumar Gautam	Company Secretary

### DIRECTORS' RESPONSIBILITY STATEMENT

To the best of knowledge and belief and according to the information and explanations obtained, your Directors make the following statement in terms of Section 134(3)(c) of the Companies Act, 2013:

- that in the preparation of the annual accounts for the financial year ended 31<sup>st</sup> March, 2024, the applicable accounting standards had been followed along with proper explanation relating to material departures;
- that the directors had selected such accounting policies and applied them consistently and made judgments and estimates that are reasonable and prudent so as to give a true and fair view of the state of affairs of the company as at 31<sup>st</sup> March, 2024 and of the profit of the company for the year ended on that date;
- that the directors had taken proper and sufficient care for the maintenance of adequate accounting records in accordance with the provisions of this Act for safeguarding the assets of the company and for preventing and detecting fraud and other irregularities;
- that the annual accounts have been prepared on a going concern basis; and
- that the directors, had laid down internal financial controls to be followed by the company and that such internal financial controls are adequate and were operating effectively; and
- that the directors had devised proper systems to ensure compliance with the provisions of all applicable laws and that such systems were adequate and operating effectively.

### NUMBER OF MEETINGS OF THE BOARD

During the financial year 2023-24, four Board Meetings of the Company were held. The details of the Meetings of the Board held during the financial year 2023-24 forms part of the Corporate Governance Report.

### NOMINATION, REMUNERATION AND BOARD DIVERSITY POLICY

The Board of Directors has framed a policy which lays down a framework in relation to remuneration of Directors, Key Managerial Personnel and Senior Management of the Company. The Policy broadly lays down the guiding principles, philosophy and the basis for payment of remuneration to Executive and Non-Executive Directors. This policy also lays down the criteria for selection and appointment of Board members. The policy also provides the criteria for determining qualifications, positive attributes and Independence of Directors and criteria for appointment of Key Managerial Personnel/Senior Management and performance evaluation which are considered by the Nomination and Remuneration Committee and the Board of Directors while making selection of the candidates.

## BOARD EVALUATION

Pursuant to the applicable provisions of the Act and the Listing Regulations, the Board has carried out an Annual Evaluation of its own performance, performance of the Directors and the working of its committees on the evaluation criteria defined by Nomination and Remuneration Committee for performance evaluation process of the Board, its Committees and Directors.

The Board's functioning was evaluated on various aspects, including inter-alia the structure of the Board, meeting of the Board, functions of the Board, degree of fulfilment of key responsibilities, establishment and delineation of responsibilities to various Committees, effectiveness of Board processes, information and functioning.

The Committees of the Board were assessed on the degree of fulfilment of key responsibilities, adequacy of Committee composition and effectiveness of Meetings. The Directors were evaluated on aspects such as attendance, contribution at Board/Committee Meetings and guidance/support to the Management outside Board/Committee Meetings.

The performance assessment of Non-Independent Directors and the Whole-Time Director, Board as a whole and the Chairman were evaluated in separate meetings of Independent Directors held on 15<sup>th</sup> March, 2024 without the presence of Non-Independent Directors and members of the management.

The same was also discussed in the meetings of the Nomination and Remuneration Committee and the Board. Performance evaluation of Independent Directors was done by the entire Board, excluding the Independent Director being evaluated.

The Board of Directors expressed their satisfaction with the evaluation process.

## FAMILIARISATION PROGRAMME FOR INDEPENDENT DIRECTORS

All Independent Directors are familiarised with the operations and functioning of the Company at the time of their appointment and on an ongoing basis. The details of the training and familiarisation program are provided in the Corporate Governance Report and is also available on the website of the Company at <https://bhartiya.com/download/FAMILIARISATION-PROGRAMME-FOR-INDEPENDENT-DIRECTORS-2023-2024.pdf>.

## MANAGEMENT DISCUSSION & ANALYSIS

The Management Discussion and Analysis Report on the operations of the Company, as required under the SEBI (Listing Obligations and Disclosure Requirements) Regulations, 2015 as amended is provided in a separate section and forms an integral part of this Report.

## STATUTORY AUDIT

At the Annual General Meeting (AGM) held on 29<sup>th</sup> September, 2022, M/s. Sushil Poddar & Co., Chartered Accountants (Firm Registration No. 014969N) appointed as the Statutory Auditors of the Company for an initial term of 5 years. The Ministry of Corporate Affairs vide notification No. S.O. 1833(E) dated 7<sup>th</sup> May, 2018, has done away with the requirement of seeking ratification of members for appointment of auditors at every Annual General Meeting. Accordingly, no resolution is being proposed for ratification of appointment of Statutory Auditors at the 37<sup>th</sup> Annual General Meeting.

The Report given by M/s. Sushil Poddar & Co., Chartered Accountants, Statutory Auditors on the financial statement of the Company for the year 2023-24 forms part of the Annual Report. There has been no qualification, reservation or adverse remark or disclaimer in their Report.

During the year under review, the Auditors did not report any matter under Section 143 (12) of the Act, therefore no detail is required to be disclosed under Section 134(3)(ca) of the Companies Act, 2013.

## SECRETARIAL AUDIT

Pursuant to the provisions of Section 204 of the Companies Act, 2013 and rules made thereunder, the Company had appointed Mr. Ravi Sharma., Practicing Company Secretary, FCS NO. 4468, C. P. NO. 3666 from M/s. RSM & Co. to undertake the Secretarial Audit of the Company for the year ended 31<sup>st</sup> March, 2024. The Secretarial Audit Report is annexed as **Annexure 'B'** and forms an integral part of this Report. There is no secretarial audit qualification for the year under review.

Pursuant to Regulation 24A of Listing Regulations read with SEBI Circular No. CIR/CFD/CMD1/27/2019 dated 8<sup>th</sup> February, 2019, the Annual Secretarial Compliance Report of the Company for the period ending 31<sup>st</sup> March, 2024, was submitted to the stock exchanges and is uploaded on the website of the Company i.e. [www.bhartiya.com](http://www.bhartiya.com).

## COMMITTEES

The Board of Directors has the following mandatory Committees:

1. Audit Committee
2. Nomination and Remuneration Committee
3. Stakeholders' Relationship Committee
4. Corporate Social Responsibility Committee

The details of the composition of Committees, terms of reference and numbers of Meetings held during the financial year 2023-24 is provided in the Corporate Governance Report.

## CORPORATE SOCIAL RESPONSIBILITY (CSR)

As a part of its initiative under the "Corporate Social Responsibility" (CSR) drive, the company has undertaken projects in education and rural development projects. These projects are in accordance with Schedule VII of the Act and the Company's CSR policy.

The Report on CSR activities as required under the Companies (CSR Policy) Rules, 2014 along with the brief outline and contents of the CSR policy are annexed as **Annexure 'C'** and forms an integral part of this Report. The Policy has been uploaded on Company's website at [www.bhartiya.com](http://www.bhartiya.com).

## CORPORATE GOVERNANCE

As per Regulation 34 (3) read with Schedule V of the SEBI (Listing Obligations and Disclosure Requirements) Regulations, 2015, a separate section on corporate governance practices followed by the Company, together with a certificate from the Company's Secretarial Auditors confirming compliance forms an integral part of this Report.

## BUSINESS RESPONSIBILITY REPORTING

The Business Responsibility Reporting as required under Regulation 34(2)(f) of the Securities and Exchange Board of India (Listing Obligations and Disclosure Requirements) Regulations, 2015 with the Stock Exchanges is not applicable to your Company for the financial year ending 31<sup>st</sup> March, 2024.

## ANNUAL RETURN

Pursuant to Section 134(3)(a) and Section 92(3) of the Act read with Companies (Management and Administration) Rules, 2014, the Annual Return for the Financial Year 2023-24, has been hosted on the Company's website [www.bhartiya.com](http://www.bhartiya.com) and weblink for the same is <https://bhartiyafashion.com/download/ANNUAL-RETURN-2024.pdf>.

## RELATED PARTY TRANSACTIONS

All transactions entered with related parties for the year under review were on an arm's length basis and in ordinary course of business and the provisions of Section 188 of the Companies Act, 2013 are not attracted. Thus, disclosure in the form AOC-2 is not required. There were no material Related Party Transactions (RPTs) undertaken by the Company during the year that require shareholders' approval under Regulation 23 (4) of SEBI Regulations or Section 188 of the Act. All related party transactions are mentioned in the Notes to the Financial Statements.

All transactions with related parties were reviewed and approved by the Audit Committee and were in accordance with the Policy on dealing with and materiality of related party transactions. There are no materially significant related party transactions that may have potential conflict with the interest of the Company. All contracts/arrangements/transactions entered into by the Company during the year under review with related parties were in the ordinary course of business and on arm's length basis in terms of provisions of the Act. Further, there are no contracts or arrangements entered into under Section 188(1) of the Act, hence no justification has been separately provided in that regard.

Omnibus approval is obtained for the transactions which are foreseen and repetitive in nature with Related Parties. A statement giving details of all the related party transactions is placed before the Audit Committee and Board for review and approval on a quarterly basis.

The details of RPTs during financial year 2023-24, including transactions with person or entity belonging to promoter/promoter group which holds 10% or more shareholding in the company are provided in accompanying financial statements.

The SEBI vide amendments to the Listing Regulations had introduced substantial changes in the related party transaction framework, inter alia, by enhancing the purview of the definition of related party and overall scope of transactions with related parties. During the year under review, the Board of Directors based on recommendations of the Audit Committee approved revisions to the Policy on dealing with and materiality of Related Party Transactions and framework for transaction with related parties of the Company to define the ordinary course of business, review of material related party transactions and revise the thresholds for entering transactions with related parties and terms thereto. The Company's Policy on dealing with and materiality of related party transactions is available on the website of the Company at <https://bhartiyaofashion.com/download/POLICY-ON-RELATED-PARTY-TRANSACTIONS.pdf>.

None of the Directors has any pecuniary relationship or transactions vis-à-vis the Company except remuneration and sitting fees.

### **PARTICULARS OF LOANS, GUARANTEES OR INVESTMENTS BY COMPANY**

Details of Loans, Guarantees and Investments covered under the provisions of Section 186 of the Companies Act, 2013 are given in the notes to Financial Statements.

### **RISK MANAGEMENT**

The Company has adequate risk management processes to identify and notify the board of directors about the risks or opportunities that could have an adverse impact on the Company's operations or that could be exploited to maximize the gains. The processes and procedures are in place to act in a time bound manner to manage the risks or opportunities. The Company's approach to addressing business risks is comprehensive and includes periodic review of such risks and a framework for mitigating controls and reporting mechanism of such risks. Bhartiya International's exposure to foreign currency risk is restricted to its imports and exports. These risks are minimized through well-thought-out financial operations, astute treasury management and effective use of hedge options.

### **VIGIL MECHANISM/WHISTLE BLOWER POLICY**

The Company has a Whistle Blower Policy to report genuine concerns or grievances. The Whistle Blower Policy has been posted on the website of the Company ([www.bhartiya.com](http://www.bhartiya.com)).

### **ENVIRONMENT AND SAFETY**

The Company is conscious of the importance of environmentally clean and safe operations. The Company's policy requires conduct of operations in such a manner so as to ensure safety of all concerned, compliances environmental regulations and preservation of natural resources.

As required by the Sexual Harassment of Women at Workplace (Prevention, Prohibition & Redressal) Act, 2013, the Company has formulated and implemented a policy on prevention of sexual harassment at the workplace with a mechanism of lodging complaints. Besides, redressal is placed on the intranet for the benefit of employees. Further, the Company has complied with provision relating to the constitution of Internal Complaint Committee under the Sexual Harassment of Women at Workplace (Prevention, Prohibition and Redressal) Act, 2013 (14 of 2013). There was no instance reported for sexual harassment at workplace during the year under review.

### **INTERNAL CONTROL SYSTEMS AND THEIR ADEQUACY**

The Company has a proper and adequate system of internal controls to ensure that all assets are safeguarded and protected against loss from unauthorised use or disposition and that the transactions are authorised, recorded and reported correctly. Such internal controls are supplemented by an extensive programme of internal audits, review by management and documented policies, guidelines and procedures. These are designed to ensure that financial and other records are reliable for preparing financial information and other reports and for maintaining regular accountability of the Company's assets. The internal auditors present their report to the Audit Committee of the Board.

The Audit Committee of the Board of Directors actively reviews the adequacy and effectiveness of the internal control systems and suggests improvements to strengthen the same. The Company has a robust Management Information System, which is an integral part of the control mechanism.

### **CREDIT RATING**

Rating Committee of India Ratings and Research (Ind-Ra) has re-affirmed the long-term issuer rating of the Company to **IND BBB** (pronounced IND triple B) with **stable outlook** on 10<sup>th</sup> July, 2024. Ind-Ra has re-affirmed rating of IND BBB/ Stable/ IND A2 for Fund- based working capital limits of Rs. 501.12 crores and term loan/ Proposed term loan of Rs. 79.62 crores. Agency has assigned rating IND A2 for non-fund based working capital limits of Rs. 66.35 crores. The outlook on the long-term rating has remained the same.

## **MATERIAL CHANGES AND COMMITMENTS**

There are no material changes or commitments affecting the financial position of the Company which have occurred between the end of the financial year and the date of this Report, the business operations and financial position of the Company detailed in this Report as well as Notes to the Financial Statements of the Company.

## **SECURITIES AND EXCHANGE BOARD OF INDIA (LISTING OBLIGATIONS AND DISCLOSURE REQUIREMENTS) REGULATIONS, 2015.**

The Company's securities are listed at the following Stock Exchanges in India:

BSE Limited

National Stock Exchange of India Limited

The Annual Listing fee for the financial year 2023-24 has already been paid to both the above Stock Exchanges.

## **COMPLIANCE OF SECRETARIAL STANDARDS**

During the financial year under review, the Company has complied all applicable Secretarial Standards specified by the Institute of Company Secretaries of India pursuant to Section 118 of the Companies Act, 2013.

## **SIGNIFICANT AND MATERIAL ORDERS PASSED BY THE REGULATORS OR COURTS**

There are no significant and material orders by the Regulators/Courts that would impact the going concern status of the Company and its future operations.

## **COST AUDIT AND MAINTANANCE OF COST RECORD**

As per the Companies (Cost Records and Audit) Rules, 2014, Cost Audit is not applicable to the Company for the financial year 2023-24.

Further, maintenance of cost record as specified by the Central Government, under sub-section-1 of Section 148 of the Companies Act, 2013 is not required.

## **ENERGY CONSERVATION, TECHNOLOGY ABSORPTION AND FOREIGN EXCHANGE EARNINGS AND OUTGO.**

Information in accordance with the provision of Section 134 (3)(m) of the Companies Act, 2013, read with Rule 8(3) of the Companies (Accounts) Rules, 2014 for the year ended 31<sup>st</sup> March, 2024 on the Conservation of Energy, Technology Absorption and Foreign Exchange Earnings and outgo is given in the **Annexure 'D'** forming part of this report.

## **HUMAN RESOURCES**

At Bhartiya, our objective is to align the talent pool with our core business values and brand philosophy while imparting technical skills and promote solution-oriented mindset which are business growth enablers. We have committed to provide them the platform to experiment and embrace new opportunities in-order to serve the customers of tomorrow. Bhartiya's people assets is the strong foundation for creating many possibilities for its business. Our approach towards attracting and nurturing finest quality of talent is a combination of empowerment and accountability that provides people lifelong development opportunities and make them change leaders. Talent sourced across India gets the opportunity to be positioned in high impact roles at Bhartiya and deploy functional mastery to deliver innovative solutions while contributing to our operational excellence and overall business strategy. During the year under review, the efficient operations of manufacturing units, market development and expansion for various products was the highlight of our people effort. Continuous people development for developing knowledge and skills coupled with sound people practices will deliver the talent needs of the organization.

We strive to build a deep talent bench of high-quality leaders through a culture of continuous learning, innovation, and collaboration by providing leading-edge learning and development support to our managers.

## **PARTICULARS OF EMPLOYEES**

During the financial year 2023-24, the Company had 315 employees.

In terms of the provisions of Section 197(12) of the Companies Act, 2013, read with Rules 5(2) and 5(3) of the Companies (Appointment and Remuneration of Managerial Personnel) Rules, 2014, as amended, a statement showing the names and other particulars of the employees drawing remuneration in excess of the limits set out in the said rules forms part of this report.

Further, the disclosures pertaining to remuneration and other details as required under Section 197(12) of the Companies Act, 2013 read with Rule 5(1) of the Companies (Appointment and Remuneration of Managerial Personnel) Rules, 2014, forms

part of this Report.

Having regard to the provisions of the second proviso to Section 136(1) of the Act, the Annual Report excluding the aforesaid information is being sent to the members of the Company. The said information is available for inspection at the registered office of the Company during business hours on working days upto the date of ensuing Annual General Meeting. Any member interested in obtaining such information may write to the Company Secretary and the same will be furnished on request. The Annual Report including the aforesaid information is also available on the Company's website.

None of the employees listed in the said Annexure is a relative of any Director of the Company. None of the employees hold (by himself or along with his spouse and dependent children) more than two percent of the equity shares of the Company.

#### **DEMAT SUSPENSE ACCOUNT FOR UNCLAIMED SHARES**

There are no unclaimed shares of the Company.

#### **PUBLIC DEPOSIT**

The Company has neither invited/ nor accepted any deposits during the year within the meaning of Section 73 of the Companies Act, 2013, read with Companies (Acceptance of Deposit) Rules, 2014.

#### **AWARDS AND ACCOLADES**

Your Company continues to win awards year after year, reiterating its credible market position. Some awards received during the previous three Financial Years by the Company are as given below:

- (a) First Place National Export Excellence Award from Council for Leather Exports (Category above Rs.300 Crores – Leather Garments) year – 2022-2023.
- (b) Excellence Export performance during 2020-21 in Leather Garments from Council for Leather Exports – Northern Region (Category above Rs. 200 & 300 Crores – Leather Garments) year – 2020-2021.
- (c) First Place Export Award from Council for Leather Exports – Northern Region (Category above Rs. 25 crores & upto Rs. 50 Crores – Leather Garments) year – 2020-2021.

#### **GENERAL**

Your Directors state that no disclosure or reporting is required in respect of the following matters as there were no transactions on these matters during the year under review:

- a) Details relating to deposits covered under Chapter V of the Act.
- b) Neither the Managing Director nor the Whole-time Directors of the Company receive any remuneration and commission from any of its subsidiaries.
- c) No significant or material orders were passed by the Regulators or Courts or Tribunals which impact the going concern status and Company's operations in future.
- d) No frauds has been reported by the Auditors to the Audit Committee or the Board.
- e) There has been no changes in the nature of business of the Company.

#### **ACKNOWLEDGEMENTS**

Your Directors are highly grateful for all the help, guidance and support received from the valued customers, suppliers, vendors, other business associates, various government and local authorities as well as the various Banks.

The Board places on record its appreciation for the devoted and dedicated services rendered by all the employees in taking the Company forward.

**For and on behalf of the Board**

**Snehdeep Aggarwal**

Chairman

DIN: 00928080

Gurugram, 9<sup>th</sup> August, 2024



**ANNEXURE A**  
**(ESOP DISCLOSURE)**

**Statement Pursuant to Regulation 14 of the SEBI (Share Based Employee Benefits) Regulations, 2014.**

The details of the Employees Stock Option Plan, 2013 approved by the Company is valid as on date and there has been no variation in the Scheme.

- A. Relevant disclosures in terms of the "Guidance note on accounting for employee share-based payments" issued by ICAI or any other relevant accounting standards as prescribed from time to time are provided on the weblink: [www.bhartiyafashion.com](http://www.bhartiyafashion.com)
- B. Basic and Diluted EPS in accordance with "Accounting Standard 20 - Earnings Per Share" issued by ICAI is as under:

<b>Particulars</b>	<b>Standalone (in Rs.)</b>	<b>Consolidated (in Rs.)</b>
Basic EPS	14.40	0.20
Diluted EPS	14.40	0.20

- C. Details related to Employees Stock Option Plan, 2013

Name of the Scheme	Employees Stock Option Plan, 2013
Date of shareholders approval	September 23, 2013
Total number of options approved under ESOS	400,000
Vesting requirements	The minimum vesting period shall be 1 (one) year from the date of grant and may extend upto 4 (four) years as may be determined by the Board/ Nomination and Remuneration Committee.
Exercise price or pricing formula	The Exercise Price per option shall be such discounted price to the Market Price of the Equity Shares of the Company as may be determined by the Board / Nomination and Remuneration Committee.
Maximum term of options granted	The options vested should be exercise within 5 years from the date of such respective vesting.
Source of shares (primary, secondary or combination)	Primary
Variation in terms of options	None
Method used for accounting of ESOPs	Fair Value
Where the company opts for expensing of the options using the intrinsic value of the options, the difference between the employee compensation cost so computed and the employee compensation cost that shall have been recognized if it had used the fair value of the options shall be disclosed. The impact of this difference on profits and on EPS of the company shall also be disclosed.	Not applicable

- D. Details of options granted to senior managerial personnel or identified employees is as under:

<b>Particulars</b>	<b>Year ended 31<sup>st</sup> March, 2024</b>
Senior managerial personnel	Nil
Any other employees who received a grant in any one year of Options amounting to 5% or more of the Options granted during that year.	Nil
Identified employees who were granted Options during any one year, equal to or exceeding 1% of the issued capital (excluding outstanding warrants and conversions) of the Company at the time of grant.	Nil

E. The activity in the Employees Stock Option Plan during the year ended March 31, 2024 is as under:

<b>Particulars</b>	<b>Year ended 31<sup>st</sup> March, 2024</b>
Number of options outstanding at the beginning of the period	20,751
Number of options granted during the year	Nil
Number of options forfeited / lapsed during the year	Nil
Number of options vested during the year	Nil
Number of options exercised during the year	2,282
Number of shares arising as a result of exercise of options	Nil
Money realized by exercise of options (INR), if scheme is implemented directly by the company (INR)	114,100
Loan repaid by the Trust during the year from exercise price received	Not Applicable
Number of options stands cancelled upon completion/ expiration of scheme on 31/12/2023	18469*
Number of options outstanding at the end of the year	NIL
Number of options exercisable at the end of the year	NIL
Weighted average exercise price and weighted average fair value of Options granted during the year for Options whose exercise price either equals or exceeds or is less than the market price of the stock. Options whose exercise price is less than the market price: - Weighted average exercise price of options - Weighted average fair value of options	Not Applicable Not Applicable
A description of the method and significant assumptions used during the year to estimate the fair value of options including the following information: - Date of Grant - Weighted average share price - Exercise price - Expected volatility - Option life (comprising of weighted average of vesting period and exercise period) - Expected dividends - Risk free rate of return	Not Applicable as no options were granted during the year.
The method used and the assumptions made to incorporate the effects of expected early exercise	Historical data for early exercise of Options is not accurate / uniform, hence not considered in expected life calculations.
How expected volatility was determined, including an explanation of the extent to which expected volatility was based on historical volatility; and	Volatility is the measure of the amount by which a price has fluctuated or is expected to fluctuate during a period. The measure of volatility used in the Black-Scholes options pricing model is the annualized standard deviation of the continuously compounded rates of return on the stock over a period of time. For calculating volatility, the daily volatility of the stock prices on the National Stock Exchange, over twelve months period prior to the date of grant has been considered.
Whether and how any other features of the option grant were incorporated into the measurement of fair value, such as a market condition	No other feature has been considered for fair valuation of options except as mentioned in the points above.

\* Pursuant to Shareholders' resolution dated 23<sup>rd</sup> September, 2013, Board instituted an Employee Stock Option Plan ('ESOP 2013') in the year 2013 for which last vesting for the options completed/expired on 31<sup>st</sup> December, 2023. Options which were not exercised by the employees as on the said date stands lapsed and Scheme is completed and no longer remain in force.

**ANNEXURE B**  
**(SECRETARIAL AUDIT REPORT)**  
**FORM NO. MR-3**  
**FOR THE FINANCIAL YEAR ENDED ON 31<sup>ST</sup> MARCH, 2024**

*[Pursuant to section 204(1) of the Companies Act, 2013 read with Rule No. 9 of the Companies (Appointment and Remuneration of Managerial Personnel) Rules, 2014*

The Members

Bhartiya International Limited  
 56/7, Nallambakkam Village (via Vandalur)  
 Chennai, Tamil Nadu 600 048

We have conducted the Secretarial Audit of the compliances of applicable statutory provisions and the adherence to good corporate practices by **BHARTIYA INTERNATIONAL LIMITED** (hereinafter called the Company"). The Secretarial Audit was conducted in a manner that provided us a reasonable basis for evaluating the corporate conducts / statutory compliances and expressing our opinion thereon.

Based on our verification of the Company's books, papers, minute books, forms and returns filed and other records maintained by the company and also the information provided by the Company, its officers, agents and authorized representatives during the conduct of secretarial audit, we hereby report that in our opinion, the Company has, during the audit period covering the Financial Year ended on March 31, 2024 complied with the statutory provisions listed hereunder and also that the Company has proper Board - Processes and Compliance – Mechanism in place to the extent, in the manner and subject to the reporting made hereinafter:-

We have examined the books, papers, minute books, forms and returns filed and other records maintained by the Company for the Financial Year ended on 31<sup>st</sup> March, 2024 according to the provisions of :-

1. The Companies Act, 2013("the Act") and Rules made thereunder as amended/modified;
2. The Securities Contracts (Regulation) Act, 1956 ('SCRA') and the Rules made thereunder;
3. The Depositories Act, 1996 and the Regulations and Bye - laws framed thereunder;
4. The Foreign Exchange Management Act, 1999 and the Rules and Regulations made thereunder to the extent of Foreign Direct Investment, Overseas Direct Investment and External Commercial Borrowings;
5. The following Regulations and Guidelines prescribed under the Securities and Exchange Board of India Act, 1992 ('SEBI Act'):-
  - a) The Securities and Exchange Board of India (Substantial Acquisition of Shares and Takeovers) Regulations, 2011 to the extent applicable;
  - b) The Securities and Exchange Board of India (Prohibition of Insider Trading) Regulations, 2015 to the extent applicable;
  - c) The Securities and Exchange Board of India (Issue of Capital and Disclosure Requirements) Regulations, 2018 (**Not applicable to the Company during the audit period**);
  - d) The Securities and Exchange Board of India (Share Based Employee Benefits and Sweat Equity) Regulations, 2021 (**To be enter applicable**);
  - e) The Securities and Exchange Board of India (Issue and Listing of Non-convertible Securities) Regulations, 2021 (**Not applicable to the Company during the audit period**);
  - f) The Securities and Exchange Board of India (Registrar to an Issue and Share Transfer Agents) Regulations, 1993 regarding the Companies Act and dealing with client to the extent of securities issued;
  - g) The Securities and Exchange Board of India (Delisting of Equity Shares) Regulations, 2021 (**Not applicable to the Company during the audit period**);
  - h) The Securities and Exchange Board of India (Buyback of Securities) Regulations, 2018 (**Not applicable to the company during the audit period**) and

- i) The Securities and Exchange Board of India (Listing Obligations and Disclosure Requirements) Regulations, 2015 and amendments from time to time, to the extent applicable;
  - j) The Securities and Exchange Board of India (Investor Protection and Education Fund) Regulation, 2009 to the extent applicable.
6. We further report that, having to the compliance system prevailing in the Company and on examination of the relevant documents and records in pursuance thereof, on test check basis, the Company has complied with the laws and Regulations applicable to the Company;

We further report that the compliances by the Company of applicable financial laws, like direct and indirect tax laws, has not been reviewed in this Audit since the same have been subject to review by statutory financial auditor and other designated professionals.

We have also examined compliance with the applicable clause of the following:

- i) Secretarial Standard with regard to meeting of Board of Directors (SS-1) and General Meetings (SS-2) issued by the Institute of Company Secretaries of India;
- ii) SEBI (Listing Obligations and Disclosure Requirements) Regulations, 2015 ("Listing Regulations").

During the period under review the Company has complied with the provisions of the Act, Rules, Regulations, Guidelines and Standards etc. mentioned above.

We further report that: -

The Board of Directors of the Company is duly constituted with proper balance of Executive Directors, Non-Executive Directors and Independent Directors. The Changes in the composition of the Board of Directors that took place during the period under review were carried out in compliance with the provisions of the Act;

Adequate notice is given to all Directors to schedule the Board Meetings, agenda and detailed notes on agenda were sent at least seven days in advance, and a system exists for seeking and obtaining further information and clarification on the agenda items before the meeting and for meaningful participation at the meeting; and

All decisions at Board Meetings and Committee Meetings are carried out unanimously as recorded in the minutes of meetings of the Board of Directors or committee of the Board, as the case may be.

There are adequate systems and processes in the Company commensurate with the size and operations of the company to monitor and ensure compliances with applicable laws, rules, regulations and guidelines.

We further report that during the audit period, there were no specific events / actions having a major bearing on the Company's affairs in pursuance of the above-referred laws, rules, regulations, guidelines, standards, etc.

This report is to be read with our letter of even date which is annexed as "**Annexure-A**" and forms an integral part of this report.

**For RSM & Co.  
Company Secretaries**

**CS RAVI SHARMA**  
**Partner**  
**FCS: 4468 | COP No.: 3666**  
**UDIN: F004468F000921648**  
**Peer Review Cert. No. 978/2020**

Delhi, 9<sup>th</sup> August, 2024

**Annexure-A to Secretarial Audit Report**

The Members  
Bhartiya International Limited  
56/7, Nallambakkam Village (Via Vandalur)  
Chennai, Tamil Nadu 600 048

Our Report of even date is to be read along with this letter.

1. Maintenance of Secretarial records is the responsibility of the Management of the Company. Our responsibility is to express an opinion on the Secretarial Records based on our audit.
2. We have followed the audit practices and processes as were appropriate to obtain reasonable assurance about the correctness of the contents of the Secretarial records. The verifications were done on the test basis to ensure that correct facts are reflected in secretarial records. We believe that the processes and practices, we followed provide a reasonable basis for our opinion.
3. We have not verified the correctness and appropriateness of financial and books of accounts of the Company.
4. Wherever required, we have obtained the Management representation about the compliances of Laws, Rules and Regulations and happening of events etc.
5. The compliance of the provisions of corporate and other applicable Laws, rules and regulations, standards are the responsibility of the Management. Our examination was limited to the verification of procedures on a test basis.
6. Our Secretarial Audit Report is neither an assurance as to the future viability of the Company nor of the efficiency or effectiveness with which the Management has conducted the affairs of the Company.

**For RSM & Co.**  
**Company Secretaries**

**CS RAVI SHARMA**  
**Partner**  
**FCS: 4468 | COP No.: 3666**  
**UDIN: F004468F000921648**  
**Peer Review Cert. No. 978/2020**

Delhi, 9<sup>th</sup> August, 2024



**ANNEXURE C****ANNUAL REPORT ON CSR ACTIVITIES FOR FINANCIAL YEAR 2023-24****1. Brief outline on CSR Policy of the Company.**

The CSR Policy, duly approved by the Board of Directors has been uploaded on the Company website [www.bhartiya.com](http://www.bhartiya.com). The policy contains the exhaustive list of programs that can be undertaken by the Company during any reported period.

2. During the financial year 2023-24, the company had mainly catered in the field of education and rural area development projects. Composition of CSR Committee:

Sl. No.	Name of Director	Designation/ Nature of Directorship	Number of meetings of CSR Committee held during the year	Number of meetings of CSR Committee attended during the year
1	Mr. Snehdeep Aggarwal	Chairperson	4	4
2	Mr. Vivek Kapur	Member	4	4
3	Mrs. Sannovanda Machaiah Swathi	Member	4	4

3. Provide the web-link where Composition of CSR committee, CSR Policy and CSR projects approved by the board are disclosed on the website of the company.

<https://www.bhartiyafashion.com/download/CSR-PROJECTS-FY-2023-24.pdf>

4. Provide the details of Impact assessment of CSR projects carried out in pursuance of sub-rule (3) of rule 8 of the Companies (Corporate Social responsibility Policy) Rules, 2014, if applicable (attach the report). **Not Applicable**
5. Details of the amount available for set off in pursuance of sub-rule (3) of rule 7 of the Companies (Corporate Social responsibility Policy) Rules, 2014 and amount required for set off for the financial year, if any: **Not Applicable.**
6. Average net profit of the company as per section 135(5).- Rs. 14,53,60,724/-
7. (a.) Two percent of average net profit of the company as per section 135(5)- Rs. 29,07,214/-  
(b.) Surplus arising out of the CSR projects or programmes or activities of the previous financial years.- **NIL**  
(c.) Amount required to be set off for the financial year, if any- Rs. 2,80,372/-  
(d.) Unspent amount of previous years- **NIL**
8. Total CSR obligation for the financial year (7a+7b-7c+7d)- Rs. 26,26,842 /-
9. (a) CSR amount spent or unspent for the financial year:

Total Amount Spent for the Financial Year (in Rs.)	Amount Unspent (in Rs.)				
	Total Amount transferred to Unspent CSR Account as per section 135(6)		Amount transferred to any fund specified under Schedule VII as per second proviso to section 135(5)		
	Amount (in Rs.)	Date of transfer	Name of the Fund	Amount	Date of transfer
29,88,603/-	NIL	NIL	NIL	NIL	-

- (b) Details of CSR amount spent against ongoing projects for the financial year: **NIL**

(1)	(2)	(3)	(4)	(5)		(6)	(7)	(8)	(9)	(10)	(11)	
Sl. No.	Name of the Project	Item from the list of activities in Schedule VII to the Act	Local area (Yes/No)	State	District	Project duration	Amount allocated for the project (in Rs.)	Amount spent in the current financial Year (in Rs.)	Amount transferred to Unspent CSR Account for the project as per Section 135(6) (in Rs.)	Mode of Implementation-Direct (Yes/No)	Mode of Implementation - Through Implementing Agency	
											Name	CSR Registration number
-	-	-	-	-	-	-	-	-	-	-	-	-

(c) Details of CSR amount spent against other than ongoing projects for the financial year:

(1)	(2)	(3)	(4)	(5)		(6)	(7)	(8)	
Sl. No.	Name of the Project	Item from the list of activities in schedule VII to the Act	Local area (Yes/No)	Location of the project		Amount spent for the project (in Rs.)	Mode of implementation - Direct (Yes/No)	Mode of implementation - Through implementing agency	
				State	District			Name	CSR registration number
1	PROJECT 1/2023-24	Rural Development Project-dispensary.	Yes	Tamil Nadu	Kanchipuram	Rs. 5,77,451/-	Yes	Not Applicable	
2	PROJECT 2/2023-24	Rural Development Project-Construction of road	Yes	Tamil Nadu	Kanchipuram	Rs. 9,80,108/-	Yes	No Applicable	
3	PROJECT 3/2023-24	Enhancing livelihood of differently abled people	Yes	Bangaluru, Tamil Nadu.	Bangaluru, Tamil Nadu.	Rs. 97,672/-	Yes	No Applicable	
4	PROJECT 4/2023-24	Promoting Education	Yes	Delhi NCR & Bangalore	Delhi NCR & Bangalore	Rs. 10,53,000/-	Yes	No Applicable	
	<b>TOTAL</b>					<b>Rs. 27,08,231/-</b>			

(d) Amount spent in Administrative Overheads: **NIL**

(e) Amount spent on Impact Assessment, if applicable: **Not Applicable**

(f) Total amount spent for the Financial Year (8b+8c+8d+8e): **Rs. 27,08,231/-**

(g) Excess amount for set off, if any: **Rs. 81,389/-**

10. (a) Details of Unspent CSR amount for the preceding three financial years:

Sl. No.	Preceding Financial Year	Amount transferred to Unspent CSR Account under section 135 (6) (in Rs.)	Amount spent in the reporting Financial Year (in Rs.)	Amount transferred to any fund specified under Schedule VII as per section 135(6), if any.			Amount remaining to be spent in succeeding financial years. (in Rs.)
				Name of the Fund	Amount (in Rs)	Date of transfer	
		NIL	NIL	NIL			

(b) Details of CSR amount spent in the financial year for ongoing projects of the preceding financial year(s):

(1)	(2)	(3)	(4)	(5)	(6)	(7)	(8)	(9)
Sl. No.	Project ID	Name of the Project	Financial Year in which the project was commenced	Project duration	Total amount allocated for the project (in Rs.)	Amount spent on the project in the reporting Financial Year (in Rs)	Cumulative amount spent at the end of reporting Financial Year (in Rs.)	Status of the project-Completed/Ongoing
N.A.								

In case of creation or acquisition of capital asset, furnish the details relating to the asset so created or acquired through CSR spent in the financial year (asset-wise details): **Not Applicable**

Specify the reason(s), if the company has failed to spend two per cent of the average net profit as per section 135(5): **Not Applicable**

**For and on behalf of the Board**

**Manoj Khattar**  
Whole-Time Director  
DIN: 00694981

**Snehdeep Aggarwal**  
Chairman  
DIN: 00928080

Gurugram, 9<sup>th</sup> August, 2024

**ANNEXURE D**

Information in accordance with the provision of Section 134 (3)(m) of the Companies Act, 2013, read with Rule 8(3) of the Companies (Accounts) Rules, 2014 is given below:

**a. Conservation of Energy**

The operations of your Company are not energy intensive however the Company has undertaken several steps for energy conservation like monitoring of DG sets, using energy efficient computers and laptops, Air-conditioners are used only when required and thereby enhancing energy efficiency.

**b. Technology Absorption**

The Company is in a fashion-oriented industry. The Company relies heavily on its Italian office for design and product development. Access to Italian facilities is available for Indian operations thereby facilitating transfer of know-how.

**c. Foreign Exchange Earnings & Outgo**

The information on foreign exchange earnings and outgo are Earnings: Rs. 59,319.71/- Lakhs Expenditure: Rs. 22,282.86/- Lakhs.

**For and on behalf of the Board**

**Snehdeep Aggarwal**

Chairman

DIN: 00928080

Gurugram, 9<sup>th</sup> August, 2024

## CORPORATE GOVERNANCE REPORT

The Directors present the Company's Report on Corporate Governance for the year ended 31<sup>st</sup> March, 2024, in terms of Regulation 34(3) read with Schedule V of the SEBI (Listing Obligations and Disclosure Requirements) Regulations, 2015.

### COMPANY'S PHILOSOPHY ON CORPORATE GOVERNANCE

The Company's philosophy on Corporate Governance revolves around the principles of ethical governance which guides and directs the management to conduct the business in an efficient manner to meet its obligations towards shareholders' and other stakeholders' expectations. Corporate Governance, which aims to promote fairness, transparency and integrity of the management, is not a mere legal compulsion but rather a way of life, which helps in inspiring and strengthening investor's confidence in the Company.

In rapidly changing business and technological environment, Bhartiya International Limited ("BIL") maintains its industry leadership through continuous endeavor to improve upon governance aspects on an on-going basis and adopts innovative approaches for leveraging resources, converting opportunities and motivation fostering a healthy growth and development of human resources thus generated confidence among business partners, customers and investors and at the same time fulfills its social responsibilities.

During the Financial year 2023-2024, the Company is in compliance of the requirements stipulated under SEBI (Listing Obligations and Disclosure Requirements) Regulations, 2015 [SEBI LODR Regulations / SEBI Listing Regulations] as applicable, with regard to Corporate Governance.

The detailed Corporate Governance Report of BIL is as follows:

### BOARD OF DIRECTORS

The Board is entrusted with an ultimate responsibility of the Management, directions and performance of the Company. The Board provides leadership, strategic guidance, objective and independent view to the Company's management while discharging its responsibilities, thus ensuring that the management adheres to ethics, transparency and disclosures. In addition, the Board has created sub-committees to oversee the functions of executive management.

#### a. Composition of the Board, Other Directorships and Committee Memberships:

The composition of the Board is in conformity with the Companies Act, 2013 and SEBI LODR Regulations.

As on 31<sup>st</sup> March, 2024, the Board strength comprises of eight Directors and three out of them are Non-Executive Directors. There are Four Independent Directors (out of which one is woman Director) on the Board who are professionals with high credentials and actively contributing in the deliberations of the Board, covering all strategic policy matters and strategic decisions.

The details of each member of the Board along with the number of Directorships/Committee Memberships are as given below:

Name	Director Identification Number	Date of Appointment#	Category of Directors	Directorships in other Indian Public Limited Companies	Memberships/ Chairmanships of other Committees		List of Directorship held in Other Listed Companies and Category of Directorship
					Chairman	Member	
Mr. Snehdeep Aggarwal	00928080	07-01-1987	Promoter, Non-Executive Chairman	-	-	-	-
Mr. Manoj Khattar	00694981	13-08-2018	Executive Director (Whole-Time Director)	5	1	-	-
Mr. Robert Burton Moore Jr.	08108097	16-04-2018	Non-Executive Non-Independent Director	-	-	-	-
Mr. Nikhil Aggarwal	01891082	04-10-2007	Non-Executive Non-Independent Director	-	-	-	-



Name	Director Identification Number	Date of Appointment#	Category of Directors	Directorships in other Indian Public Limited Companies	Memberships/ Chairmanships of other Committees		List of Directorship held in Other Listed Companies and Category of Directorship
					Chairman	Member	
Mrs. Sannovanda Machaiah Swathi	06952954	01-04-2020	Non-Executive Independent Director	4	-	4	PC Jeweller Limited Non-Executive Independent Director Orient Green Power Company Limited Non-Executive Independent Director
Mr. Navkiran Singh Ghei	09649188	11-08-2022	Non-Executive Independent Director	-	-	-	-
Mr. Deepak Bhojwani	07351577	11-08-2022	Non-Executive Independent Director	-	-	-	-
Mr. Vivek Kapur	09678378	11-08-2022	Non-Executive Independent Director	-	-	-	-

#Date of appointment depicts first appointment not re-appointment.

- The Directorships, held by Directors as mentioned above, do not include Alternate Directorships and Directorships in Foreign Companies, Section 8 Companies and Private Limited Companies and is within respective limits prescribed under the Companies Act, 2013 ("Act") and Listing Regulations.
- Memberships/Chairmanships of only Audit Committees and Stakeholders Relationship Committees in all Public Limited Companies (excluding Bhartiya International Limited) have been considered. Members of the Board of the Company do not have membership of more than ten Board-level Committees or Chairman of more than five such Committees.
- The Independent Directors also meet the criteria as defined under Regulation 16(1)(b) of the SEBI Listing Regulations read with Section 149(6) of the Companies Act, 2013.
- Details of Director(s) retiring or being re-appointed are given in the notice to Annual General Meeting. The brief profile of the Board Members is given on the website of the Company [www.bhartiya.com](http://www.bhartiya.com).
- Maximum tenure of Independent Directors is in accordance with the Companies Act, 2013 and rules made thereunder.
- Mr. Nikhil Aggarwal is the nephew of Mr. Snehdeep Aggarwal, Promoter Director. No other directors are related to each other.

#### **b. Number of Board Meetings:**

The Board meets at regular intervals to discuss and decide on business strategies/policies and review the financial performance of the Company and its subsidiaries. The Board Meetings are pre-scheduled well in advance to facilitate the Directors to plan their schedules. In case of business exigencies, the Board's approval is taken through circular resolutions after complying with the provisions of the Companies Act, 2013 and rules made thereunder and also as per Secretarial Standards.

The notice of each Board Meeting is given in writing to each Director. The agenda along with the relevant notes and other material information are sent in advance separately to each Director and in exceptional cases tabled at the meeting. This ensures timely and informed decisions by the Board.

In the financial year 2023-24, the Board met four times. The meetings were held on 30<sup>th</sup> May, 2023, 11<sup>th</sup> August, 2023, 14<sup>th</sup> November, 2023, and 12<sup>th</sup> February, 2024. The interval between two meetings was well within the maximum period mentioned under Section 173 of the Companies Act, 2013 and the SEBI Listing Regulations and Circulars issued from time to time.

The attendance of Directors at the Board meetings held during the financial year ended 31<sup>st</sup> March, 2024 and at the previous Annual General Meeting (AGM) was as under:

<b>Name of Director</b>	<b>No. of Board Meetings Attended *</b>	<b>Attendance at Last AGM</b>
Mr. Snehdeep Aggarwal	4	Absent
Mr. Manoj Khattar	4	Present
Mr. Robert Burton Moore Jr.	4	Absent
Mr. Nikhil Aggarwal	4	Absent
Mrs. Sannovanda Machaiah Swathi	4	Absent
Mr. Navkiran Singh Ghei	4	Absent
Mr. Deepak Bhojwani	4	Absent
Mr. Vivek Kapur	4	Present

\* Includes Meeting attended through Video/Tele Conference.

### **Selection of Independent Directors**

Considering the requirement of skill sets on the Board, eminent people having an independent standing in their respective field / profession and who can effectively contribute to the Company's business and policy decisions are considered by the Human Resources, Nomination and Remuneration Committee, for appointment, as an Independent Director on the Board. The Committee inter alia considers qualification, positive attributes, area of expertise and number of Directorship(s) and Membership(s) held in various committees of other companies by such persons in accordance the terms and conditions of appointment of Independent Directors posted on Company's website. The Board considers the Committee's recommendation and takes appropriate decision.

Every Independent Director, at the first meeting of the Board in which he / she participates as a Director and thereafter at the first meeting of the Board in every financial year, gives a declaration that he / she meets the criteria of independence as provided under the law and that he/ she is not aware of any circumstance or situation, which exist or may be reasonably anticipated, that could impair or impact his/ her ability to discharge his/ her duties with an objective independent judgement and without any external influence.

Your Company has received declarations from all the Independent Directors confirming that they meet the criteria of independence as prescribed under Regulation 25 of the SEBI (Listing Obligations and Disclosure Requirements) Regulations, 2015 read with Section 149 and Schedule IV of the Companies Act, 2013.

In the opinion of the Board, all the Independent Directors fulfil the criteria of independence as specified under Regulation 25 of the SEBI (Listing Obligations and Disclosure Requirements) Regulations, 2015 read with Section 149 and Schedule IV of the Companies Act, 2013 and they are independent from the Management.

### **c. Skills/expertise/competencies of the Board**

The Board recognizes certain skills/expertise/competencies that are required by it to function effectively in the context of business of the Company and which inter-alia consists of experience and knowledge of the Leather and Textile Industry and specialist knowledge in various areas.

Board members have significant experience and expertise in the areas of corporate governance, strategy, finance, banking and marketing. The Company is managed by the Board of Directors in coordination with the Senior Management team. The Board periodically evaluates the need for change in its composition and size.

The Board has identified the following skill set with reference to its Business and Industry which are available with the Board:

<b>Name of the Directors</b>	<b>Core skills/expertise/competencies identified by the Board of Directors as required in the context of its business(es) and sector(s)</b>
Mr. Snehdeep Aggarwal	Leadership, Entrepreneurship, Global business and consumer understanding, Business Strategy and Corporate Management
Mr. Manoj Khattar	Financial matters including capital budgeting, planning & management, corporate finance experience.
Mr. Robert Burton Moore Jr.	Marketing specialist, Business Management
Mr. Nikhil Aggarwal	International Marketing and Business Management
Mrs. Sannovanda Machaiah Swathi	Expertise in Banking, Accounts and Finance matters.
Mr. Navkiran Singh Ghei	Retired as Lt. Gen from Indian Army, highly decorated Army Officer having wide ranging leadership, management and organizational experience spanning 40 years of an extremely successful and distinguished career. Experience of working in a Global environment, has represented the country and the Defense Services internationally on several occasions.
Mr. Deepak Bhojwani	Mr. Deepak Bhojwani joined the Indian Foreign Service (IFS) in 1978. Since then, he has served in three Continents - Asia, Europe and South America - as well as the Ministry of External Affairs in New Delhi. During his career, he was accredited as Ambassador in seven Latin American countries. He became a Joint Secretary in the Government of India in October, 1997.
Mr. Vivek Kapur	Expertise in Accounts and Finance matters.

#### **d. Information Supplied to the Board**

The Board has complete access to all the information with the Company. The Company provides the information as set out in Regulation 17(7) read with Part A of Schedule II of the SEBI LODR Regulations to the Board to the extent it is applicable and relevant. Such information is submitted either as part of the agenda papers in advance of the respective Meetings or by way of presentations and discussions during the Meetings.

#### **e. Post Meeting Mechanism**

The important decisions taken at the Board/Board Committee meetings are communicated to the concerned departments/divisions for their further actions.

#### **f. Board Support**

The Company Secretary attends the Board meetings and advises the Board on Compliances with applicable laws and governance.

#### **g. Shareholding of Non-Executive Directors**

As on 31<sup>st</sup> March, 2024, the shares held by the Non-Executive Directors is provided below:

<b>Name of the Directors</b>	<b>No. of shares held</b>
Mr. Snehdeep Aggarwal	1143362
Mr. Nikhil Aggarwal	20100

Further, none of the Non-Executive Directors holds any convertible Instruments of the Company.

#### **h. Roles, Responsibilities and Duties of the Board**

The duties of Board of Directors have been enumerated in Listing Regulations, Section 166 of the Companies Act, 2013 and Schedule IV of the said Act (Schedule IV is specifically for Independent Directors). There is a clear demarcation of responsibility and authority amongst the Board of Directors.

**i. Independent Directors**

The Non-Executive Independent Directors fulfil the conditions of independence specified in Section 149(6) of the Act and Regulation 16(1)(b) of the SEBI Listing Regulations. A formal letter of appointment to Independent Director as provided in Companies Act, 2013 is disclosed on the website of the Company [www.bhartiya.com](http://www.bhartiya.com). The same is issued to Independent Directors on their appointment. In compliance with the Listing Regulations, Directors of the Company do not serve as an Independent Director in more than seven listed companies. Further, no Independent Director serves as a Whole-Time Director/Managing Director in any other listed company.

The Company has obtained a certificate from Practicing Company Secretary confirming that none of the directors on the board of the company have been debarred or disqualified from being appointed or continuing as directors of companies by the Board/Ministry of Corporate Affairs or any such statutory authority.

**j. Familiarization Programme for Independent Directors**

At the time of appointing an Independent Director, a formal letter of appointment is given to concerned Director, which inter alia explains the role, function, duties and responsibilities expected from a Director of the Company. The Director is also explained in detail the Compliance required from them under Companies Act, 2013, SEBI Listing Regulations and other various statutes and thereafter an affirmation is obtained. The Chairman also has a one-to-one discussion with the newly appointed Director to familiarize him/her with the Company's operations.

Further, on an ongoing basis as a part of Agenda of Board / Committee Meetings, presentations are regularly made to the Independent Directors on various matters inter-alia covering the Company's and its subsidiaries/associates businesses and operations, industry and regulatory updates, strategy, finance, risk management framework, role, rights, responsibilities of the Independent Directors under various statutes and other relevant matters.

Details of the programme for familiarisation of Independent Directors with the working of the Company are available on the website of the Company and can be accessed on <https://www.bhartiyafashion.com/download/FAMILIARISATION-PROGRAMME-FOR-INDEPENDENT-DIRECTORS-2023-2024.pdf>

**k. Conflict of Interests**

Each Director informs the Company on an annual basis about the Board and the Committee positions he/she occupies in other companies including Chairmanships and notifies changes during the year. The Members of the Board while discharging their duties, avoid conflict of interest in the decision-making process. The Members of the Board restrict themselves from any discussions and voting in transactions in which they have concern or interest.

**COMMITTEES OF THE BOARD**

The Board of Directors have constituted Board Committees to deal with specific areas and activities which concern the Company and need a closer review. The Board Committees are formed with approval of the Board and function under their respective Charters. These Board Committees play an important role in overall management of day-to-day affairs and governance of the Company. The Board Committees meet at regular intervals, takes necessary steps to perform its duties entrusted by the Board. To ensure good governance, the Minutes of the Committee Meetings are placed before the Board for their noting.

The Board has currently the following Committees:

**A. AUDIT COMMITTEE****(i.) Composition**

Audit Committee of the Board of Directors ("the Audit Committee") is entrusted with the responsibility to supervise the Company's financial reporting process and internal controls.

The composition, quorum, powers, role and scope are in accordance with Section 177 of the Companies Act, 2013 and the provisions of Regulation 18 of the SEBI Listing Regulations. All members of the Audit Committee bring in expertise in the fields of Finance, Taxation, Economics, Risk and International Finance. Mr. Vivek Kapur is the Chairman of the Audit Committee. Mr. Navkiran Singh Ghei and Mrs. Sannovanda Machaiah Swathi are the members of the Audit Committee.

The Audit Committee inter alia provides directions to and oversee the internal audit and risk management functions, review of financial results and annual financial statements, interact with statutory auditors and carry out such others matters as required in terms of the Companies Act, 2013 and SEBI LODR Regulations. In fulfilling the above role, the Audit Committee has powers to investigate any activity within its terms of reference, to seek information from employees and to obtain outside legal and professional advice.



Company Secretary acts as Secretary of the Audit Committee. The Statutory and Internal Auditors, Chief Financial Officer are invitees for the Audit Committee Meetings.

## (ii.) Meetings and Attendance during the Financial Year 2023-24

The Members of the Audit Committee met four times during the Financial Year 2023-24. The Company is in full compliance with the provisions of Regulation 18 of the SEBI Listing Regulations on gaps between any two Audit Committee meetings. The Committee met on 30<sup>th</sup> May, 2023, 11<sup>th</sup> August, 2023, 14<sup>th</sup> November, 2023 and 12<sup>th</sup> February, 2024. The necessary quorum was present for all Meetings.

The Chairman of the Audit Committee was present at the last Annual General Meeting of the Company. The Table below provides the attendance of the Audit Committee members:

<b>Director</b>	<b>30.05.2023</b>	<b>11.08.2023</b>	<b>14.11.2023</b>	<b>12.02.2024</b>
Mr. Vivek Kapur	P	P	P	P
Mr. Navkiran Singh Ghei	P	P	P	P
Mrs. Sannovanda Machaiah Swathi	P	P	P	P

Includes Meeting attended through Video/Tele Conference.

## (iii) Terms of Reference

- a. Oversight of the Company's financial reporting process and the disclosure of its financial information to ensure that the financial statement is correct, sufficient and credible.
- b. Recommending to the Board, the appointment, reappointment and, if required, the replacement or removal of statutory auditors, including cost auditors, if any, and fixation of audit fees and other terms of appointment.
- c. Approving payment to statutory auditors, including cost auditors, if any, for any other services rendered by them.
- d. Reviewing with the management, annual financial statements and auditors report thereon before submission to the Board for approval, with particular reference to:
  - Matters required to be included in the Directors' Responsibility Statement to be included in the Directors' Report of the Company from time to time
  - Changes, if any, in accounting policies and practices and reasons for the same
  - Major accounting entries involving estimates based on the exercise of judgment by the management
  - Significant adjustments made in financial statements arising out of audit findings
  - Compliance with listing and other legal requirements relating to financial statements
  - Disclosure of related party transactions
  - Modified opinion(s) in the draft audit report
- e. Reviewing with the management and Statutory Auditors, the quarterly and half yearly financial statements before submission to the Board for approval
- f. Reviewing with the management, the statement of uses/ application of funds raised through an issue (public issue, rights issue, preferential issue, etc.), the statement of funds utilized for purposes other than those stated in the offer document/prospectus/notice, and the report submitted by the monitoring agency monitoring the utilization of proceeds of a public or rights issue and making appropriate recommendations to the Board to take up steps in this matter.
- g. Reviewing and monitoring the auditor's independence and performance and effectiveness of audit process.
- h. Approval or any subsequent modification of transactions of the Company with related parties
- i. Scrutiny of inter-corporate loans and investments
- j. Review of valuation of undertakings or assets of the Company, wherever it is necessary
- k. Evaluation of internal financial controls and risk management systems

- l. Reviewing with the management, the performance of statutory auditors, including cost auditors and internal auditors, adequacy of internal control systems
- m. Reviewing the adequacy of internal audit function, if any, including the structure of the internal audit department, staffing and seniority of the official heading the department, reporting structure, coverage and frequency of internal audit
- n. Discussion with internal auditors, any significant findings and follow-up thereon
- o. Reviewing the findings of any internal investigations by the internal auditors into matters where there is suspected fraud or irregularity or a failure of internal control systems of a material nature, and reporting the matter to the Board
- p. Discussion with statutory auditors, before the audit commences, about the nature and scope of audit as well as post audit discussion to ascertain any area of concern
- q. To look into the reasons for substantial defaults, if any, in the payment to depositors, debenture holders, shareholders (in case of non-payment of declared dividends) and creditors
- r. To review the functioning of the Whistle Blower mechanism
- s. Approval of appointment of the CFO or any other person heading the finance function or discharging that function after assessing qualifications, experience and background of the candidate
- t. Frame and review policies in relation to implementation of the Company's code of conduct and Code of conduct for prevention of Insider Trading and supervise its implementation under the overall supervision of the Board;
- u. Carrying out such other functions as may be specifically referred to the Committee by the Company's Board of Directors and/or other Committees of Directors.
- v. Reviewing financial statements, in particular the investments made by the Company's unlisted subsidiaries.
- w. Reviewing the following information:
  - The Management Discussion and Analysis of financial condition and results of operations;
  - Statement of significant related party transactions (as defined by the Audit Committee), submitted by management;
  - Management letters/letters of internal control weaknesses issued by the statutory auditors;
  - Internal audit reports relating to internal control weaknesses; and
  - The appointment, removal and terms of remuneration of internal auditors / chief internal auditor
- x. statement of deviations:
  - quarterly statement of deviation(s) including report of monitoring agency, if applicable, submitted to stock exchange(s) in terms of Regulation 32(1) of the SEBI Listing Regulations.
  - annual statement of funds utilized for purposes other than those stated in the offer document/ prospectus/ notice in terms of Regulation 32(7) of the SEBI Listing Regulations.
- y. Reviewing the utilization of loans and/or advances to/investment in the subsidiary company exceeding Rs. 100 crore or 10% of the asset size of the subsidiary, whichever is lower.
- z. Authority to review/investigate into any matter covered by Section 177 of the Companies Act, 2013 and the matters specified in Part C of schedule II to the Listing Regulations.

## **B. NOMINATION AND REMUNERATION COMMITTEE**

### **(i) Composition**

The Committee comprises of three Non-Executive Independent Directors in pursuant to Regulation 19 of the SEBI LODR Regulations. Mr. Vivek Kapur is the Chairman of the Committee. Other members of the Nomination and Remuneration Committee are Mr. Navkiran Singh Ghei and Mrs. Sannovanda Machaiah Swathi. Company Secretary acts as Secretary of the Nomination and Remuneration Committee. The Composition of Remuneration and Nomination Committee is pursuant to the provisions of Section 178 of the Companies Act, 2013 and Regulation 19 of SEBI Listing Regulations.

**(ii) Meetings and Attendance during the financial year 2023-24**

The Nomination and Remuneration Committee met three times during the year. The necessary quorum was present for the Meeting. The table below provides the Attendance of the Nomination and Remuneration Committee members:

<b>Director</b>	<b>30.05.2023</b>	<b>11.08.2023</b>	<b>14.11.2023</b>
Mr. Vivek Kapur	P	P	P
Mr. Navkiran Singh Ghei	P	P	P
Mrs. Sannovanda Machaiah Swathi	P	P	P

Includes Meeting attended through Video/Tele Conference.

**(iii) Terms of reference**

The broad terms of reference of the Nomination and Remuneration Committee are as under:-

- a. Identifying, evaluating, and recommending appropriate Independent Directors, Executive and Non -Executive Directors on the Board of the Company based on the qualifications, positive attributes, independence of a director and availability of time with him or her to devote to the job;
- b. Evaluating the skill, knowledge, experience and effectiveness of individual directors as well as the Board as a whole;
- c. Ensuring that the Board comprises of a balanced combination of Executive Directors and Non-Executive Directors which includes a policy on Board diversity;
- d. Identifying the qualifications, positive attributes and evaluating and recommending the appointment and remuneration of Key Managerial Personnel and Senior Management of the Company, one level below the Board;
- e. Payment of remuneration to the directors shall be approved by a resolution passed by the Nomination and Remuneration Committee;
- f. All information about the Directors / Managing Directors / Whole time Directors i.e., background details, past remuneration, recognition or awards, job profile shall be considered and disclosed to shareholders;
- g. The Committee shall take into consideration and ensure the compliance of provisions under Schedule V of the Companies Act, 2013 for appointing and fixing remuneration of Managing Directors / Whole time Directors;
- h. While approving the remuneration, the Committee shall take into account financial position of the Company, trend in the industry, qualification, experience and past performance of the appointee;
- i. The relevant disclosures will be made in the Annual Report of the Company and wherever required;
- j. The Committee shall look into the administration and superintendence of the Employee Stock Option Scheme implemented by the Company from time to time including:
  - the quantum of options to be granted under Employees' Stock Option Scheme per employee and in aggregate;
  - the conditions under which option vested in employees may lapse in case of termination of employment for misconduct;
  - the exercise period within which the employee should exercise the option, and that the option would lapse on failure to exercise the option within the exercise period;
  - the specified time period within which the employee shall exercise the vested options in the event of termination or resignation of an employee;
  - the right of an employee to exercise all options vested in him at one time or various points of time within the exercise period;
  - the procedure for making a fair and reasonable adjustment to the number of options and to the exercise price in case of corporate actions, such as rights issues, bonus issues, merger, sale of division and others;
  - the granting, vesting and exercising of options in case of employees who are on long leave; and the procedure for cashless exercise of options.
- k. To carry out any other function as is mandated by the Board from time to time and/or enforced by any statutory notification, amendment or modification as may be applicable or as may be necessary or appropriate for performance of its duties.

**(iv) SENIOR MANAGEMENT****Particulars of Senior Management as on March 31, 2024:**

<b>S. No.</b>	<b>Name</b>	<b>Designation</b>	<b>Change (Appointment/Resignation) during FY 2023-24</b>
1.	Mr. Raj Kumar Chawla	Chief Financial Officer	-
2.	Mr. Yogesh Kumar Gautam	Company Secretary	-
3.	Ms. Vijaya Raghavan	CEO/Head-Outerwear	-
4.	Mr. Bopanna Madaiah Ballachanda	Chief Operating Officer	-

**(v) Remuneration of Directors**Remuneration to Whole-Time Director (Executive Director)

Remuneration of the Whole-Time Director is determined periodically by the Nomination and Remuneration Committee and fixed by the Board within the permissible limits under the applicable provisions of law and approved by Shareholders.

Remuneration to Whole-Time Director for the financial year 2023-24 is as under:

<b>Name of the Director</b>	<b>Salary (Rs.)</b>	<b>Stock Options</b>	<b>Notice Period</b>
Mr. Manoj Khattar *	91,41,732	-	3 months

\*Salary includes Basic Salary, Perquisites & Allowances as per Income Tax Rules and contribution to Provident Fund.

Remuneration to Non- Executive Directors

The Non-Executive Directors are paid sitting fees within the limits prescribed under law.

The details of sitting fees paid for attending the Board/Committee Meetings to the Non-Executive Directors for the financial year 2023-24 is as under: -

<b>Name of the Director</b>	<b>Board Meeting Fees (Rs.) *</b>	<b>Committee Meeting Fees (Rs.) *</b>	<b>Total (Rs.)</b>
Mr. Snehdeep Aggarwal	-	-	-
Mr. Nikhil Aggarwal	-	-	-
Mrs. Sannovanda Machaiah Swathi	1,00,000	1,10,000	2,10,000
Mr. Robert Burton Moore Jr.	-	-	-
Mr. Vivek Kapur	1,00,000	1,10,000	2,10,000
Mr. Navkiran Singh Ghei	1,00,000	1,10,000	2,10,000
Mr. Deepak Bhojwani	75,000	-	75,000

\* The above amounts are exclusive of taxes

No sitting Fees has been paid to Mr. Snehdeep Aggarwal, Mr. Robert Burton Moore Jr. and Mr. Nikhil Aggarwal during the year under review.

In addition, Mr. Snehdeep Aggarwal was paid a remuneration of Rs. 9,00,000/- for the year 2023-24 for his responsibilities as the Chairman of the Company.

Mr. Robert Burton Moore Jr., Non-Executive Director, was paid Consultancy Fees of Rs. 10,327,860/- during the year under review as approved by the shareholders of the Company in the Annual General Meeting held on 29<sup>th</sup> September, 2023 for holding office or place of profit.

The appointment of Directors, Key Managerial Personnel and other employees are governed by virtue of their employment/contract of service with the Company as management employees and therefore, their terms of employment vis-à-vis salary, variable pay, service contract, notice period and severance fee, if any, are governed by the applicable policies.

There has been no other material pecuniary relationship or business transactions by the Company with any of the Non-Executive and Independent Directors of the Company during the year under review.



## BOARD EVALUATION

Pursuant to the applicable provisions of the Act and the Listing Regulations, the Board has carried out an Annual Evaluation of its own performance, performance of the Directors and the working of its committees on the evaluation criteria defined by Nomination and Remuneration Committee for performance evaluation process of the Board, its Committees and Directors.

A structured questionnaire covering various aspects of the Board's functioning such as adequacy of the composition of the Board and its Committees, Board culture, execution and performance of specific duties, obligations and governance was prepared after taking into consideration the Guidance note issued by SEBI and circulated to each Board member to for evaluation.

The Board's functioning was evaluated on various aspects, including inter-alia the structure of the Board, meeting of the Board, functions of the Board, degree of fulfilment of key responsibilities, establishment and delineation of responsibilities to various Committees, effectiveness of Board processes, information and functioning.

The Committees of the Board were assessed on the degree of fulfilment of key responsibilities, adequacy of Committee composition and effectiveness of Meetings. The Directors were evaluated on aspects such as attendance, contribution at Board/ Committee Meetings and guidance/ support to the Management outside Board/ Committee Meetings.

The performance assessment of Non-Independent Directors and the Whole Time Director, Board as a whole and the Chairman were evaluated in separate meetings of Independent Directors held on 15<sup>th</sup> March, 2024 without the presence of Non-Independent Directors and members of the management. The same was also discussed in the meetings of Nomination and Remuneration Committee and the Board. Performance evaluation of Independent Directors was done by the entire Board, excluding the Independent Director being evaluated.

The Board of Directors expressed their satisfaction with the evaluation process.

## STAKEHOLDERS RELATIONSHIP COMMITTEE

### (i) Composition

The Stakeholders Relationship Committee comprises of three Non-Executive Directors and all are Independent Directors pursuant to Regulation 20 of the SEBI Listing Regulations. Mr. Vivek Kapur is the Chairman of the Stakeholders Relationship Committee. Other members of the Stakeholders Relationship Committee are Mr. Navkiran Singh Ghei and Mrs. Sannovanda Machaiah Swathi.

Company Secretary acts as Secretary to the Committee.

### (ii) Compliance Officer

Mr. Yogesh Kumar Gautam, Company Secretary, is the Compliance Officer. His contact details are:- Bhartiya International Limited, 38, Sector-44, Gurugram - 122003, India. Tel: 0124-4888555, Email: [yogesh.gautam@bhartiya.com](mailto:yogesh.gautam@bhartiya.com).

### (iii) Meetings and Attendance during the Financial Year 2023-24

The Committee meets to attend shareholders queries together with the status report on the nature of queries received & the disposal thereof. Four Committee Meetings were held during the financial year.

Director	30.05.2023	11.08.2023	14.11.2023	12.02.2024
Mr. Vivek Kapur	P	P	P	P
Mr. Navkiran Singh Ghei	P	P	P	P
Mrs. Sannovanda Machaiah Swathi	P	P	P	P

Includes Meeting attended through Video/Tele Conference.

**(iv) Terms of Reference**

The terms of reference of the Stakeholders Relationship Committee are as under:

- a. Oversee and review and approve all matters connected with the transfer, transposition and transmission of the Company's securities, deletion of names, change of names;
- b. Approve issue of the Company's duplicate share / debenture certificates, if any;
- c. Monitor redressal of investors' /shareholders' / security holders' grievances about non-receipt of declared dividend, non-receipt of Annual Reports;
- d. Oversee the performance of the Company's Registrars and Transfer Agents;
- e. Recommend methods to upgrade the standard of services to investors;
- f. Monitor implementation of the Company's Code of Conduct for Prohibition of Insider Trading;
- g. To perform all functions relating to the interests of shareholders/ investors of the Company as may be required by the provisions of the Companies Act, 2013, SEBI Listing Regulations with the Stock Exchanges and guidelines issued by the SEBI or any other regulatory authority.

Total number of complaints/communications received during the financial year were 3 (three) only and all of them have been redressed/answered to the satisfaction of shareholders. There was no grievance which was pending during the financial year ending 31<sup>st</sup> March, 2024.

**CORPORATE SOCIAL RESPONSIBILITY (CSR) COMMITTEE****(i) Composition**

The Committee comprises of three Directors. Mr. Snehdeep Aggarwal is the Chairman of the Committee. Other members of the Committee are Mr. Vivek Kapur and Mrs. Sannovanda Machaiah Swathi, of the CSR Committee. The Composition of CSR Committee is in line with the provisions of Section 135 of the Companies Act, 2013.

**(ii) Meetings and Attendance during the financial year 2023-24**

Three Meetings of the Committee were held during the year.

<b>Director</b>	<b>30.05.2023</b>	<b>11.08.2023</b>	<b>14.11.2023</b>	<b>12.02.2024</b>
Mr. Snehdeep Aggarwal	P	P	P	P
Mr. Vivek Kapur	P	P	P	P
Mrs. Sannovanda Machaiah Swathi	P	P	P	P

**(iii) Terms of reference**

The broad terms of reference of the CSR Committee are as under:-

- a. To formulate and recommend to the Board, a Corporate Social Responsibility (CSR) Policy indicating activities to be undertaken by the Company in compliance with provisions of the Companies Act, 2013 and rules made there under.
- b. To recommend the amount of expenditure to be incurred on the CSR activities.
- c. To monitor the implementation of the framework of the CSR Policy.
- d. To disseminate factually correct information to investors, institutions and the public at large.
- e. To carry out any other function as is mandated by the Board from time to time and/or enforced by any statutory notification, amendment or modification as may be applicable or as may be necessary or appropriate for performance of its duties.

Considering the cause behind the formation of the CSR Committee, the members have refused to take sitting fees.

**MANAGEMENT COMMITTEE****(i) Composition**

The Management Committee consists of three members. i.e. Mr. Snehdeep Aggarwal, Mr. Manoj Khattar and Mr. Vivek Kapur.

**(ii) Meetings and Attendance during the financial year 2023-24**

Seven Meetings of the Committee were held during the year 2023-24.

Meetings	Directors		
	Mr. Snehdeep Aggarwal	Mr. Manoj Khattar	Mr. Vivek Kapur
01.04.2023	P	P	A
25.05.2023	P	P	A
03.07.2023	P	P	A
16.09.2023	P	P	P
14.11.2023	P	P	A
01.01.2024	P	P	A
02.03.2024	P	P	A

**(iii) Terms of Reference**

The broad terms of reference of the Management Committee are as under:-

- Availing term loans/working capital facilities/vehicle loans for business purposes from banks/financial institutions for an amount not exceeding Rs.700 crore including accepting sanction letters and renewal of existing bank limits, forex transactions and all such matters which are required for dealing with the banks/ financial institutions on routine basis.
- Authorisation for dealing/liaising with various Statutory/Regulatory authorities including state, central authorities viz., Income Tax, FEMA, MCA, SEBI, Pollution Control Board, Municipal Corporation, Telecom authorities, Service Tax authorities, VAT authorities, GST authorities etc. and vendors.
- Authorisation for opening and closing of bank accounts, changes in signatories for operating the bank accounts etc.
- Authorisation for making investments in securities quoted on the stock exchanges.
- Authorisation for making investments in group companies.
- To take up any other assignments as may be granted by the Board from time to time.

**MEETING OF INDEPENDENT DIRECTORS**

As per Regulation 25(3) and 25(4) of the SEBI LODR Regulations, during the year under review, all the Independent Directors met on 15<sup>th</sup> March, 2024 and discussed inter-alia on:

- Evaluation of performance of Non-Independent Directors and the Board of Directors as a whole;
- Evaluation of performance of the Whole-time Director of the Company, taking into account the views of the Non-Executive Directors;
- Evaluation of the quality, content and timelines of flow of information between the Management and the Board that is necessary for the Board to effectively and reasonably perform its duties.

The Directors also discussed on the compliance status and the performance of the Company over a period of three years and expressed their satisfaction on the same.

## GENERAL BODY MEETINGS

The location and time of the Annual General Meeting held during the last 3 years were as follows:-

Annual General Meeting (AGM)	Date	Time of AGM	Location	No. of Special Resolutions passed
36 <sup>th</sup> AGM	29 <sup>th</sup> September, 2023	11:00 A.M.	Through Video Conferencing ('VC')/ Other Audio Visual Means ('OAVM') facility	2
35 <sup>th</sup> AGM	29 <sup>th</sup> September, 2022	11:00 A.M.	Through Video Conferencing ('VC')/ Other Audio Visual Means ('OAVM') facility	4
34 <sup>th</sup> AGM	29 <sup>th</sup> September, 2021	11:00 A.M.	Through Video Conferencing ('VC')/ Other Audio Visual Means ('OAVM') facility	2

No Extraordinary General Meetings were held during the last 3 years.

### Special Resolution proposed to be passed by way of Postal Ballot

None of the businesses proposed to be transacted in the ensuing AGM require the passing of a special resolution by way of Postal Ballot.

### CREDIT RATING

Rating Committee of India Ratings and Research (Ind-Ra) has re-affirmed the long-term issuer rating of the Company to IND BBB (pronounced IND triple B) with stable outlook on 10<sup>th</sup> July, 2024. Ind-Ra has re-affirmed rating of IND BBB/ Stable/ IND A2 for Fund-based based working capital limits of Rs. 501.12 crores and term loan/ Proposed term loan of Rs. 79.62 crores. Agency has assigned rating IND A2 for non-fund based working capital limits of Rs. 66.35 crores. The outlook on the long-term rating has remained the same.

### MEANS OF COMMUNICATION

- (i) The Unaudited quarterly/half yearly results are announced within forty-five days of the close of the quarter. The audited annual results are announced within sixty days from the closure of the financial year as per the requirement of the SEBI Listing Regulations, with the Stock Exchanges.
- (ii) The approved financial results are forthwith sent to the Stock Exchanges and are published in a national English newspaper. In addition, the same are published in local language newspaper (Business Standard in English, Hindi and Hindu in Tamil), within forty-eight hours of approval thereof.
- (iii) The Company's financial results and officials press releases are displayed on the Bhartiya Group's website: [www.bhartiya.com](http://www.bhartiya.com).
- (iv) Management Discussion and Analysis forms part of the Annual Report, which is sent to the shareholders of the Company.
- (v) The quarterly results, shareholding pattern, quarterly compliances and all other corporate communication to the Stock Exchanges viz. BSE Limited and National Stock Exchange of India Limited are filed electronically. The Company has complied with filing submissions through BSE's BSE Listing Centre and NSE's NEAPS Portal.
- (vi) Investors' presentation etc. are sent to stock exchanges and uploaded on the Company's website. Half yearly communication on the operational and financial performance of the Company is sent to the shareholders.
- (vii) A separate dedicated section under "Investor Relations", on the Company's website gives information on all disclosures filed with stock exchanges and all other information and documents that are required to be placed on the website of the Company under SEBI LODR regulations and other relevant information of interest to the investors / public.



**GENERAL SHAREHOLDER INFORMATION**

1.	<b>AGM: Date, Time and Mode:</b>	Day and Date: Friday, 27 <sup>th</sup> September, 2024 at 11:00 A.M. Through Video Conferencing / Other Audio Visual Means as set out in the Notice convening the Annual General Meeting.
2.	<b>Financial Calendar for 2024-25</b>	
	Financial year - April to March	
	Results for Quarter ending 30 <sup>th</sup> June 2024:	by 14 <sup>th</sup> of August, 2024
	Results for Quarter ending 30 <sup>th</sup> September 2024:	by 14 <sup>th</sup> of November, 2024
	Results for Quarter ending 31 <sup>st</sup> December 2024:	by 14 <sup>th</sup> of February, 2025
	Year ending 31 <sup>st</sup> March 2025:	by 30 <sup>th</sup> of May, 2025
3.	Book Closure:	Saturday, the 21 <sup>st</sup> September, 2024 to Friday, the 27 <sup>th</sup> September, 2024 (both days inclusive)
4.	Dividend Payment Date:	Not applicable

**5. Listing on Stock Exchanges & Stock Code**

The Company is listed at following Stock Exchanges:-

- BSE Limited (Stock Code: 526666) and
- National Stock Exchange of India Ltd. (Stock Code: Symbol-BIL, Series - BE)

The Annual listing fee for the year 2023-24 has been duly paid to both the Stock Exchanges. Demat ISIN Number with NSDL & CDSL for Equity shares - INE 828A01016

Annual Custody Issuer fee for the financial year 2023-24 has been paid by the Company to NSDL and CDSL.

**6. Exclusive E-mail Id For Communication of Investors' Grievances**

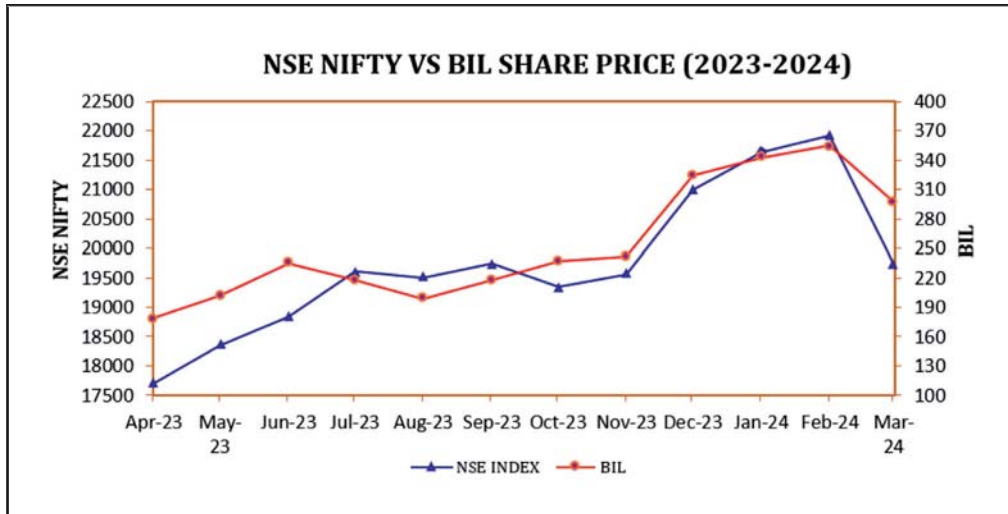
The E-mail ID [sm@masserv.com](mailto:sm@masserv.com)/ [shares@bhartia.com](mailto:shares@bhartia.com) has been designated exclusively for communicating investors' grievances, if any.

**7. Market Price Data: High, Low during each month in last financial year:**

Stock Performance in comparison to broad-based indices such as Nifty, S&P Sensex, etc.

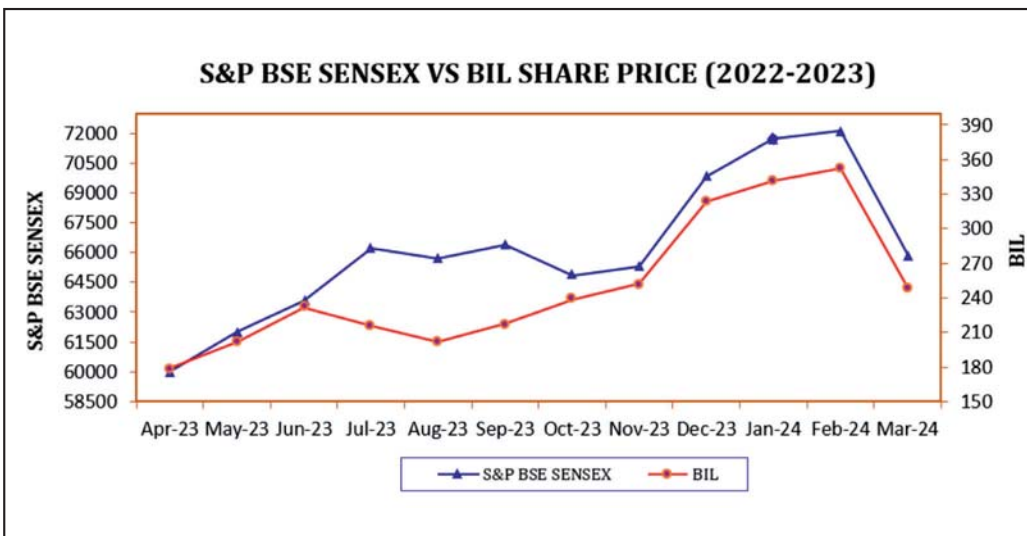
**NSE**

Months	BIL			Months	NSE Nifty		
	High (Rs.)	Low (Rs.)	Average (Rs.)		High (Rs.)	Low (Rs.)	Average (Rs.)
Apr-23	193.95	164.00	178.98	Apr-23	18089.15	17312.75	17700.95
May-23	228.90	176.10	202.50	May-23	18662.45	18042.40	18352.43
Jun-23	267.90	202.40	235.15	Jun-23	19201.70	18464.55	18833.13
Jul-23	236.95	198.00	217.48	Jul-23	19991.85	19234.40	19613.13
Aug-23	212.85	185.00	198.93	Aug-23	19795.60	19223.65	19509.63
Sep-23	233.00	201.90	217.45	Sep-23	20222.45	19255.70	19739.08
Oct-23	263.80	210.00	236.90	Oct-23	19849.75	18837.85	19343.80
Nov-23	254.90	227.95	241.43	Nov-23	20158.70	18973.70	19566.20
Dec-23	407.70	240.15	323.93	Dec-23	21801.45	20183.70	20992.58
Jan-24	383.70	302.00	342.85	Jan-24	22124.15	21137.20	21630.68
Feb-24	392.75	316.75	354.75	Feb-24	22297.50	21530.20	21913.85
Mar-24	348.00	246.25	297.13	Mar-24	22526.60	16940.60	19733.60



**BSE**

Months	BIL			Months	S&P BSE SENSEX		
	High (Rs.)	Low (Rs.)	Average (Rs.)		High (Rs.)	Low (Rs.)	Average (Rs.)
Apr-23	192.35	165.70	179.03	Apr-23	61209.46	58793.08	60001.27
May-23	231.35	172.65	202.00	May-23	63036.12	61002.17	62019.15
Jun-23	264.00	200.00	232.00	Jun-23	64768.58	62359.14	63563.86
Jul-23	236.00	196.10	216.05	Jul-23	67619.17	64836.16	66227.67
Aug-23	212.55	190.35	201.45	Aug-23	66658.12	64723.63	65690.88
Sep-23	234.20	200.90	217.55	Sep-23	67927.23	64818.37	66372.80
Oct-23	270.00	207.30	238.65	Oct-23	66592.16	63092.98	64842.57
Nov-23	278.00	226.20	252.10	Nov-23	67069.89	63550.46	65310.18
Dec-23	408.05	239.05	323.55	Dec-23	72484.34	67149.07	69816.71
Jan-24	387.15	294.70	340.93	Jan-24	73427.59	70001.60	71714.60
Feb-24	390.00	315.05	352.53	Feb-24	73413.93	70809.84	72111.89
Mar-24	348.95	147.65	248.30	Mar-24	74245.17	57494.91	65870.04



**8. Registrar & Share Transfer Agent:**  
(For both Physical & Electronic Transfer etc.)

**MAS Services Ltd.**  
T-34, 2 Floor, Okhla Industrial Area,  
Phase-II, New Delhi - 110 020  
Tel. No. 26387281-83, Fax No. 26387384  
E-mail: [info@masserv.com](mailto:info@masserv.com)

**9. Share Transfer System:**

In terms of the SEBI Listing Regulations, securities of the Company can only be transferred in dematerialised form. Requests for dematerialisation of securities are processed and confirmation thereof is given to the respective depositories, that is the National Securities Depository Limited (NSDL) and the Central Depository Services India Limited (CDSL), within the statutory time limit from the date of receipt of share certificates/ letter of confirmation after due verification.

**10. Distribution of Shareholding as on 31<sup>st</sup> March, 2024.**

No. of Shares	Shareholders		Shareholding	
	Number	% to total	Number	% to total
Upto 500	5089	91.74	350515	2.87
501-1000	157	2.83	126096	1.03
1001-2000	100	1.80	148628	1.22
2001-3000	42	0.76	103947	0.85
3001-4000	27	0.49	99336	0.81
4001-5000	27	0.49	124314	1.02
5001-10000	33	0.59	255244	2.09
10001 & above	72	1.30	11001331	90.11
<b>Total</b>	<b>5547</b>	<b>100.00</b>	<b>12209411</b>	<b>100.00</b>

**11. Shareholding Pattern as on 31<sup>st</sup> March, 2024**

Category	No. of Share held	% of Paid-up Capital
Promoters Holding	1483612	12.15
Persons acting in concert	5518037	45.20
Banks/Financial Institutions	100	0.00
Central Government/State Government (IEPF)	76615	0.63
NRIs/OCBs/Foreign National/FII	1059858	8.68
Indian Corporate Bodies/LLPs/ Trusts	1810130	14.83
Indian Public (Individual and HUF)	2220872	18.19
Directors and relatives	40025	0.33
Clearing Members	162	0.00
<b>Total</b>	<b>12209411</b>	<b>100.00</b>

- 12. Dematerialization of shares and liquidity share** : As on 31<sup>st</sup> March, 2024, 99.68% of the Paid-up capital has been dematerialized.
- 13. Outstanding GDRs/ADRs/Warrants or any convertible instruments, conversion date and likely impact on equity** : During the year under review, the Company not issued neither allotted warrants or any convertible instruments, which was impact on equity.
- 14. Plant Locations** : Bangaluru, Chennai, Tada.
- 15. Address for Correspondence** : Registered Office  
Bhartiya International Limited 56/7, Nallambakkam Village, (Via Vandalur), Chennai – 600 048. Tamil Nadu Tel No.: +91 9551050148/19/20/21  
E-mail: [shares@bhartiya.com](mailto:shares@bhartiya.com)
- Company Secretary and Compliance Officer Mr. Yogesh Kumar Gautam  
Bhartiya International Limited 56/7, Nallambakkam Village, (Via Vandalur), Chennai –600 048. Tamil Nadu Tel No.: +91 9551050148/19/20/21  
E-mail: [shares@bhartiya.com](mailto:shares@bhartiya.com)

## DISCLOSURES

- The Company is in compliance with all the mandatory requirements under the Listing Regulations.
- All transactions entered into with the Related Parties as defined under the Companies Act, 2013 and Regulation 23 of the Listing Regulations during the financial year were in the ordinary course of business and on arm's length basis and do not attract the provisions of Section 188 of the Companies Act, 2013. There were no materially significant transactions with Related Parties during the financial year. Related party transactions have been disclosed under significant accounting policies and notes forming part of the Financial Statements in accordance with "IND AS". A statement in summary form of transactions with Related Parties in ordinary course of business and arm's length basis is periodically placed before the Audit committee for review and recommendation to the Board for their approval.  
  
As required under Regulation 23(1) of the SEBI Listing Regulations, the Company has formulated a policy on dealing with Related Party Transactions. The Policy is available on the website of the Company ([www.bhartiya.com](http://www.bhartiya.com)).  
  
None of the transactions with Related Parties were in conflict with the interest of Company. All the transactions are in the ordinary course of business and have no potential conflict with the interest of the Company at large and are carried out on an arm's length or fair value basis.
- In the preparation of the financial statements, the Company has followed the Accounting Standards referred to in Section 133 of the Companies Act, 2013. The significant accounting policies which are consistently applied are set out in the Notes to the Financial Statements
- Company has laid down adequate procedure to inform the Board about the risk assessment and risk minimization procedures. Business risk evaluation and management is an ongoing process within the Company. The assessment is periodically examined by the Board.
- Commodity price risks and commodity hedging activities – The Company is exposed to the risk of price fluctuation of raw materials and manages these risks proactively through inventory management and proactive vendor development practices.
- There have been no instances of non-compliance by the Company on any matter related to capital markets and no penalties or strictures have been imposed by SEBI or the Stock Exchange during the last three years.
- In compliance with the SEBI regulations on prevention of Insider Trading, the Company has constituted a comprehensive code of conduct for its management and staff. The code lays down guidelines, which advises them on procedures to be followed and disclosures to be made, while dealing with shares of the Company, and cautioning them of the consequences of violation. Further, as per the guidelines on SEBI (Prohibition of Insider Trading) Regulations, 2015, the company has implemented a Code of Practice and Procedure for Fair Disclosure of Unpublished Price Sensitive Information.



8. Details of utilization of funds raised through preferential allotment or qualified institutions placement as specified under Regulation 32 (7A). - **Not Applicable**
9. A certificate from a Company Secretary in practice that none of the directors on the board of the company have been debarred or disqualified from being appointed or continuing as directors of companies by the Board/ Ministry of Corporate Affairs or any such statutory authority. The Company has obtained the certificate in this regard and the same is annexed as a part of the report.
10. Whether the board had not accepted any recommendation of any committee of the Board which is mandatorily required, in the relevant financial year. - **Not Applicable.**
11. Total fees for all services paid by the listed entity and its subsidiaries, on a consolidated basis, to the statutory auditor and all entities in the network firm/network entity of which the statutory auditor is a part - Details relating to fees paid to the Statutory Auditors are given in Note 48 to the Standalone Financial Statements and Note 38 to the Consolidated Financial Statements.
12. Pursuant to Section 177(9) and (10) of the Companies Act, 2013 and Regulation 22 of the SEBI Listing Regulations, the Company has formulated Whistle Blower Policy for vigil mechanism for Directors and employees to report to the management about the unethical behavior, fraud or violation of Company's Code of Conduct. The mechanization provides for adequate safeguards against victimization of employees and Directors who use such mechanism and makes provision for direct access to the Chairperson of the Audit Committee in exceptional cases. None of the personnel of the Company has been denied access to the Audit Committee.
13. **Demat Suspense Account/** Unclaimed Suspense Account - The Company does not have any shares in the demat suspense account or unclaimed suspense account.
14. **SUBSIDIARY COMPANY**  

None of the subsidiary of the Company falls within the meaning of "Material Non-listed Indian subsidiary" as designed by the SEBI Listing Regulations. However, the Company has formulated the Material Subsidiary policy and uploaded the same on the website of the Company ([www.bhartiya.com](http://www.bhartiya.com)).

The Company monitors the performance of its subsidiary companies, inter alia, by the following means:

The financial statements and the minutes of the Board Meetings of the subsidiary companies are noted at the Board Meetings respectively of the Company.
15. The Company has complied with all mandatory requirements of Corporate Governance as specified under SEBI Listing Regulations. The company confirms compliance with corporate governance requirements specified in Regulation 17 to 27 and sub-regulation (2) of the Regulation 46 of the Listing Regulations.  

During the year under review the Company and / or its subsidiaries have not given any loan and advances whether directly or indirectly to Firms/ Companies in which any of the Director is interested.

## NON-MANDATORY REQUIREMENTS

The Company has complied with all the mandatory requirements of the Listing Regulations. The Company has also adopted the following discretionary requirements as provided in the Listing Regulations:

- (i) The Chairman of the Board is a Non-Executive Director and his position is separate from that of the Whole-Time Director & CEO.
- (ii) The Internal Auditor reports to the Audit Committee.
- (iii) The financial statements of the Company are with unmodified audit opinion.

## Insider Trading Code

The Securities and Exchange Board of India (SEBI) has promulgated the SEBI (Prohibition of Insider Trading) Regulations, 2015 as amended in 2018 ("The PIT Regulations").

The object of the PIT Regulations is to curb the practice of insider trading in the securities of a listed Company.

The Company has adopted an 'Internal Code of Conduct for Regulating, Monitoring and Reporting of Trades by Insiders' ("the Code") in accordance with the requirements of the PIT Regulations.

The Code is applicable to Promoters and Promoter's Group, all Directors and such Designated Employees who are expected to have access to unpublished price sensitive information relating to the Company. The Company Secretary is the Compliance Officer for monitoring adherence to the said Regulations.

The Company has also formulated 'The Code of Practices and Procedures for Fair Disclosure of Unpublished Price Sensitive Information (UPSI)' in compliance with SEBI (Prohibition of Insider Trading) Regulations, 2015.

### **Code of Conduct**

As per requirement of Regulation 17(5) of the SEBI Listing Regulations, with the Stock Exchanges, the Board has laid down a Code of Conduct ("the Code") for all Board members and Senior Management Personnel of the Company. The Code is posted on the website of Bhartiya Group [www.bhartiya.com](http://www.bhartiya.com). All Board members and Senior Management Personnel affirm at firm compliance with the code on an annual basis and the declaration to that effect by Mr. Snehdeep Aggarwal, Chairman, is attached to this report.

A Code of conduct applicable to all the employees of the Group has been communicated, which are to be followed in day to day work life. To help, guide and align our behaviors as we make business decisions that impact our daily operations, we rely on our Employee Code of Conduct, which outlines our values and describes our standards for conduct, compliance, and avoiding conflicts of interest. It supports our continuing commitment to honest and ethical conduct and compliance with both the letter and the spirit of all laws, rules, and regulations, and our company's policies, standards, and procedures.

The Company recognizes that sexual harassment violates fundamental rights of gender equality, right to life and liberty and right to work with human dignity as guaranteed by the Constitution of India. To meet this objective, measures have been taken to eliminate and to take necessary penal action for any act of sexual harassment, which includes unwelcome sexually determined behaviour. The Company has taken initiatives to create wide awareness amongst the employees about the policy for prevention of sexual harassment. There is no instance of sexual harassment reported during the financial year ending 2023-24.

### **NSE ELECTRONIC APPLICATIONS PROCESSING SYSTEMS (NEAPS) AND BSE LISTING CENTER**

All compliances related filings like financials results, shareholding pattern, corporate governance report, investors' complaints status, media releases etc. are also filed electronically in NEAPS and BSE Listing Center.

### **SEBI COMPLAINT REDRESS SYSTEM (SCORES)**

The investor complaints are processed in a centralized web-based complaints redress system. The salient features of this system are: Centralized database of all complaints, online upload of Action Taken Report (ATRs) by the concerned companies and online viewing by the investors of actions taken on the complaints and its current status.

### **SMART ODR PORTAL**

SEBI vide its circular dated July 31, 2023, has introduced a common Online Dispute Resolution Portal ("ODR Portal"), which harnesses online conciliation and online arbitration for resolution of disputes arising in the Indian Securities Market. The ODR Portal allows investors with additional mechanism to resolve their grievances, in case they are not satisfied with the resolution provided by the Company/RTA and/or through SCORES Platform of SEBI at any stage. Web-link to access the said portal is <https://smartodr.in>. The SEBI Circular as amended is also available on the website of the Company i.e. <https://bhartiyafashion.com/investor-relations.html>.

### **MANAGEMENT DISCUSSION AND ANALYSIS REPORT (MDA)**

MDA is attached separately in this Annual Report.

### **Reconciliation of Share Capital Audit:**

As stipulated by SEBI, a qualified Practicing Company Secretary carries out the Reconciliation of Share Capital Audit to reconcile the total admitted capital with National Securities Depository Limited (NSDL) and Central Depository Services (India) Limited (CDSL) and the total issued and paid-up capital. This audit is carried out every quarter and the report there on is submitted to the Stock Exchanges and is placed before the Stakeholders Relationship Committee of the Board of Directors of the Company. The audit, inter alia, confirms that the total listed and paid-up capital of the Company is in agreement with the aggregate of the total number of shares in dematerialized form held with NSDL and CDSL and total number of shares in physical form.

### Corporate Identity Number (CIN)

Corporate Identity Number (CIN) of the Company, allotted by the Ministry of Corporate Affairs, Government of India is L74899TN1987PLC111744.

### Transfer of unclaimed / unpaid amounts / shares to the Investor Education and Protection Fund (IEPF):

Pursuant to Sections 124 and 125 of the Act read with the IEPF (Accounting, Audit, Transfer and Refund) Rules, 2016 ("IEPF Rules"), the Company has to transfer to the IEPF Authority, established by the Central Government the dividend amounts, application money, principal amounts of debentures and deposits as well as the interest accruing thereon, sale proceeds of fractional shares, redemption amount of preference shares, etc. remaining unpaid or unclaimed for a period of 7 years from the date they became due for payment.

Furthermore, the IEPF Rules mandate companies to transfer shares of shareholders whose dividend amounts remain unpaid / unclaimed for a period of 7 consecutive years to the demat account of the IEPF Authority. The said requirement does not apply to shares in respect of which there is a specific order of the Court, Tribunal or Statutory Authority, restraining any transfer of shares.

In light of the aforesaid provisions, the Company has during the year under review, transferred to IEPF the unclaimed dividends, outstanding for 7 consecutive years of the Company. Further, shares of the Company, in respect of which dividends have not been claimed for 7 consecutive years or more, have also been transferred to the demat account of the IEPF Authority.

The details of the unclaimed dividends and shares transferred to IEPF during FY 2023-24 are as follows:

Particulars	Amount in Dividend (In Rs.)	No. of Shares
<b>Final Dividend 2015-16</b>	153,089	17,546
<b>Total</b>	<b>153,089</b>	<b>17,546</b>

The Members who have a claim on the above dividends and shares may claim the same from the IEPF Authority by submitting an online application in the prescribed web-Form No. IEPF-5 available on the Ministry of Corporate Affairs website on [V3 portal](#) and send an original form and acknowledgement, along with requisite documents duly self-certified by the claimant(s), duly self-certified, of the said Form and acknowledgement along with requisite documents, as enumerated in the Instruction Kit, to the Company for vetting and suitable recommendation to IEPF Authority. No claims shall lie against the Company in respect of the dividend/shares so transferred. The Members/ Claimants can file only one consolidated claim in a financial year as per the IEPF Rules.

The Company strongly recommends shareholders to encash / claim their respective dividend within the period given below from the Company's Registrar and Share Transfer Agents:

Financial Year Ended	Date by which unclaimed dividend amount will be credited/transferred to the "Investor Education and Protection Fund"
31.03.2017	01.11.2024
31.03.2018	02.11.2025
31.03.2019	31.10.2026
31.03.2020	N.A.
31.03.2021	N.A.
31.03.2022	N.A.
31.03.2023	N.A.
31.03.2024	N.A.

Members who have not encashed their Dividend Warrants for the above financial years/period, may approach the Company's Registrar & Share Transfer Agent/Company for obtaining duplicate Dividend Warrants/Revalidation of Dividend Warrants or transfer of dividend amount into their bank accounts.

Whilst the Company has already written to the Members, informing them about the due dates for transfer to IEPF for unclaimed dividends/ interest payments, attention of the stakeholders is again drawn to this matter through the Annual Report. The data on unpaid/ unclaimed dividend and other unclaimed monies is also available on the Company's website at [www.bhartiya.com](http://www.bhartiya.com).

[com](#) under Investor Relations section. Those claimants who have not yet encashed their unclaimed/unpaid amounts are requested to correspond with the Company/ Registrar and Transfer Agents, at the earliest. Members may refer to the Refund Procedure for claiming the amounts transferred to the IEPF Authority as detailed on <http://www.iepf.gov.in/IEPF/refund.html> OR V3 Portal of MCA website.

Mr. Yogesh Kumar Gautam, Company Secretary, is the Nodal Officer. His contact details are – Bhartiya International Limited, Plot no. 38, Sector-44, Gurgaon, India. Tel: 0124-4888555 (Extn.-8511) Email: [yogesh.gautam@bhartiya.com](mailto:yogesh.gautam@bhartiya.com).

Upto March 31, 2024, the Company has transferred 17546 (0.14%) equity shares of Rs. 10 each, on which dividend remained unclaimed or unpaid for a period of seven consecutive years or more, to Investor Education and Protection Fund Authority (IEPF Authority).

### **Dematerialization of Shares – Process**

Shareholders who continue to hold shares in physical form are requested to dematerialize their shares at the earliest and avail the benefits of dealing shares in demat form. For convenience of shareholders, the process of getting the shares dematerialized is given hereunder:

- a. Demat account should be opened with a Depository Participant (DP).
- b. Shareholders should submit the Dematerialization Request Form (DRF) along with share certificates in original, to their DP.
- c. DP will process the DRF and will generate a Dematerialization Request Number (DRN).
- d. DP will submit the DRF and original share certificates to the Registrar and Transfer Agents (RTA), i.e Mas Services Limited.
- e. RTA will process the DRF and update the status to DP/ Depositories.
- f. Upon confirmation of request, the shareholder will get credit of the equivalent number of shares in his demat account maintained with the DP.

### **Nomination Facility**

Your Company is pleased to offer the facility of nomination to members. Pursuant to Section 72 of the Companies Act, 2013, the members, who hold shares in the physical form and wish to avail nomination facility, are requested to send the duly complete nomination form, available on the website of the Company [www.bhartiya.com](http://www.bhartiya.com), to the Registrar and Share transfer Agent of the Company. The Members, who hold shares in the electronic form and wish to avail nomination facility, are requested to send separate request to their respective Depository Participant(s) only.

### **Consolidation of Folios and avoidance of Multiple Mailing**

In order to enable the Company to reduce costs and duplication of efforts for investor servicing, members who may have more than one folio in their individual name or jointly with other persons mentioned in the same order, are requested to consolidate all similar holdings under one folio. This would help in monitoring the folios more effectively. Members may write to the Registrar and Share Transfer Agent at their address given earlier, indicating the folio numbers to be consolidated.

### **National Electronic Clearing Services (NECS) Mandate**

Members holding shares in dematerialised form are requested to intimate all changes pertaining to their bank details, National Electronic Clearing Service (NECS), Electronic Clearing Service (ECS) mandates, nominations, power of attorney, change of address, change of name, e-mail address, contact numbers etc., to their respective Depository Participant (DP). Changes intimated to the DP will then be automatically reflected in the Company's records which will help the Company and the Company's Registrar and Share Transfer Agent to provide efficient and better services. Members holding shares in physical form are requested to intimate such changes to Company's Registrar and Share Transfer Agent.

### **Compliance Certificate**

The Secretarial Auditors M/s. RSM & Co., Company Secretaries, have certified that the Company has complied with the conditions of Corporate Governance as stipulated in SEBI Listing Regulations and the same is annexed to this Report.

**CODE OF CONDUCT DECLARATION****Declaration**

A Code of Conduct for the Directors and Senior Management Personnel has already been approved by the Board of Directors of the Company. As provided under Regulation 26 (3) of the SEBI Listing Regulations, all Board Members and Senior Management Personnel have affirmed compliance with Bhartiya International Limited Code of Business Conduct and Ethics for the year ended 31<sup>st</sup> March, 2024.

**Sd/-****Snehdeep Aggarwal**

Chairman

Gurugram, 29<sup>th</sup> May, 2024**CEO/CFO CERTIFICATION**

(Pursuant to Regulation 17(8) of SEBI (Listing Obligations and Disclosure Requirements) Regulations, 2015 for the Financial Year ended 31<sup>st</sup> March, 2024)

To,  
The Board of Directors  
Bhartiya International Limited

We, Manoj Khattar, Whole-Time Director and Raj Kumar Chawla, Chief Financial Officer, responsible for the finance function to the best of our knowledge and belief, certify that:-

- A. We have reviewed financial statements and the cash flow statement for the year ended 31<sup>st</sup> March, 2024 and that to the best of our knowledge and belief:
1. These statements do not contain any materially untrue statement or omit any material fact or contain statements that might be misleading;
  2. These statements together present a true and fair view of the company's affairs and are in compliance with existing accounting standards, applicable laws and regulations.
- B. To the best of our knowledge and belief, no transactions entered into by the Company during the year ended 31<sup>st</sup> March, 2024 are fraudulent, illegal or violative of the company's code of conduct.
- C. We accept responsibility for establishing and maintaining internal controls for financial reporting and that we have evaluated the effectiveness of internal control systems of the company pertaining to financial reporting. Deficiencies in the design or operation of such internal controls, if any, of which we are aware, have been disclosed to the Auditors and the Audit Committee and steps have been taken to rectify these deficiencies.
- D. i. There has not been any significant change in internal control over financial reporting during the year under reference;
- ii. There has not been any significant changes in accounting policies during the year requiring disclosure in the notes to the financial statements; and
- iii. We are not aware of any instance during the year of significant fraud with involvement therein, if any, of the management or an employee having a significant role in the Company's internal control system over financial reporting.

**For and on behalf of the Board**Gurugram, 29<sup>th</sup> May, 2024

Sd/-  
**Manoj Khattar**  
Whole-Time Director

Sd/-  
**Raj Kumar Chawla**  
Chief Financial Officer



## **CERTIFICATE OF NON-DISQUALIFICATION OF DIRECTORS**

**(Pursuant to Regulation 34(3) and Schedule V Para C clause (10)(i) of the SEBI (Listing Obligations and Disclosure Requirements) Regulations, 2015)**

To,  
The Members  
BHARTIYA INTERNATIONAL LIMITED  
56/7, Nallambakkam Village (Via Vandalur) Chennai,  
Tamilnadu 600048.

We have examined the relevant registers, records, forms, returns and disclosures received from the Directors of BHARTIYA INTERNATIONAL LIMITED having CIN L74899TN1987PLC111744 and having registered office at 56/7, Nallambakkam Village (Via Vandalur) Chennai, Tamilnadu 600048 (hereinafter referred to as 'the Company'), produced before me/us by the Company for the purpose of issuing this Certificate, in accordance with Regulation 34(3) read with Schedule V Para-C Sub clause 10(i) of the Securities Exchange Board of India (Listing Obligations and Disclosure Requirements) Regulations, 2015.

In our opinion and to the best of our information and according to the verification (including Directors Identification Number (DIN) status at the portal ([www.mca.gov.in](http://www.mca.gov.in)) as considered necessary and explanations furnished to us by the Company & its officers, We hereby certify that none of the Directors on the Board of the Company for the Financial Year ending on 31<sup>st</sup> March, 2024 have been debarred or disqualified from being appointed or continuing as Directors of companies by the Securities and Exchange Board of India, Ministry of Corporate Affairs, or any such other Statutory Authority.

Ensuring the eligibility of for the appointment / continuity of every Director on the Board is the responsibility of the management of the Company, Our responsibility is to express an opinion on these based on our verification, This certificate is neither an assurance as to the future viability of the Company nor of the efficiency or effectiveness with which the management has conducted the affairs of the Company.

**For RSM & Co.  
Company Secretaries**

**Sd/-  
CS RAVI SHARMA  
Partner**

**FCS: 4468 | COP No.: 3666  
UDIN: F004468F000921551  
Peer Review Cert. No 978/2020**

New Delhi, 9<sup>th</sup> August, 2024

## **CERTIFICATE REGARDING COMPLIANCE OF CONDITIONS OF CORPORATE GOVERNANCE UNDER SEBI (LODR) REGULATIONS, 2015**

To,  
The Members  
Bhartiya International Limited.

We have examined the compliance of Conditions of Corporate Governance by Bhartiya International Limited ("the Company") for the financial year ended on 31<sup>st</sup> March, 2024 as stipulated in the Securities and Exchange Board of India (Listing Obligations and Disclosure Requirements) Regulations, 2015 (referred to as "SEBI Listing Regulations, 2015").

The compliance of conditions of Corporate Governance is the responsibility of the management. Our examination was limited to procedures and implementation thereof, adopted by the Company for ensuring the compliance of the conditions of the Corporate Governance under listing regulations. The Examination is neither an audit nor an expression of opinion on the financial statement of the Company or corporate governance report of the Company.

In our opinion and to the best of our information and according to the explanations given to us, we certify that the Company has complied with the conditions of Corporate Governance as stipulated in the SEBI Listing Regulations, 2015.

We further state that such compliance is neither an assurance as to the future viability of the Company nor the efficiency or effectiveness with which the management has conducted the affairs of the Company.

**For RSM & Co.  
Company Secretaries**

**Sd/-  
CS RAVI SHARMA  
Partner**

**FCS: 4468 | COP No.: 3666  
UDIN: F004468F000921551  
Peer Review Cert. No 978/2020**

New Delhi, 9<sup>th</sup> August, 2024

## INDEPENDENT AUDITORS' REPORT ON CONSOLIDATED FINANCIAL STATEMENTS

**To the Members of  
Bhartiya International Limited  
Report on the Audit of the Consolidated Financial Statements**

### Opinion

We have audited the accompanying Consolidated Financial Statements of Bhartiya International Limited ('the Holding Company') and its subsidiaries (the Holding company and its subsidiaries together referred to as 'the Group') and its associate comprising the Consolidated Balance Sheet as at March 31, 2024, the Consolidated Statement of Profit and Loss (including Other Comprehensive Income), the Consolidated Cash Flow Statement and the Consolidated Statement of Changes in Equity for the year then ended, and a summary of the significant accounting policies and other explanatory information (hereinafter referred to as 'the consolidated financial statements').

In our opinion and to the best of our information and according to the explanations given to us, and based on the consideration of reports of other auditors on separate / consolidated financial statements and on the other financial information of the subsidiaries and associates, the aforesaid Consolidated Financial Statements give the information required by the Companies Act, 2013 ("the Act") in the manner so required and give a true and fair view in conformity with the Indian Accounting Standards prescribed under section 133 of the Act read with the Companies (Indian Accounting Standards) Rules, 2015, as amended, ("Ind AS") and other accounting principles generally accepted in India, of the Consolidated State of Affairs of the Group as at March 31, 2024, its Consolidated Profit and Consolidated Other Comprehensive Income, Consolidated Changes in Equity and its Consolidated Cash Flows for the year ended on that date.

### Basis for Opinion

We conducted our audit in accordance with the Standards on Auditing (SAs) specified under Section 143(10) of the Act. Our responsibilities under those Standards are further described in the 'Auditor's Responsibility for the Audit of the Consolidated Financial Statements' section of our report. We are independent of the Company in accordance with the Code of Ethics issued by the Institute of Chartered Accountants of India (ICAI) together with the ethical requirements that are relevant to our audit of the financial statements under the provisions of the Act and the Rules made there under, and we have fulfilled our other ethical responsibilities in accordance with these requirements and the ICAI's Code of Ethics. We believe that the audit evidence we have obtained and the audit evidence obtained by the other auditors in terms of their report referred to in the other matters paragraph below is sufficient and appropriate to provide a basis for our opinion.

### Key Audit Matters

Key audit matters are those matters that, in our professional judgment were of most significance in our audit of the consolidated financial statements of the current period. These matters were addressed in the context of our audit of the consolidated financial statements as a whole, and in forming our opinion thereon, and we do not provide a separate opinion on these matters. We have determined the matters described below to be the key audit matters to be communicated in our report.

Key Audit Matters	Auditor's Response
<p><b>Revenue Recognition:</b></p> <p>Revenue from the sale of goods (hereinafter referred to as "Revenue" is recognized when Company performs its obligation to its customers and the amount of revenue can be measured reliably and recovery of the consideration is probable. The timing of such revenue recognition in case of sale of goods is when the control over the same is transferred to the customer.</p> <p>The timing of revenue recognition is relevant to the reported performance of the company. The management considers revenue as a key measure for evaluation of performance. There is a risk of revenue being recorded before control is transferred.</p> <p>Refer Note 4.10 to the Consolidated Financial Statements.</p>	<p><b>Principal audit procedures performed:</b></p> <ul style="list-style-type: none"> <li>• Assessed the Company's revenue recognition accounting policies in line with the Ind AS 115 ("Revenue from Contracts with Customers") and tested thereof.</li> <li>• Evaluated the integrity of the general information and technology control environment and testing the operating effectiveness of key IT application controls over revenue recognition.</li> <li>• Evaluated the design, implementation and operating effectiveness of Company's control in respect of revenue recognition.</li> <li>• Tested the effectiveness of such controls over revenue cut off at the year-end</li> <li>• On a sample basis, tested supporting documentation for sales transactions recorded during the year which included sales invoices, customer contracts and shipping documents.</li> <li>• Performed an increased level of substantive testing in respect of sales transactions recorded during the period closer to the year end and subsequent to the year end.</li> <li>• Assessed disclosure in financial statements in respect of revenue, as specified in Ind AS 115.</li> </ul>

### **Information Other than the Financial Statement and Auditor's Report Thereon**

The Holding Company's Board of Directors is responsible for the preparation of the other information. The other information comprises the information included in the Annual Report, but does not include the consolidated financial statements and our auditor's report thereon.

Our opinion on the consolidated financial statements does not cover the other information and we do not express any form of assurance conclusion thereon.

In connection with our audit of the consolidated financial statements, our responsibility is to read the other information and, in doing so, consider whether the other information is materially inconsistent with the consolidated financial statements or our knowledge obtained in the audit or otherwise appears to be materially misstated. If, based on the work we have performed, we conclude that there is a material misstatement of this other information, we are required to report that fact. We have nothing to report in this regard.

### **Responsibilities of Management and Those Charged with Governance for the Consolidated Financial Statements**

The Holding Company's Board of Directors is responsible for the preparation & presentation of these consolidated financial statements in terms of the requirements of the Act that give a true and fair view of the Consolidated Financial Position, Consolidated Financial Performance (including other comprehensive income), Consolidated Statement of Changes in Equity and Consolidated Cash Flows of the Group including its associates in accordance with the accounting principles generally accepted in India, including the Indian Accounting Standards (Ind AS) specified under Section 133 of the Act. The respective Board of Directors /management of the companies included in the Group, and its associate are responsible for maintenance of adequate accounting records in accordance with the provisions of the Act for safeguarding the assets and for preventing and detecting frauds and other irregularities; selection and application of appropriate accounting policies; making judgments and estimates that are reasonable and prudent; and design, implementation and maintenance of adequate internal financial controls, that were operating effectively for ensuring the accuracy and completeness of the accounting records, relevant to the preparation and presentation of the Consolidated Financial Statements that give a true and fair view and are free from material misstatement, whether due to fraud or error. These financial statements have been used for the purpose of preparation of the consolidated financial statements by the Directors of the Holding Company, as aforesaid.

In preparing the consolidated financial statements, the respective Board of Directors of the companies included in the Group and of its associates are responsible for assessing the ability of the group and its associates to continue as a going concern, disclosing, as applicable, matters related to going concern and using the going concern basis of accounting unless management either intends to liquidate the Group or to cease operations, or has no realistic alternative but to do so.

The respective Board of Directors of the companies included in the Group and of its associates are responsible for overseeing the financial reporting process of the Group and of its associates.

### **Auditor's Responsibilities for the Audit of the Consolidated Financial Statements**

Our objectives are to obtain reasonable assurance about whether the consolidated financial statements as a whole are free from material misstatement, whether due to fraud or error, and to issue an auditor's report that includes our opinion. Reasonable assurance is a high level of assurance, but is not a guarantee that an audit conducted in accordance with Standards on Auditing will always detect a material misstatement when it exists. Misstatements can arise from fraud or error and are considered material if, individually or in the aggregate, they could reasonably be expected to influence the economic decisions of users taken on the basis of these consolidated financial statements.

As part of an audit in accordance with Standards on Auditing, we exercise professional judgment and maintain professional skepticism throughout the audit. We also:

- Identify and assess the risks of material misstatement of the consolidated financial statements, whether due to fraud or error, design and perform audit procedures responsive to those risks, and obtain audit evidence that is sufficient and appropriate to provide a basis for our opinion. The risk of not detecting a material misstatement resulting from fraud is higher than for one resulting from error, as fraud may involve collusion, forgery, intentional omissions, misrepresentations, or the override of internal control.
- Obtain an understanding of internal control relevant to the audit in order to design audit procedures that are appropriate in the circumstances. Under Section 143(3) (i) of the Act, we are also responsible for expressing our opinion on whether the holding company has adequate internal financial controls system in place and the operating effectiveness of such controls.

- Evaluate the appropriateness of accounting policies used and the reasonableness of accounting estimates and related disclosures made by management.
- Conclude on the appropriateness of management's use of the going concern basis of accounting and, based on the audit evidence obtained, whether a material uncertainty exists related to events or conditions that may cast significant doubt on the ability of the group & its associates to continue as a going concern. If we conclude that a material uncertainty exists, we are required to draw attention in our auditor's report to the related disclosures in the consolidated financial statements or, if such disclosures are inadequate, to modify our opinion. Our conclusions are based on the audit evidence obtained up to the date of our auditor's report. However, future events or conditions may cause the Group & its associates to cease to continue as a going concern.
- Evaluate the overall presentation, structure and content of the consolidated financial statements, including the disclosures, and whether the consolidated financial statements represent the underlying transactions and events in a manner that achieves fair presentation.
- Obtain sufficient appropriate audit evidence regarding the financial information of such entities within the Group & its associates to express an opinion on the consolidated financial statements. We are responsible for the direction, supervision and performance of the audit of financial Statement of such entities included in the consolidated financial statements of which we are independent auditors. For the other entities included in the consolidated financial statements, which have been audited by other auditors, such other auditors remain responsible for the direction, supervision and performance of the audits carried out by them. We remain solely responsible for our audit opinion.

We communicate with those charged with governance of the Holding Company and such other entities included in the consolidated financial statements of which we are the independent auditors regarding, among other matters, the planned scope and timing of the audit and significant audit findings, including any significant deficiencies in internal control that we identify during our audit.

We also provide those charged with governance with a statement that we have complied with relevant ethical requirements regarding independence, and to communicate with them all relationships and other matters that may reasonably be thought to bear on our independence, and where applicable, related safeguards.

From the matters communicated with those charged with governance, we determine those matters that were of most significance in the audit of the consolidated financial statements of the current period and are therefore the key audit matters. We describe these matters in our auditor's report unless law or regulation precludes public disclosure about the matter or when, in extremely rare circumstances, we determine that a matter should not be communicated in our report because the adverse consequences of doing so would reasonably be expected to outweigh the public interest benefits of such communication.

### **Other Matters**

We did not audit the financial statements of seven subsidiaries, whose financial statements reflect total assets of Rs 20,969.69 lacs as at March 31, 2024, total revenues of Rs. 19,446.76 lacs and net cash inflows amounting to Rs.1,715.82 lacs for the year ended on that date. These financial statements have been audited by other auditors whose reports have been furnished to us by the management. Our opinion on the consolidated financial statements, in so far as it relates to the amounts and disclosures included in respect of these subsidiaries is based solely on the reports of the other auditors.

Certain of these subsidiaries are located outside India whose financial statements and other financial information have been prepared in accordance with accounting principles generally accepted in their countries and which have been audited by other auditors under generally accepted auditing standards applicable in their countries. The Holding Company's management has converted the financial statements of such subsidiaries located outside India from accounting principles generally accepted in their respective countries to accounting principles generally accepted in India. These financial statements which were converted into generally accepted accounting principles in India has also been reviewed by an independent Chartered Accountant. Our opinion in so far as it related to the balances and affairs of such subsidiaries located outside India is based on the report of the other auditors and the review report of the independent Chartered Accountant furnished to us by the management.

The consolidated financial statements also include the Group's share of net loss of Rs. 1,153.05 lakhs for the year ended March 31, 2024, as considered in the consolidated financial statements in respect of two associates, whose financial statements / consolidated financial statements / financial information have not been audited by us. These financial statements / consolidated financial statements / financial information have been audited/reviewed by other auditors, whose reports have been furnished to us by the management and our opinion on the consolidated financial statements, in so far as it relates to the amounts and disclosures included in respect of these subsidiaries and associates, and our report in terms of sub-section (3) of section 143 of the Act in so far as it relates to the aforesaid subsidiaries and associates, are based solely on the reports of the other auditors.

Our opinion on the consolidated financial statements, and our report on Other Legal and Regulatory Requirements below, is not modified in respect of the above matters with respect to our reliance on the work done and the reports of the other auditors.

### Report on other legal and regulatory requirements

1. As required by the Companies (Auditor's Report) Order, 2020 ("the Order") issued by the Central Government of India in terms of Section 143(11) of the Act, we give in the "Annexure A" a statement on the matters specified in paragraphs 3 and 4 of the Order, to the extent applicable.
2. As required by sub-section 3 of Section 143 of the Act, we report, to the extent applicable, that:
  - (a) We have sought and obtained all the information and explanations which to the best of our knowledge and belief were necessary for the purposes of our audit of the aforesaid consolidated financial statements.
  - (b) In our opinion, proper books of account as required by law relating to preparation of the aforesaid consolidated financial statements have been kept so far as it appears from our examination of those books and the report of the other auditors.
  - (c) The Consolidated Balance Sheet, the Consolidated Statement of Profit and Loss including Other Comprehensive Income, and the consolidated cash flow statement dealt with by this Report are in agreement with the relevant books of account maintained for the purpose of preparation of the consolidated financial statements.
  - (d) In our opinion, the aforesaid consolidated financial statements comply with the Indian Accounting Standards (Ind As) specified under Section 133 of the Act.
  - (e) On the basis of the written representations received from the directors of the Holding Company as on March 31<sup>st</sup>, 2024 taken on record by the Board of Directors of the Holding Company and the reports of the statutory auditors of its subsidiary companies incorporated in India and associates, none of the Directors of the Group companies and its associates, incorporated in India, are disqualified as on March 31<sup>st</sup>, 2024 from being appointed as a Director of that company in terms of sub-section 2 of Section 164 of the Act.
  - (f) With respect to the adequacy of the internal financial controls over financial reporting of the Group and the operating effectiveness of such controls, refer to our separate report in 'Annexure B'
  - (g) With respect to the other matters to be included in the Auditor's Report in accordance with the requirements of section 197(16) of the Act, as amended, in our opinion and to the best of our information and according to the explanations given to us, the remuneration paid/ provided by the Holding Company and its Indian Subsidiaries to its directors during the year is in accordance with the provisions of section 197 of the Act.
  - (h) With respect to the other matters to be included in the Auditors' Report in accordance with Rule 11 of the Companies (Audit and Auditors) Rules, 2014, in our opinion and to the best of our information and according to the explanations given to us and based on the consideration of the reports of the other auditors on separate/ consolidated financial statements and other financial information of the subsidiaries and associates incorporated in India whose financial statements have been audited under the Act:
    - i) The consolidated financial statements disclose the impact of pending litigations on the consolidated financial position of the Group & its associates.
    - ii) The provision has been made in the Consolidated Financial Statement as required under the applicable law or Ind As, for material foreseeable losses, if any, on long term contracts including derivatives contracts.
    - iii) There has been no delay in transferring amounts, required to be transferred, to the Investor Education and Protection Fund by the Holding Company, its subsidiary companies and associates incorporated in India.
    - iv) a) The respective Managements of the Company and its subsidiaries and associates which are companies incorporated in India, whose financial statements have been audited under the Act, have represented to us and the other auditors of such subsidiaries and associates respectively that, to the best of their knowledge and belief, no funds (which are material either individually or in the aggregate) have been advanced or loaned or invested (either from borrowed funds or share premium or any other sources or kind of funds) by the Company or any of such subsidiaries and associates to or in any other person or entity, including foreign entity ("Intermediaries"), with the understanding, whether recorded in writing or otherwise, that the Intermediary shall, directly or indirectly lend or invest in other persons or entities identified in any manner whatsoever by or on behalf of the Company or any of such subsidiaries and associates ("Ultimate Beneficiaries") or provide any guarantee, security or the like on behalf of the Ultimate Beneficiaries;



- b) The respective Managements of the Company and its subsidiaries and associates which are companies incorporated in India, whose financial statements have been audited under the Act, have represented to us and the other auditors of such subsidiaries and associates respectively that, to the best of their knowledge and belief, no funds (which are material either individually or in the aggregate) have been received by the Company or any of such subsidiaries and associates from any person or entity, including foreign entity ("Funding Parties"), with the understanding, whether recorded in writing or otherwise, that the Company or any of such subsidiaries and associates shall, directly or indirectly, lend or invest in other persons or entities identified in any manner whatsoever by or on behalf of the Funding Party ("Ultimate Beneficiaries") or provide any guarantee, security or the like on behalf of the Ultimate Beneficiaries;
- c) Based on the audit procedures performed by us and that performed by the auditors of the subsidiaries and associates, incorporated in India, whose financial statements have been audited under the Act, nothing has come to our notice that has caused us to believe that the representations under sub-clause (i) and (ii) of Rule 11(e), as provided under (a) and (b) above, contain any material misstatement.
- v) No dividend has been declared or paid during the year by the holding Company or its subsidiaries and associates.
- vi) Based on our examination which included test checks performed by us on the Holding Company and by the respective auditors of the subsidiaries and associates of the Holding Company which are companies incorporated in India and audited under the Act, the Holding Company, its subsidiaries and associates in respect of financial year commencing on 1st April 2023, have used accounting software for maintaining their books of account which has a feature of recording audit trail (edit log) facility and the same have been operated throughout the year for all relevant transactions recorded in the software. Further, during the course of our audit we and respective auditors of the above referred subsidiaries and associates did not come across any instance of audit trail feature being tampered with.

**for Sushil Poddar & Co.**

Chartered Accountants  
Firm's Registration No. 014969N

**S.K. Poddar**

Partner  
Mem. No. 094479  
UDIN: 24094479BKBJKH1855

New Delhi, 29th May, 2024

**Annexure A**

to the Independent Auditor's report on the consolidated financial statements of Bhartiya International Limited for the year ended 31 March 2024

(Referred to in paragraph 1 under 'Report on Other Legal and Regulatory Requirements' section of our report of even date)

(xxi) According to the information and explanations given to us, following companies incorporated in India and included in the consolidated financial statements, have certain remarks included in their reports under Companies (Auditor's Report) Order, 2020 ("CARO"), which have been reproduced as per the requirements of the Guidance Note on CARO:

<b>Sr. No.</b>	<b>Name of the entities</b>	<b>CIN</b>	<b>Holding Company/ Subsidiary</b>	<b>Clause number of the CARO report</b>
1	Bhartiya International Ltd	L748997N1987PLC111744	Holding Company	Clause (i)(c)

\* This clause pertains to title deeds of certain immovable properties not held in the name of the respective companies.

**for Sushil Poddar & Co.**

Chartered Accountants

Firm's Registration No. 014969N

**S.K. Poddar**

Partner

Mem. No. 094479

UDIN: 24094479BKBKJH1855

New Delhi, 29th May, 2024

## **ANNEXURE B TO THE AUDITORS' REPORT**

### **Report on the Internal Financial Controls under Clause (i) of sub-section 3 of Section 143 of the Companies Act, 2013 ('the Act')**

In conjunction with our audit of the consolidated financial statements of the Company as of and for the year ended March 31<sup>st</sup>, 2024, we have audited the internal financial controls over financial reporting of Bhartiya International Limited ('the Holding Company') and its subsidiary companies which are companies incorporated in India, as of that date.

#### **Management's Responsibility for Internal Financial Controls**

The Respective Board of Directors of the Holding Company and its subsidiary companies, which are companies incorporated in India, are responsible for establishing and maintaining internal financial controls based on the internal control over financial reporting criteria established by the Holding Company considering the essential components of internal control stated in the Guidance Note on Audit of Internal Financial Controls over Financial Reporting issued by the Institute of Chartered Accountants of India ('ICAI'). These responsibilities include the design, implementation and maintenance of adequate internal financial controls that were operating effectively for ensuring the orderly and efficient conduct of its business, including adherence to company's policies, the safeguarding of its assets, the prevention and detection of frauds and errors, the accuracy and completeness of the accounting records, and the timely preparation of reliable financial information, as required under the Companies Act, 2013.

#### **Auditors' Responsibility**

Our responsibility is to express an opinion on the Company's internal financial controls over financial reporting based on our audit. We conducted our audit in accordance with the Guidance Note on Audit of Internal Financial Controls over Financial Reporting (the 'Guidance Note') issued by ICAI and the Standards on Auditing, issued by ICAI and deemed to be prescribed under Section 143(10) of the Companies Act, 2013, to the extent applicable to an audit of internal financial controls, both issued by the Institute of Chartered Accountants of India. Those Standards and the Guidance Note require that we comply with ethical requirements and plan and perform the audit to obtain reasonable assurance about whether adequate internal financial controls over financial reporting with reference to consolidated financial statements was established and maintained and if such controls operated effectively in all material respects.

Our audit involves performing procedures to obtain audit evidence about the adequacy of the internal financial controls system over financial reporting with reference to these consolidated financial statements and their operating effectiveness. Our audit of internal financial controls over financial reporting included obtaining an understanding of internal financial controls over financial reporting with reference to these consolidated financial statements, assessing the risk that a material weakness exists, and testing and evaluating the design and operating effectiveness of internal control based on the assessed risk. The procedures selected depend on the auditors' judgment, including the assessment of the risks of material misstatement of the financial statements, whether due to fraud or error.

We believe that the audit evidence we have obtained, and the audit evidence obtained by the other auditors in terms of their reports is sufficient and appropriate to provide a basis for our audit opinion on the internal financial controls system over financial reporting with reference to these consolidated financial statements.

#### **Meaning of Internal Financial Controls over Financial Reporting**

A company's internal financial control over financial reporting is a process designed to provide reasonable assurance regarding the reliability of financial reporting and the preparation of financial statements for external purposes in accordance with generally accepted accounting principles. A company's internal financial control over financial reporting includes those policies and procedures that

- (1) pertain to the maintenance of records that, in reasonable detail, accurately and fairly reflect the transactions and dispositions of the assets of the Company;
- (2) provide reasonable assurance that transactions are recorded as necessary to permit preparation of financial statements in accordance with generally accepted accounting principles, and that receipts and expenditures of the Company are being made only in accordance with authorizations of management and directors of the Company; and
- (3) provide reasonable assurance regarding prevention or timely detection of unauthorized acquisition, use, or disposition of the Company's assets that could have a material effect on the financial statements.

## **Inherent Limitations of Internal Financial Controls Over Financial Reporting**

Because of the inherent limitations of internal financial controls over financial reporting, including the possibility of collusion or improper management override of controls, material misstatements due to error or fraud may occur and not be detected. Also, projections of any evaluation of the internal financial controls over financial reporting to future periods are subject to the risk that the internal financial control over financial reporting may become inadequate because of changes in conditions, or that the degree of compliance with the policies or procedures may deteriorate.

### **Opinion**

In our opinion, the Holding Company and its subsidiary companies, which are companies incorporated in India, have, in all material respects, an adequate internal financial controls system over financial reporting with reference to these consolidated financial statements and such internal financial controls over financial reporting with reference to these consolidated financial statements were operating effectively as at March 31, 2024, based on the internal control over financial reporting criteria established by the Holding Company considering the essential components of internal control stated in the Guidance Note on Audit of Internal Financial Controls Over Financial Reporting issued by the ICAI.

### **Other Matters**

We did not audit the internal financial controls with reference to financial statements in so far as it relates to two subsidiary companies, which are companies covered under the Act, whose financial statements/consolidated financial statements reflect total assets of Rs. 3,058.47 lakhs, total revenues of 1,851.53 lakhs and net cash inflows amounting to Rs. 1.77 lakhs for the year ended on that date, as considered in the consolidated financial statements. The consolidated financial statements also include the Group's share of net loss (including other comprehensive income) of Rs. 1,153.05 lakhs for the year ended 31 March 2024, in respect of two associate companies, which are companies covered under the Act, whose internal financial controls with reference to financial statements have not been audited by us. The internal financial controls with reference to financial statements in so far as it relates to such subsidiary companies and associate companies have been audited by other auditors whose reports have been furnished to us by the management and our report on the adequacy and operating effectiveness of the internal financial controls with reference to financial statements so far as it relates to such two subsidiary companies and two associate companies is based solely on the reports of the auditors of such companies. Our opinion is not modified in respect of this matter with respect to our reliance on the work done by and on the reports of the other auditors.

**for Sushil Poddar & Co.**

Chartered Accountants  
Firm's Registration No. 014969N

**S.K. Poddar**

Partner  
Mem. No. 094479  
UDIN: 24094479BKBJKH1855

New Delhi, 29th May, 2024

**CONSOLIDATED BALANCE SHEET AS AT 31ST MARCH, 2024****Rs. in Lakhs**

Particulars	Note No.	As at 31st March, 2024	As at 31st March, 2023
<b>I Assets</b>			
<b>1 Non - Current Assets</b>			
(a) Property, Plant and Equipment	5	<b>13,813.21</b>	14,315.38
(b) Capital Work-in-Progress	5.1	<b>129.06</b>	-
(c) Right to Use Asset	5.2	<b>914.89</b>	1,056.64
(d) Investment in Property	6	<b>507.59</b>	518.50
(e) Goodwill		<b>25.25</b>	25.25
(f) Intangible Assets	7	<b>2,666.51</b>	3,988.58
(g) Investments Accounted for using Equity Method	8	<b>4,250.10</b>	5,403.15
(h) Financial Assets			
(i) Investments	9	<b>35.01</b>	35.01
(ii) Other financial Assets	10	<b>2,125.27</b>	2,527.36
(i) Deferred tax Assets		<b>76.06</b>	100.89
(j) Other Non-Current Assets	11	<b>63.14</b>	74.69
<b>2 Current Assets</b>			
(a) Inventories	12	<b>57,459.12</b>	52,118.89
(b) Financial Assets			
(i) Investments	13	-	-
(ii) Trade Receivables	14	<b>14,385.11</b>	12,969.92
(iii) Cash and Cash Equivalents	15	<b>2,705.45</b>	874.20
(iv) Bank Balances other than Cash & Cash Equivalents	16	<b>4,447.68</b>	2,385.02
(v) Loans	17	<b>139.00</b>	158.83
(vi) Others Financial Assets	18	<b>2,989.63</b>	2,093.47
(c) Current Tax assets (net)		<b>127.52</b>	129.69
(d) Other Current Assets	19	<b>2,868.95</b>	2,482.20
<b>TOTAL ASSETS</b>		<b><u>1,09,728.55</u></b>	<b><u>1,01,257.67</u></b>
<b>II Equity and Liabilities</b>			
<b>1 Equity</b>			
(a) Equity Share Capital	20	<b>1,220.94</b>	1,220.71
(b) Other Equity	21	<b>37,778.13</b>	37,565.80
<b>2 Liabilities</b>			
<b>Non - Current Liabilities</b>			
(a) Financial Liabilities			
(i) Borrowings	22	<b>10,189.33</b>	15,899.62
(ii) Lease Liability		<b>447.97</b>	578.54
(iii) Other Financial Liabilities	23	<b>148.26</b>	168.59
(b) Provisions	24	<b>105.78</b>	67.98
(c) Other Non-Current Liabilities	25	<b>86.32</b>	100.56
(d) Deferred Tax Liabilities		<b>844.16</b>	808.57
<b>Current Liabilities</b>			
(a) Financial Liabilities			
(i) Borrowings	26	<b>40,925.42</b>	33,516.49
(ii) Lease Liability		<b>133.24</b>	116.37
(iii) Trade payables	27		
- Total outstanding dues of micro enterprises and small enterprises		<b>650.55</b>	868.24
- Total outstanding dues of creditors other than micro enterprises and small enterprises		<b>14,913.34</b>	8,237.92
(iv) Other Financial Liabilities	28	<b>1,454.88</b>	1,525.87
(c) Provisions	29	<b>187.85</b>	172.42
(d) Other Current Liabilities	30	<b>369.41</b>	21.27
(e) Current Tax Liabilities (Net)		<b>272.97</b>	388.72
<b>TOTAL OF EQUITY AND LIABILITIES</b>		<b><u>1,09,728.55</u></b>	<b><u>1,01,257.67</u></b>
Material Accounting Policies	4		
The accompanying notes are an integral part of the financial statements	1 to 51		

As per our report of even date attached

**For SUSHIL PODDAR & CO.**

Chartered Accountants

Firm Reg. No. 014969N

**S.K. Poddar**

Partner

Mem. No. 094479

Gurugram, 29th May, 2024

**Yogesh Kumar Gautam**

Company Secretary

**Raj Kumar Chawla**

Chief Financial Officer

**For and on behalf of the Board****Manoj Khattar**

Whole-Time Director

DIN: 00694981

**Vivek Kapur**

Director

DIN: 09678378



## CONSOLIDATED STATEMENT OF PROFIT & LOSS FOR THE YEAR ENDED 31ST MARCH, 2024

Rs. in Lakhs

Particulars	Note No.	Year Ended 31st March, 2024	Year Ended 31st March, 2023
<b>INCOME</b>			
Revenue from Operations	31	77,752.21	79,859.80
Other Income	32	691.53	335.74
<b>Total Income</b>		<b>78,443.74</b>	<b>80,195.54</b>
<b>EXPENSES</b>			
Cost of Material Consumed	33	36,969.63	33,444.85
Purchases of Stock-in-Trade		8,184.55	10,357.25
Change in Inventories of Finished Goods	34	(2,847.22)	1,217.02
Employee Benefits Expense	35	6,214.96	5,918.04
Finance Costs	36	4,213.57	3,669.60
Depreciation and Amortization Expense	37	2,553.30	2,522.78
Other Expenses	38	21,307.79	21,031.33
<b>Total Expenses</b>		<b>76,596.58</b>	<b>78,160.87</b>
<b>Profit/ (Loss) before Share of net Profit/(Loss) of Associate</b>		<b>1,847.16</b>	<b>2,034.67</b>
Share of net profit/(Loss) of associates		(1,153.05)	4,815.92
<b>III Profit/ (Loss) before exceptional Items and tax</b>		<b>694.11</b>	<b>6,850.59</b>
Exceptional Items		-	-
<b>Profit / (Loss) before tax</b>		<b>694.11</b>	<b>6,850.59</b>
<b>Tax expenses</b>	39		
i Current tax		614.47	624.92
ii Deferred tax		59.87	(31.96)
<b>Profit / (Loss) for the year (A)</b>		<b>19.77</b>	<b>6,257.63</b>
<b>Other Comprehensive Income</b>			
<b>Items that will not be Reclassified to profit or Loss</b>			
Remeasurements of the defined benefit plans		2.43	(45.22)
Income tax relating to above items		(0.55)	11.38
<b>Total Other Comprehensive Income for the Year (B)</b>		<b>1.88</b>	<b>(33.84)</b>
<b>Total Comprehensive Income for the Year</b>		<b>21.65</b>	<b>6,223.79</b>
<b>Profit Attributable to :</b>			
Owners		22.28	6,261.14
Non-controlling Interests		(2.51)	(3.51)
<b>Other Comprehensive income Attributable to :</b>			
Owners		1.88	(33.84)
Non-controlling Interests		-	-
<b>Total Comprehensive income Attributable to :</b>			
Owners		24.16	6,227.30
Non-controlling Interests		(2.51)	(3.51)
<b>Earnings per equity share of face value</b>			
Basic (in Rupees)		0.16	51.26
Diluted (in Rupees)		0.16	51.18
Material Accounting Policies	4		
The accompanying notes are an integral part of the financial statements	1 to 51		

As per our report of even date attached

**For SUSHIL PODDAR & CO.**Chartered Accountants  
Firm Reg. No. 014969N**S.K. Poddar**

Partner

Mem. No. 094479

Gurugram, 29th May, 2024

**Yogesh Kumar Gautam**

Company Secretary

**Raj Kumar Chawla**

Chief Financial Officer

**For and on behalf of the Board****Manoj Khattar**

Whole-Time Director

DIN: 00694981

**Vivek Kapur**

Director

DIN: 09678378

## CONSOLIDATED STATEMENT OF CHANGES IN EQUITY FOR THE YEAR ENDED 31ST MARCH, 2024

Equity Share Capital	Rs. in Lakhs										
Particulars	Notes										Amount
Balance as at 31st March, 2022											1,220.71
Change in equity share capital during the year 2022-23											20.1
Balance as at 31st March, 2023											1,220.71
Change in equity share capital during the year 2023-24											0.23
Balance as at 31st March, 2024											1,220.94
<b>Other Equity (Refer note no. 21)</b>											
Particulars	Reserves and Surplus										Total
	Share appli- cation money pending for allotment	Employee Stock Options outstanding	Preferen- tial share Warrant Forfeited	Non-con- trolling Interest	Foreign Currency Translation Reserve (FCTR)	Capital Reserve	Securities Premium	General Reserve	Retained Earnings	Other Com- prehensive Income(defined benefit plan)	Total
<b>Balance as at 31st March, 2022</b>	-	89.44	925.75	139.55	566.57	8,470.77	7,859.24	3,625.38	9,355.95	72.70	31,105.35
Profit for the year	-	-	-	(3.51)	-	-	-	6,261.14	-	-	6,257.63
Other comprehensive income for the year	-	-	-	-	-	-	-	-	-	(33.84)	(33.84)
Currency Fluctuation Reserve	-	-	-	-	236.66	-	-	-	-	-	236.66
<b>Balance as at 31st March, 2023</b>	-	89.44	925.75	136.04	803.23	8,470.77	7,859.24	3,625.38	15,617.09	38.86	37,565.80
Profit for the year	-	-	-	(2.51)	-	-	-	-	22.28	-	19.77
Other comprehensive income for the year	-	-	-	-	-	-	-	-	-	1.88	1.88
Transfer from ESOP	-	(89.44)	-	-	-	-	10.75	79.59	-	-	0.90
Currency Fluctuation Reserve	-	-	-	-	189.78	-	-	-	-	-	189.78
<b>Balance as at 31st March, 2024</b>	-	-	925.75	133.53	993.01	8,470.77	7,869.99	3,704.97	15,639.37	40.74	37,778.13

As per our report of even date attached

### For SUSHIL PODDAR & CO.

Chartered Accountants  
Firm Reg. No. 014969N

**S. K. Poddar**

Partner  
Mem. No. 94479

Gurugram, 29th May, 2024

**Yogesh Kumar Gautam**

Company Secretary

**Raj Kumar Chawla**

Chief Financial Officer

**Manoj Khattar**

Whole-time Director  
DIN: 00694981

**Vivek Kapur**

Director  
DIN: 09678378

**For and on behalf of the Board**

**CONSOLIDATED STATEMENT OF CASH FLOW  
FOR THE YEAR ENDED 31ST MARCH, 2024**

Rs. in Lakhs

Particulars	Year Ended 31st March, 2024	Year Ended 31st March, 2023
<b>A. CASH FLOWS FROM OPERATING ACTIVITIES</b>		
<b>Profit / (Loss) before tax as per statement of Profit and Loss</b>	<b>694.11</b>	6,850.59
<i>Adjustment for :</i>		
Share of (profit)/loss of associates	<b>1,153.05</b>	(4,815.92)
Finance Cost	<b>4,213.57</b>	3,669.60
Depreciation and amortisation expenses	<b>2,553.30</b>	2,522.78
Loss/(Profit) on sale of fixed assets (net)	<b>(1.50)</b>	(2.34)
Rental Income	<b>(250.11)</b>	(246.96)
Interest income	-	(7.96)
Government grant income	<b>(4.44)</b>	(4.44)
	<b>8,357.98</b>	7,965.35
<b>Operating profit/(loss) before Working Capital Changes</b>		
<i>Movements in Working Capital:</i>		
Increase/ (decrease) in trade payables	<b>6,457.73</b>	(2,645.65)
Increase/ (decrease) in other financial liabilities	<b>(62.55)</b>	590.12
Increase/ (decrease) in other liabilities	<b>338.35</b>	(126.96)
Increase/ (decrease) in provisions	<b>56.19</b>	(135.70)
Decrease/ (increase) in inventories	<b>(5,340.23)</b>	(5,726.43)
Decrease/ (increase) trade receivables	<b>(1,415.19)</b>	8.44
Decrease/ (increase) in loan	<b>19.83</b>	(46.02)
Decrease/ (increase) in other current financial assets	<b>(896.16)</b>	1,289.45
Decrease/ (increase) in other current assets	<b>(386.75)</b>	64.99
Decrease/ (increase) in other non-current assets	<b>2.86</b>	(15.06)
Decrease/ (increase) in other non-current financial assets	<b>(14.62)</b>	(123.94)
<b>Cash (used in) / Generated from Operations</b>	<b>7,117.44</b>	1,098.59
Income tax paid (Net)	<b>(728.57)</b>	(175.82)
Currency Fluctuation reserve consolidation	<b>189.78</b>	236.61
<b>Net cash (used in)/ generated from operating activities - (A)</b>	<b>6,578.65</b>	1,159.38
<b>B. CASH FLOWS FROM INVESTING ACTIVITIES</b>		
Purchase of fixed assets	<b>(711.79)</b>	(2,136.61)
Capital advance/Capital creditors (net)	<b>(20.08)</b>	34.57
Proceeds from sale of fixed assets	<b>7.83</b>	4.89
Rental Income	<b>250.11</b>	246.96
Interest income	-	7.96
Fixed Deposit with bank	<b>(1,645.95)</b>	(322.01)
<b>Net cash from/ (used in) investing activities - (B)</b>	<b>(2,119.88)</b>	(2,164.24)

**CONSOLIDATED STATEMENT OF CASH FLOW  
FOR THE YEAR ENDED 31ST MARCH, 2024**

Rs. in Lakhs

Particulars	Year Ended 31st March, 2024	Year Ended 31st March, 2023
<b>C. CASH FLOWS FROM FINANCING ACTIVITIES</b>		
Proceeds of long-term borrowings (net)	(3,518.13)	257.56
Proceeds from short-term borrowings (net)	5,216.76	2,099.52
Payment of lease Liability	(170.58)	(200.37)
Share Capital including securities premium	1.14	-
Interest and processing fees paid (net)	(4,156.71)	(3,603.47)
<b>Net cash from/ (used in) financing activities - (C)</b>	<b>(2,627.52)</b>	<b>(1,446.76)</b>
<b>Net increase / (decrease) in cash and cash equivalents - (A+B+C)</b>	<b>1,831.25</b>	<b>(2,451.62)</b>
Cash and cash equivalents as at beginning of the year	874.20	3,325.82
<b>Cash and cash equivalents as at the end of the year</b>	<b>2,705.45</b>	<b>874.20</b>
<b>Components of cash and cash equivalents:</b>		
Cash on hand	24.19	27.90
Balances with scheduled banks:		
In current accounts	2,619.10	794.67
In deposit accounts	62.16	51.63
<b>Cash and cash equivalents in cash flow statement</b>	<b>2,705.45</b>	<b>874.20</b>

Note: The above consolidated statement of cash flows has been prepared under the 'Indirect Method' as set out in Ind AS - 7, Statement of Cash Flow.

As per our report of even date attached

**For SUSHIL PODDAR & CO.**

Chartered Accountants

Firm Reg. No. 014969N

**S.K. Poddar**

Partner

Mem. No. 094479

**Yogesh Kumar Gautam**

Company Secretary

**Raj Kumar Chawla**

Chief Financial Officer

**For and on behalf of the Board**

**Manoj Khattar**

Whole-Time Director

DIN: 00694981

**Vivek Kapur**

Director

DIN: 09678378

Gurugram, 29th May, 2024

## NOTES TO THE CONSOLIDATED FINANCIAL STATEMENTS

### 1. CORPORATE INFORMATION

Bhartiya International Limited ('the Holding Company') is a public limited company with domiciled in India and incorporated under the provisions of the Companies Act applicable in India. The Holding Company and its subsidiaries (hereinafter referred to as "the Group") is engaged in the business of manufacturing and trading of leather products & textile products. The Holding Company has its registered office at Chennai and its corporate office at Gurugram, Haryana.

### 2. BASIS OF PREPARATION

The consolidated financial statements have been prepared in accordance with the Indian Accounting Standards (hereinafter referred to as the 'Ind AS') as notified by Ministry of Corporate Affairs pursuant to Section 133 of the Companies Act, 2013 ('Act') read with of the Companies (Indian Accounting Standards) Rules, 2015.

The consolidated financial statements have been prepared on the historical cost basis except the certain financial instruments that are measured at fair values at the end of each reporting period, as explained in the accounting policies.

Based on the nature of products/activities and the time between acquisition of assets and their realisation in cash and cash equivalents, the Company has ascertained its operating cycle as 12 months for the purpose of current or non-current classification of assets and liabilities.

### 3. PRINCIPLES OF CONSOLIDATION

The financial statements of the Holding Company and its subsidiaries are combined on a line by line basis by adding together like items of assets, liabilities, equity, incomes, expenses and cash flows, after fully eliminating intra-group balances and intra-group transactions.

Profits or losses resulting from intra-group transactions that are recognised in assets, such as Inventory and Property, Plant and Equipment, are eliminated in full.

In case of foreign subsidiaries, revenue items are consolidated at the average rate prevailing during the year. All assets and liabilities are converted at rates prevailing at the end of the year. Any exchange difference arising on consolidation is recognised in the Foreign Currency Translation Reserve (FCTR).

Goodwill represents the difference between the Company's share in the net worth of subsidiaries and the cost of acquisition at each point of time of making the investment in the subsidiaries.

The audited / unaudited financial statements of foreign subsidiaries / associates have been prepared in accordance with the Generally Accepted Accounting Principle of its Country of Incorporation or Ind AS.

The Consolidated Financial Statements have been prepared using uniform accounting policies for like transactions and other events in similar circumstances.

The carrying amount of the parent's investment in each subsidiary is offset (eliminated) against the parent's portion of equity in each subsidiary.

Investment in Associates has been accounted under the Equity Method as per Ind AS 28 – Investments in Associates.

The Group accounts for its share of post-acquisition changes in net assets of associates after eliminating unrealised profits and losses resulting from transactions between the Group and its associates.

Non-Controlling Interest's share of profit / loss of consolidated subsidiaries for the year is identified and adjusted against the income of the Group in order to arrive at the net income attributable to shareholders of the Company.

Non-Controlling Interest's share of net assets of consolidated subsidiaries is identified and presented in the Consolidated Balance Sheet.

### 4. MATERIAL ACCOUNTING POLICIES

#### 4.1 Property, Plant and Equipment

Freehold land is carried at cost. All other items of property, plant and equipment and Capital work in progress (including Pre-operative expenses ) are measured at cost less accumulated depreciation and impairment losses, if any. Cost includes expenditures directly attributable to the acquisition of the asset. General and specific borrowing costs directly attributable to the construction of a qualifying asset are capitalized as part of the cost.

Depreciation is charged on a pro-rata basis at the straight-line method over estimated economic useful lives of its property, plant and equipment generally in accordance with that provided in the Schedule II.

Assets acquired under finance lease and leasehold improvements are amortized over the shorter of estimated useful life of the asset or the related lease term.



## NOTES TO THE CONSOLIDATED FINANCIAL STATEMENTS (CONTD).

### 4.2 Investment Properties

Property that is held for long-term rental yields or for capital appreciation or both, and that is not occupied by the Group, is classified as investment property. Investment property is measured at its cost, including related transaction costs and applicable borrowing costs less depreciation and impairment if any.

Depreciation is charged on a pro-rata basis at the straight-line method over estimated economic useful lives of building generally in accordance with that provided in the Schedule II of the Companies Act .

### 4.3 Intangible Assets

Intangible Assets are stated at cost of acquisition inclusive of incidental expenses related to acquisition. all related revenue expenditure including borrowing cost during the period of development forms part of value of assets capitalized.

Computer software are amortized using the straight Line Method over the period of three years.

Amortization of Intangible Assets-Brand at the overseas subsidiary are as per the rate applicable based on the useful life of assets.

### 4.4 Lease

Effective from 1st April, 2019, the Company adopted Ind AS 116 – Leases and applied the standard to all lease contracts existing as on 1st April, 2019 using the modified retrospective method on the date of initial application i.e. 1st April, 2019.

At inception of a contract, the Company assesses whether a contract is, or contains, a lease. A contract is, or contains, a lease if the contract conveys the right to control the use of an identified asset for a period of time in exchange for consideration.

#### Company as a Lessee

The Company applies a single recognition and measurement approach for all leases, except for short-term leases and leases of low value assets. The Company recognises lease liabilities to make lease payments and right-of-use assets representing the right to use the underlying assets.

#### (i) Right-of-use Assets (ROU Assets)

The Company recognises right-of-use assets at the commencement date of the lease (i.e., the date the underlying asset is available for use). Right-of-use assets are measured at cost, less any accumulated depreciation and impairment losses, and adjusted for any remeasurement of lease liabilities. The cost of right-of-use assets includes the amount of lease liabilities recognised, initial direct costs incurred, and lease payments made at or before the commencement date less any lease incentives received. Right-of-use assets are depreciated on a straight-line basis over the shorter of the lease term and the estimated useful lives of the assets.

If ownership of the leased asset transfers to the Company at the end of the lease term or the cost reflects the exercise of a purchase option, depreciation is calculated using the estimated useful life of the asset. The right-of-use assets are also subject to impairment.

#### (ii) Lease Liabilities

At the commencement date of the lease, the Company recognises lease liabilities measured at the present value of lease payments to be made over the lease term. The lease payments include fixed payments (including in substance fixed payments) less any lease incentives receivable, variable lease payments that depend on an index or a rate, and amounts expected to be paid under residual value guarantees. The lease payments also include the exercise price of a purchase option reasonably certain to be exercised by the Company and payments of penalties for terminating the lease, if the lease term reflects the Company exercising the option to terminate. Variable lease payments that do not depend on an index or a rate are recognised as expenses (unless they are incurred to produce inventories) in the period in which the event or condition that triggers the payment occurs. In calculating the present value of lease payments, the Company uses its incremental borrowing rate at the lease commencement date because the interest rate implicit in the lease is not readily determinable. After the commencement date, the amount of lease liabilities is increased to reflect the accretion of interest and reduced for the lease payments made. In addition, the carrying amount of lease liabilities is remeasured if there is a modification, a change in the lease term, a change in the lease payments (e.g., changes to future payments resulting from a change in an index or rate used to determine such lease payments) or a change in the assessment of an option to purchase the underlying asset. Lease liability and ROU assets have been separately presented in the Balance Sheet and lease payments have been classified as financing cash flows.

## NOTES TO THE CONSOLIDATED FINANCIAL STATEMENTS (CONTD).

### (iii) Short-term leases and leases of low-value assets

The Company applies the short-term lease recognition exemption to its short-term leases of machinery and equipment (i.e., those leases that have a lease term of 12 months or less from the commencement date and do not contain a purchase option). It also applies the lease of low-value assets recognition exemption to leases of office equipment that are considered to be low value. Lease payments on short-term leases and leases of low-value assets are recognised as expense on a straight-line basis over the lease term.

#### Company as a Lessor

Leases in which the Company does not transfer substantially all the risks and rewards incidental to ownership of an asset are classified as operating leases. Rental income arising is accounted for on a straight-line basis over the lease terms. Initial direct costs incurred in negotiating and arranging an operating lease are added to the carrying amount of the leased asset and recognised over the lease term on the same basis as rental income. Contingent rents are recognised as revenue in the period in which they are earned.

### 4.5 Inventories

Raw materials and consumables have been valued at cost after providing for obsolescence. Cost comprise of cost of purchase and other cost incurred in bringing the inventories to their present location and condition. Cost is determined on FIFO basis. Finished goods are value at cost or net realisable value whichever is lower. Cost of finished goods and work-in-progress include all costs of purchases, conversion costs and other costs incurred in bringing the inventories to their present location and condition. The net realisable value is the estimated selling price in the ordinary course of business less the estimated costs of completion and estimated costs necessary to make the sale.

### 4.6 Cash & Cash Equivalents

The Group cash and cash equivalents consist of cash on hand and in banks and demand deposits with banks, which can be withdrawn at any time, without prior notice or penalty on the principal.

For the purposes of the cash flow statement, cash and cash equivalents include cash on hand, in banks and demand deposits with banks, net of outstanding bank overdrafts that are repayable on demand and are considered part of the Group cash management system. In the balance sheet, bank overdrafts are presented under other current liabilities.

### 4.7 Employee Benefits

#### Defined Contribution Plan

Retirement benefit in the form of provident fund is a defined contribution scheme. The Group has no obligation, other than the contribution payable to the provident fund. The Group recognizes contribution payable to the provident fund scheme as expenditure, when an employee renders the related service.

#### Defined Benefit Plan

Gratuity is a defined benefit obligation. The Group accounts for the gratuity liability, based upon the actuarial valuation performed in accordance with the Projected Unit Credit method carried out at the year end, by an independent actuary.

Re-measurement, comprising actuarial gains and losses and the return on plan assets (excluding net interest), is reflected immediately in the balance sheet with a charge or credit recognised in other comprehensive income in the period in which they occur. Re-measurement recognised in other comprehensive income is reflected immediately in retained earnings and is not reclassified to profit or loss.

### 4.8 Financial Instruments

A financial instrument is any contract that gives rise to a financial asset of one entity and a financial liability or equity instrument of another entity.

#### Financial Assets

Financial assets are recognised when the Group becomes a party to the contractual provisions of the instrument.

On initial recognition, a financial asset is recognised at fair value, in case of Financial assets which are recognised at fair value through profit and loss (FVTPL), its transaction cost are recognised in the statement of profit and loss. In other cases, the transaction cost are attributed to the acquisition value of the financial asset.

## NOTES TO THE CONSOLIDATED FINANCIAL STATEMENTS (CONTD).

Financial assets are subsequently classified as measured at

- amortised cost
- fair value through profit and loss (FVTPL)
- fair value through other comprehensive income (FVOCI).

### Debt Instruments:

Debt instruments are initially measured at amortised cost, fair value through other comprehensive income ('FVOCI') or fair value through profit or loss ('FVTPL') till derecognition on the basis of (i) the entity's business model for managing the financial assets and (ii) the contractual cash flow characteristics of the financial asset.

#### (a) Measured at Amortised Cost:

Financial assets that are held within a business model whose objective is to hold financial assets in order to collect contractual cash flows that are solely payments of principal and interest, are subsequently measured at amortised cost using the effective interest rate ('EIR') method less impairment, if any. The amortisation of EIR and loss arising from impairment, if any is recognised in the Statement of Profit and Loss.

#### (b) Measured at Fair Value through Other Comprehensive Income:

Financial assets that are held within a business model whose objective is achieved by both, selling financial assets and collecting contractual cash flows that are solely payments of principal and interest, are subsequently measured at fair value through other comprehensive income. Fair value movements are recognized in the other comprehensive income (OCI). On derecognition, cumulative gain or loss previously recognised in OCI is reclassified from the equity to 'other income' in the Statement of Profit and Loss.

#### (c) Measured at Fair Value through Profit or Loss:

A financial asset not classified as either amortised cost or FVOCI, is classified as FVTPL. Such financial assets are measured at fair value with all changes in fair value, including interest income and dividend income if any, recognised as 'other income' in the Statement of Profit and Loss.

### Equity Instruments:

All investments in equity instruments classified under financial assets are initially measured at fair value, the Group may, on initial recognition, irrevocably elect to measure the same either at FVOCI or FVTPL.

The Group makes such election on an instrument-by-instrument basis. Fair value changes on an equity instrument is recognised as other income in the Statement of Profit and Loss unless the Company has elected to measure such instrument at FVOCI. Fair value changes excluding dividends, on an equity instrument measured at FVOCI are recognised in OCI. Amounts recognised in OCI are not subsequently reclassified to the Statement of Profit and Loss. Dividend income on the investments in equity instruments are recognised as 'other income' in the Statement of Profit and Loss.

### Derecognition

The Group derecognises a financial asset when the contractual rights to the cash flows from the financial asset expire, or it transfers the contractual rights to receive the cash flows from the asset.

### Financial Liabilities

#### Initial Recognition and Measurement

Financial liabilities are recognised when the Group becomes a party to the contractual provisions of the instrument. Financial liabilities are initially measured at the amortised cost unless at initial recognition, they are classified as fair value through profit and loss.

#### Subsequent Measurement

Financial liabilities are subsequently measured at amortised cost using the EIR method. Financial liabilities carried at fair value through profit or loss are measured at fair value with all changes in fair value recognised in the Statement of Profit and Loss.

#### Loans and Borrowings

After initial recognition, interest-bearing loans and borrowings are subsequently measured at amortised cost using the EIR method. Gains and losses are recognised in profit or loss when the liabilities are derecognised as well as through the EIR amortisation process.

## NOTES TO THE CONSOLIDATED FINANCIAL STATEMENTS (CONTD).

Amortised cost is calculated by taking into account any discount or premium on acquisition and fees or costs that are an integral part of the EIR. The EIR amortisation is included as finance costs in the statement of profit and loss.

### Trade and other payable

These amounts represent liabilities for goods and services provided to the Group prior to the end of financial year which are unpaid. The amounts are generally unsecured. Trade and other payable are presented as current liabilities unless payment is not due within 12 months after the reporting period. They are recognized initially at their fair value and subsequently measured at amortized cost using effective interest method.

### Derecognition

A financial liability is derecognised when the obligation specified in the contract is discharged, cancelled or expires.

### Derivative Instruments:

The Group enters into foreign exchange forward contracts to manage its exposure to foreign exchange rate risks. These contracts are initially recognised at fair value and subsequently, at the end of each reporting period, re-measured at their fair values on reporting date. The resulting gain or loss is recognised in profit or loss in the same line as the movement in the hedged exchange rate.

## 4.9 Provision and Contingent Liabilities

Provisions are recognised when the Group has a present legal or constructive obligation as a result of past events, it is probable that an outflow of resources will be required to settle the obligation and the amount can be reliably estimated. Provisions are not recognised for future operating losses.

Contingent Liabilities are disclosed in respect of possible obligations that arise from past events but their existence will be confirmed by the occurrence or non occurrence of one or more uncertain future events not wholly within the control of the Group or where any present obligation cannot be measured in terms of future outflow of resources or where a reliable estimate of the obligation cannot be made.

## 4.10 Revenue Recognition

Revenue from contract with customers is recognised when the Group satisfies performance obligation by transferring promised goods and services to the customer. Performance obligations are satisfied at the point of time when the customer obtains controls of the asset.

### Revenue from Services

Revenue from services is recognised in the accounting period in which the services are rendered.

### Other Operating Revenue - Export Incentives

"Export Incentives under various schemes are accounted in the year of export.

### Interest Income

Interest income is recognized using the effective interest rate (EIR) method

### Dividend Income

Dividend income on investments is recognised when the right to receive dividend is established.

## 4.11 Foreign Currency Translation

Transactions in foreign currencies are initially recorded in functional currency spot rates at the date the transaction first qualifies for recognition.

Monetary assets and liabilities denominated in foreign currencies are translated at the functional currency spot rates of exchange at the reporting date.

Exchange differences arising on settlement or translation of monetary items are recognised in profit or loss.

Non-monetary items that are measured in terms of historical cost in a foreign currency are not retranslated.

## 4.12 Income Tax

Income tax comprises current and deferred tax. Income tax expense is recognized in the statement of profit and loss except to the extent it relates to items directly recognized in other comprehensive income.

## NOTES TO THE CONSOLIDATED FINANCIAL STATEMENTS (CONTD).

### Current Tax

The tax currently payable is based on taxable profit for the year. Taxable profit differs from profit before tax as reported in the statement of profit and loss because of items of income or expense that are taxable or deductible in other years and items that are never taxable or deductible. The Group current tax is calculated using tax rates that have been enacted or substantively enacted by the end of the reporting period. The Group offsets current tax assets and current tax liabilities, where it has a legally enforceable right to set off the recognized amounts and where it intends either to settle on a net basis, or to realize the asset and liability simultaneously.

### Deferred Tax

Deferred tax is recognised on temporary differences between the carrying amounts of assets and liabilities in the financial statements and the corresponding tax bases used in the computation of taxable profit. Deferred tax liabilities are generally recognised for all taxable temporary differences. Deferred tax assets are generally recognised for all deductible temporary differences to the extent that it is probable that taxable profits will be available against which those deductible temporary differences can be utilised.

The carrying amount of deferred tax assets is reviewed at the end of each reporting period and reduced to the extent that it is no longer probable that sufficient taxable profits will be available to allow all or part of the asset to be recovered.

Deferred tax liabilities and assets are measured at the tax rates that are expected to apply in the period in which the liability is settled or the asset realised, based on tax rates (and tax laws) that have been enacted or substantively enacted by the end of the reporting period.

The Group offsets deferred income tax assets and liabilities, where it has a legally enforceable right to offset current tax assets against current tax liabilities, and they relate to taxes levied by the same taxation authority on either the same taxable entity, or on different taxable entities where there is an intention to settle the current tax liabilities and assets on a net basis or their tax assets and liabilities will be realized simultaneously.

### 4.13 Earning Per Share

Basic earnings per share is computed by dividing the profit after tax by the weighted average number of equity shares outstanding during the year.

Diluted earnings per share is computed by dividing the profit after tax as adjusted for dividend, interest and other charges to expense or income relating to the dilutive potential equity shares, by the weighted average number of equity shares considered for deriving basic earnings per share and the weighted average number of equity shares which could have been issued on the conversion of all dilutive potential equity shares.

### 4.14 Borrowing Cost

Borrowing cost includes interest, amortization of ancillary costs incurred in connection with the arrangement of borrowings and exchange differences arising from foreign currency borrowings to the extent they are regarded as an adjustment to the interest cost. Borrowing costs directly attributable to the acquisition, construction or production of an asset that necessarily takes a substantial period of time to get ready for its intended use or sale are capitalized as part of the cost of the respective asset. All other borrowing costs are expensed in the period they are incurred.

### 4.15 Government Grants

Government grants are not recognised until there is reasonable assurance that the Group will comply with the conditions attaching to them and that the grants will be received.

Government grants are recognised in profit or loss on a systematic basis over the periods in which the Group recognises as expenses the related costs for which the grants are intended to compensate.

Government grants relating to the purchase of property, plant and equipment are included in non-current liabilities as deferred income and are credited to Profit and Loss on a straight - line basis over the expected lives of related assets and presented within other income.

### 4.16 Share Based Payment

Equity-settled share-based payments to employees are measured at the fair value of the equity instruments at the grant date.



## NOTES TO THE CONSOLIDATED FINANCIAL STATEMENTS (CONTD).

The fair value determined at the grant date of the equity-settled share-based payments is expensed on a straight-line basis over the vesting period, based on the Company's estimate of equity instruments that will eventually vest, with a corresponding increase in equity. At the end of each reporting period, the Group revises its estimate of the number of equity instruments expected to vest. The impact of the revision of the original estimates, if any, is recognised in profit or loss such that the cumulative expense reflects the revised estimate, with a corresponding adjustment to the equity-settled employee benefits reserve.

### 4.17 Critical Estimates and Judgements -

The preparation of financial statements requires the use of accounting estimates which by definition will seldom equal the actual results. Management also need to exercise judgement in applying the Group's accounting policies.

This note provides an overview of the areas that involved a higher degree of judgement or complexity, and items which are more likely to be materially adjusted due to estimates and assumptions turning out to be different than those originally assessed. Detailed information about each of these estimates and judgements is included in relevant notes together with information about the basis of calculation for each affected line item in the financial statements.

#### **The areas involving Critical Estimates or Judgement are:**

Estimation of Defined benefit obligation

Estimation of current tax expenses and Payable

Useful lives of depreciable assets

Provision and contingent liability

Carry value of investment in associates

**NOTES TO THE CONSOLIDATED FINANCIAL STATEMENTS (CONTD).****5. PROPERTY, PLANT AND EQUIPMENT****Rs. in Lakhs**

Particulars	LAND		OTHER THAN LAND					Total
	Freehold	Buildings	Plant and Equipment	Furniture and Fixtures	Vehicles	Office Equipment	Computer Equipment	
<b>Gross Carrying Amount</b>								
<b>Balance as at 31st March, 2022</b>	255.70	6,480.45	7,463.77	1,411.62	270.15	457.56	269.66	16,608.91
Addition	-	1,794.17	987.77	55.86	49.24	42.07	51.57	2,980.68
Disposal	-	-	8.40	1.36	120.82	-	0.35	130.93
<b>Balance as at 31st March, 2023</b>	<b>255.70</b>	<b>8,274.62</b>	<b>8,443.14</b>	<b>1,466.12</b>	<b>198.57</b>	<b>499.63</b>	<b>320.88</b>	<b>19,458.66</b>
Addition	-	12.10	259.26	60.38	166.07	48.22	53.93	599.96
Disposal	-	-	7.12	13.95	61.10	64.58	0.48	147.23
<b>Balance as at 31st March, 2024</b>	<b>255.70</b>	<b>8,286.72</b>	<b>8,695.28</b>	<b>1,512.55</b>	<b>303.54</b>	<b>483.27</b>	<b>374.33</b>	<b>19,911.39</b>
<b>Accumulated Depreciation</b>								
<b>Balance as at 31st March, 2022</b>	-	970.30	2,180.23	461.31	110.33	284.78	205.08	4,212.03
Addition	-	225.63	539.70	151.48	23.77	42.36	32.80	1,015.74
Disposal	-	-	7.28	1.03	76.05	-	0.13	84.49
<b>Balance as at 31st March, 2023</b>	<b>-</b>	<b>1,195.93</b>	<b>2,712.65</b>	<b>611.76</b>	<b>58.05</b>	<b>327.14</b>	<b>237.75</b>	<b>5,143.28</b>
Addition	-	268.14	566.36	119.31	32.61	43.88	41.35	1,071.65
Disposal	-	-	6.54	-	48.54	61.22	0.45	116.75
<b>Balance as at 31st March, 2024</b>	<b>-</b>	<b>1,464.07</b>	<b>3,272.47</b>	<b>731.07</b>	<b>42.12</b>	<b>309.80</b>	<b>278.65</b>	<b>6,098.18</b>
<b>Net carrying amount</b>								
<b>Balance as at 31st March, 2023</b>	255.70	7,078.69	5,730.49	854.36	140.52	172.49	83.13	<b>14,315.38</b>
<b>Balance as at 31st March, 2024</b>	255.70	6,822.65	5,422.81	781.48	261.42	173.47	95.68	<b>13,813.21</b>

**a) Title deeds of Immovable Properties not held in name of the Company**

Relevant line item in the Balance Sheet	Description of item of Property	Gross Carrying Value	Title deeds held in the Name of	Whether title deed holder is a promoter or director or Relative of Promoter Director	Property held since which date	Reason for not being held in the name of the company
PPE	Building	18.50	Pardeep Goyal	Relative of Director	12.08.2000	Due to issue in Registration

b) All immovable property is held in the name of company except mentioned above.

c) The company has not revalued its Property, Plant and Equipment during the current reporting period.

d) The company does not hold any Benami Property and does not have any proceedings initiated or pending for holding benami property under the Benami Transactions (Prohibitions) Act, 1988.

**5.1 Capital Work in Progress****Rs. in Lakhs**

<b>31st March, 2023</b>	-
<b>31st March, 2024</b>	<b>129.06</b>

**5.1.1 Ageing of Capital Work-in-Progress ageing**

	Amount in CWIP for a period of				
	Less than 1 Year	1-2 Year	2-3 Year	More than 3 Year	Total
<b>31st March, 2024</b>					
Projects in Process	129.06	-	-	-	<b>129.06</b>
<b>31st March, 2023</b>					
Projects in Process	-	-	-	-	-

**NOTES TO THE CONSOLIDATED FINANCIAL STATEMENTS (CONTD).****5.2 RIGHT OF USE ASSETS**

<b>Particulars</b>	<b>Rs. in Lakhs</b>		
	<b>Land</b>	<b>Building</b>	<b>Total</b>
Balance as at 31st March, 2022	532.34	892.48	1,424.82
Addition		101.15	101.15
Balance as at 31st March, 2023	532.34	993.63	1,525.97
Addition		-	-
Disposal/Adjustment			-
<b>Balance as at 31st March, 2024</b>	<b><u>532.34</u></b>	<b><u>993.63</u></b>	<b><u>1,525.97</u></b>
Accumulated Depreciation			
Balance as at 31st March, 2022	37.92	267.18	305.10
Addition	12.64	151.59	164.23
Balance as at 31st March, 2023	50.56	418.77	469.33
Addition	12.64	129.11	141.75
<b>Balance as at 31st March, 2024</b>	<b><u>63.20</u></b>	<b><u>547.88</u></b>	<b><u>611.08</u></b>
Net carrying amount			
Balance as at 31st March, 2023	481.78	574.86	1,056.64
<b>Balance as at 31st March, 2024</b>	<b><u>469.14</u></b>	<b><u>445.75</u></b>	<b><u>914.89</u></b>

**6. INVESTMENT PROPERTIES**

<b>Particulars</b>	<b>Land &amp; Building</b>
<b>Gross Carrying amount</b>	
<b>Balance as at 31st March, 2022</b>	594.85
Addition	
Disposal	
<b>Balance as at 31st March, 2023</b>	<b><u>594.85</u></b>
Addition	
Disposal	
<b>Balance as at 31st March, 2024</b>	<b><u>594.85</u></b>
<b>Accumulated Depreciation</b>	
<b>Balance as at 31st March, 2022</b>	65.44
Addition	10.91
Disposal	
<b>Balance as at 31st March, 2023</b>	<b><u>76.35</u></b>
Addition	10.91
Disposal	
<b>Balance as at 31st March, 2024</b>	<b><u>87.26</u></b>
<b>Net Carrying Amount</b>	
<b>Balance as at 31st March, 2023</b>	518.50
<b>Balance as at 31st March, 2024</b>	<b><u>507.59</u></b>
<b>Fair Value</b>	
<b>As at 31st March, 2023</b>	3,434.68
<b>As at 31st March, 2024</b>	<b>3321.15</b>

**NOTES TO THE CONSOLIDATED FINANCIAL STATEMENTS (CONTD).**

<b>6.1 Particulars</b>	<b>Rs. in Lakhs</b>	
	<b>Year Ended 31st March, 2024</b>	<b>Year Ended 31st March, 2023</b>
Rental income derived from investment properties	<b>206.48</b>	206.48
Direct operating expenses (including repairs and maintenance) generating rental income	<b>1.67</b>	1.58
<b>Income arising from investment properties before depreciation</b>	<b><u>204.81</u></b>	<u>204.90</u>
Depreciation	<b>10.91</b>	10.91
<b>Income from investment properties (Net)</b>	<b><u>193.90</u></b>	<u>193.99</u>

<b>6.2 Maturity Analysis of Lease Payments to be received in aggregate &amp; each of following year:</b>			
<b>Particulars</b>	<b>As at 31st March, 2024</b>	<b>As at 31st March, 2023</b>	
Not later than one year	<b>207.38</b>	265.07	
Later than one year and not later than five years	<b>823.42</b>	1,055.82	
Later than five years	<b>29.00</b>	180.72	

**6.3 Estimation of Fair Value**

The fair valuation is based on current prices in the active market for similar properties. The main inputs used are quantum, area, location, demand, restrictive entry to the complex, age of building and trend of fair market rent in village/city area.

This valuation is based on valuations performed by an accredited independent valuer. Fair valuation is based on replacement cost method. The fair value measurement is categorised in level 2 fair value hierarchy.

**7. INTANGIBLE ASSETS**

<b>Particulars</b>	<b>Rs. in Lakhs</b>			
	<b>Goodwill</b>	<b>Computer Software</b>	<b>Brand/ Patent</b>	<b>Total</b>
<b>Gross Carrying Amount</b>				
<b>Balance as at 31st March, 2022</b>	7.99	365.38	6,611.33	6,984.70
Addition	-	11.35	-	11.35
Disposal	-	-	-	-
<b>Balance as at 31st March, 2023</b>	<u>7.99</u>	<u>376.73</u>	<u>6,611.33</u>	<u>6,996.05</u>
Addition	-	6.92	-	6.92
Disposal	-	-	-	-
<b>Balance as at 31st March, 2024</b>	<u>7.99</u>	<u>383.65</u>	<u>6,611.33</u>	<u>7,002.97</u>
<b>Accumulated Depreciation</b>				
<b>Balance as at 31st March, 2022</b>	7.99	308.42	1,359.16	1,675.57
Addition	-	18.86	1,313.04	1,331.90
Disposal	-	-	-	-
<b>Balance as at 31st March, 2023</b>	<u>7.99</u>	<u>327.28</u>	<u>2,672.20</u>	<u>3,007.47</u>
Addition	-	15.95	1,313.04	1,328.99
Disposal	-	-	-	-
<b>Balance as at 31st March, 2024</b>	<u>7.99</u>	<u>343.23</u>	<u>3,985.24</u>	<u>4,336.46</u>
<b>Net Carrying Amount</b>				
<b>Balance as at 31st March, 2023</b>	-	49.45	3,939.13	3,988.58
<b>Balance as at 31st March, 2024</b>	-	40.42	2,626.09	2,666.51

- a) There are no intangible assets under development in the company during the current reporting period.
- b) The Company has not revalued its intangible Assets during the current reporting period

**NOTES TO THE CONSOLIDATED FINANCIAL STATEMENTS (CONTD).**

Rs. in Lakhs

**8. INVESTMENTS ACCOUNTED FOR USING EQUITY METHOD**

Particulars	No. of		As at	
	Shares/Units	31st March, 2024	Shares/Units	31st March, 2023
<b>Investments in Associates (Unquoted at Cost )</b>				
(a) Investment in Associate Company #				
Equity Shares	<b>3,43,93,260</b>	<b>4,250.10</b>	3,43,93,260	5,403.15
		<u><b>4,250.10</b></u>		<u>5,403.15</u>
<b>#Particulars of Investment in Associate Company</b>				
<b>A) Bhartiya Urban Pvt. Ltd.</b>				
% of ownership interest		<b>36.77%</b>		36.77%
Cost of Acquisition		<b>3,999.60</b>		3,999.60
Share of Reserves & Surplus		<b>251.18</b>		1,404.23
Carrying Value		<u><b>4,250.78</b></u>		<u>5,403.83</u>
<b>B) TADA Mega Leather Cluster Pvt. Ltd.</b>				
% of ownership interest		<b>50.00%</b>		50.00%
Cost of Acquisition		<b>0.50</b>		0.50
Share of Post Acquisition Reserves & Surplus		<b>(1.18)</b>		(1.18)
Carrying Value		<u><b>(0.68)</b></u>		<u>(0.68)</u>
<b>Total (A+B)</b>		<u><b>4,250.10</b></u>		<u>5,403.15</u>

**9. NON-CURRENT INVESTMENTS**

Particulars	As on 31st March, 2024		As on 31st March, 2023	
	Units/ Share (No.)	Amount (Rs.)	Units/ Share (No.)	Amount (Rs.)
<b>A) Investments in Mutual Funds (Unquoted)</b>				
<b>At Fair Value through Profit and Loss</b>				
i) Reliance ETF Liquid BeES	<b>1.222</b>	<b>0.01</b>	1.222	0.01
		<u><b>0.01</b></u>		<u>0.01</u>
<b>B) Investments in Equity Shares (Unquoted)</b>				
<b>At Fair Value through Profit and Loss</b>				
i) Pallavaram Tanners Industrial Effluent Treatment co. Ltd.	<b>31,525</b>	<b>35.00</b>	31,525	35.00
<b>Total (A+B)</b>		<u><b>35.01</b></u>		<u>35.01</u>
<b>Aggregate amount of unquoted Investments</b>		<b>35.01</b>		35.01
<b>Aggregate amount of impairment in value of unquoted Investments</b>		-		-



**NOTES TO THE CONSOLIDATED FINANCIAL STATEMENTS (CONTD).****10. OTHER NON FINANCIAL CURRENT ASSETS****Rs. in Lakhs**

Particulars	As at	
	31st March, 2024	31st March, 2023
(Unsecured & Considered Good)		
(a) Security and Other Deposits	<b>298.75</b>	261.68
(b) Other Advance	<b>37.43</b>	59.88
(c) Fixed deposit maturity more than 12 months (Lien with bank against various facilities)	<b>1,789.09</b>	2,205.80
<b>TOTAL</b>	<b><u>2,125.27</u></b>	<u>2,527.36</u>

**11. OTHER NON CURRENT ASSETS**

(a) Capital Advances	<b>22.88</b>	31.57
(b) Security Deposit with Govt. Authority	<b>26.10</b>	26.10
(c) Prepaid Expenses	<b>5.40</b>	7.20
(d) Prepayment Lease Rent	<b>8.76</b>	9.82
<b>TOTAL</b>	<b><u>63.14</u></b>	<u>74.69</u>

**12. INVENTORIES**

(a) Raw Materials	<b>39,594.65</b>	36,404.24
(b) Raw Materials -In transit	<b>190.60</b>	126.52
(c) Stock-in-Progress	<b>1,291.04</b>	735.61
(d) Finished Goods	<b>11,326.11</b>	9,036.33
(e) Land and Land development	<b>1,256.12</b>	1,256.12
(f) Consumable Store	<b>3,800.60</b>	4,560.07
<b>TOTAL</b>	<b><u>57,459.12</u></b>	<u>52,118.89</u>

**13. CURRENT INVESTMENT**

Particulars	As at 31st March, 2024		As at 31st March, 2023	
	Shares (No)	Amount (Rs)	Shares (No)	Amount (Rs)
A) <b>Investment In Equity Instrument (Unquoted)</b>				
<b>At Fair Value through Profit and Loss</b>				
i) Sai Rayalaseema Paper Mills Ltd.	<b>31,792</b>	-	31,792	-
		-		-
<b>Aggregate Amount of Unquoted Investments</b>		-		-

**NOTES TO THE CONSOLIDATED FINANCIAL STATEMENTS (CONTD).****14. TRADE RECEIVABLES****Rs. in Lakhs**

<b>Particulars</b>	<b>As at 31st March, 2024</b>	<b>As at 31st March, 2023</b>
(Unsecured, considered good)		
(a) Trade Receivable	<b>14,520.79</b>	12,969.92
(b) Allowance for excepted credit loss	<b>(135.68)</b>	-
<b>TOTAL</b>	<b><u>14,385.11</u></b>	<u>12,969.92</u>

**Trade receivable ageing schedule for the year ended as on 31st March, 2024**

<b>Particulars</b>	<b>Outstanding for following periods from due date of payment</b>					
	<b>Less than 6 Months</b>	<b>6 Months - 1 Year</b>	<b>1-2 Years</b>	<b>2-3 Years</b>	<b>More than 3 Years</b>	<b>Total</b>
Undisputed -Trade Receivable Considered Good	10,817.08	1,662.68	1,288.16	235.28	62.40	14,065.60
Undisputed -Trade Receivable Credit Impaired					455.19	455.19
<b>Total</b>	<b>10,817.08</b>	<b>1,662.68</b>	<b>1,288.16</b>	<b>235.28</b>	<b>517.59</b>	<b>14,520.79</b>

**Trade receivable ageing schedule for the year ended as on 31st March, 2023**

<b>Particulars</b>	<b>Outstanding for following periods from due date of payment</b>					
	<b>Less than 6 Months</b>	<b>6 Months - 1 Year</b>	<b>1-2 Years</b>	<b>2-3 Years</b>	<b>More than 3 Years</b>	<b>Total</b>
Undisputed -Trade Receivable Considered Good	10,462.27	1,340.58	339.02	228.90	599.15	12,969.92
<b>Total</b>	<b>10,462.27</b>	<b>1,340.58</b>	<b>339.02</b>	<b>228.90</b>	<b>599.15</b>	<b>12,969.92</b>

**15. CASH AND CASH EQUIVALENT**

<b>Particulars</b>	<b>As at 31st March, 2024</b>	<b>As at 31st March, 2023</b>
a) Balances with Banks		
In current accounts	<b>2,619.10</b>	794.67
In deposit accounts	<b>62.16</b>	51.63
b) Cash on Hand	<b>24.19</b>	27.90
<b>TOTAL</b>	<b><u>2,705.45</u></b>	<u>874.20</u>

**16. BANK BALANCES OTHER THAN CASH & CASH EQUIVALENTS**

a) Fixed Deposit with the bank	<b>4,444.48</b>	2,380.11
b) Unclaimed dividend accounts	<b>3.20</b>	4.91
<b>TOTAL</b>	<b><u>4,447.68</u></b>	<u>2,385.02</u>

16.1 Fixed deposits of Rs. 4444.47 Lacs (previous year Rs 2380.10 Lacs) are pledged with the banks for various limits and facilities granted.

**NOTES TO THE CONSOLIDATED FINANCIAL STATEMENTS (CONTD).****17. CURRENT LOAN****Rs. in Lakhs**

<b>Particulars</b>	<b>As at 31st March, 2024</b>	<b>As at 31st March, 2023</b>
(Unsecured & Considered Good)		
(a) Loan to Employee	<b>139.00</b>	158.83
<b>TOTAL</b>	<b><u>139.00</u></b>	<u>158.83</u>

**18. OTHER CURRENT FINANCIAL ASSETS**

a) Export incentive Receivable	<b>857.88</b>	694.26
b) Vat / GST receivable	<b>2,021.04</b>	1,282.67
c) Other Advance	<b>24.37</b>	4.58
d) Security and Other Deposits	<b>86.34</b>	111.96
<b>TOTAL</b>	<b><u>2,989.63</u></b>	<u>2,093.47</u>

**19. OTHER CURRENT ASSETS**

a) Advances with Suppliers	<b>2,202.59</b>	1,969.00
b) Prepaid Expenses	<b>624.81</b>	454.15
c) Mat Credit Entitlement	<b>14.35</b>	14.35
d) Other Advances	<b>27.20</b>	44.70
<b>TOTAL</b>	<b><u>2,868.95</u></b>	<u>2,482.20</u>

**20. SHARE CAPITAL****Authorised Share Capital**

a) 20,000,000 (31st March, 2023: 20,000,000) Equity Shares of Rs. 10/- each	<b>2,000.00</b>	2,000.00
b) 500,000 (31st March, 2023: 500,000) Preference Shares of Rs. 100/- each	<b>500.00</b>	500.00
	<b><u>2,500.00</u></b>	<u>2,500.00</u>

**Issued, Subscribed & Paid up :**

a) 12,209,411 (31st March, 2023: 12,207,129) Equity Shares of Rs.10/- each fully paid Up.	<b>1,220.94</b>	1,220.71
<b>TOTAL</b>	<b><u>1,220.94</u></b>	<u>1,220.71</u>

**NOTES TO THE CONSOLIDATED FINANCIAL STATEMENTS (CONTD).****Rs. in Lakhs**

20.1 Reconciliation of the number of shares and amount outstanding at the beginning and at the end of the reporting year:

<b>Particulars</b>	<b>As at 31st March, 2024</b>		<b>As at 31st March, 2023</b>	
	<b>No. of Shares</b>	<b>Amount</b>	<b>No. of Shares</b>	<b>Amount</b>
Shares outstanding at the beginning of the year	<b>1,22,07,129</b>	<b>1,220.71</b>	1,22,07,129	1,220.71
Shares Issued during the year	<b>2,282</b>	<b>0.23</b>	-	-
Shares outstanding at the end of the year	<b>1,22,09,411</b>	<b>1,220.94</b>	1,22,07,129	1,220.71

20.2 The details of Shareholders holding more than 5% shares

<b>Name of the Share holders</b>	<b>As at 31st March, 2024</b>		<b>As at 31st March, 2023</b>	
	<b>No. of Shares</b>	<b>% of Holding</b>	<b>No. of Shares</b>	<b>% of Holding</b>
(a) Snehdeep Aggarwal	<b>11,43,362</b>	<b>9.36</b>	11,43,362	9.37
(b) Bhartiya Infotech Pvt. Ltd.	<b>10,10,000</b>	<b>8.27</b>	10,10,000	8.27
(c) Bhartiya Global Ventures Pvt. Ltd.	<b>30,47,100</b>	<b>24.96</b>	30,47,100	24.96
(d) Bhartiya Advisory Services Pvt. Ltd.	<b>6,81,913</b>	<b>5.59</b>	6,81,913	5.59
(e) TIMF Holdings	<b>7,06,474</b>	<b>5.79</b>	7,06,474	5.79
(f) Chartered Finance & Leasing Ltd.	<b>7,90,500</b>	<b>6.47</b>	7,90,500	6.48

20.3 Shares Reserved for issue under options

<b>Particulars</b>	<b>As at</b>	<b>As at</b>
	<b>31st March, 2024</b>	<b>31st March, 2023</b>
	<b>No. of Shares</b>	<b>No. of Shares</b>
a) Under 2013 employee stock option plan : Equity share of Rs.10/- each, at an exercise price of Rs.50/- per share	-	20,751

20.4 Aggregate number of share issued for consideration other than cash during the period of five years immediately preceding the reporting date, wherever applicable is given below:

**Rs. in Lakhs**

<b>Particulars</b>	<b>31st</b>	<b>31st</b>	<b>31st</b>	<b>31st</b>	<b>31st</b>
	<b>March</b>	<b>March</b>	<b>March</b>	<b>March</b>	<b>March</b>
	<b>2024</b>	<b>2023</b>	<b>2022</b>	<b>2021</b>	<b>2020</b>
Shares issued during the period of five Years immediately preceding the reporting date on exercise of option granted under the Employee Stock Option Plan (ESOP) wherein part consideration was received in form of employee services.	2,282	-	4,760	500	7,695

**NOTES TO THE CONSOLIDATED FINANCIAL STATEMENTS (CONTD).**

<b>Rs. in Lakhs</b>			
<b>Share held by promoter at 31st March, 2024</b>			
<b>Promoter Name</b>	<b>No. of Shares</b>	<b>% of Total Shares</b>	<b>% Change during the year</b>
Snehdeep Aggarwal	11,43,362	9.36%	-
Ramesh Bhatia	3,40,250	2.79%	-
<b>Promoters Group</b>			
Arjun Aggarwal	4,96,150	4.06%	-
Kanwal Aggarwal	1,90,374	1.56%	-
Snehdeep Aggarwal HUF	50,000	0.41%	-
Parushni Aggarwal	7,500	0.06%	-
Pawan Aggarwal	5,000	0.04%	-
Bhartiya Global Venture Pvt. Ltd.	30,47,100	24.96%	-
Bhartiya Infotech Pvt. Ltd.	10,10,000	8.27%	-
Bhartiya Advisory Services Pvt. Ltd.	6,81,913	5.59%	-
R.L Bhatia Associates Pvt. Ltd.	30,000	0.25%	-

20.5 The Company has only one class of equity shares having a par values of Rs. 10/- per share. Each holder of equity share is entitled to one vote per share. In the event of liquidation of the Company, the holders of equity shares will be entitled to receive remaining assets of the Company in proportion of the number of equity share held by the shareholders.

20.6 During the year, the company has allotted 2282 (31st March 2023: NIL) Equity share of Rs.10/- each fully paid to its employee under employee stock option plan (ESOP 2013).

## NOTES TO THE CONSOLIDATED FINANCIAL STATEMENTS (CONTD).

### 21. OTHER EQUITY

Rs. in Lakhs

Particulars	Reserves and Surplus							Total		
	Employee Stock Options outstanding	Preferential share Warrant Forfeited	Non-controlling Interest	Foreign Currency Translation Reserve (FCTR)	Capital Reserve	Securities Premium	General Reserve		Retained Earnings	Other Comprehensive Income/(defined benefit plan)
<b>Balance as at 31st March, 2022</b>	89.44	925.75	139.55	566.57	8,470.77	7,859.24	3,625.38	9,355.95	72.70	31,105.35
Profit for the year	-	-	(3.51)	-	-	-	-	6,261.14	-	6,257.63
Other comprehensive income for the year	-	-	-	-	-	-	-	-	(33.84)	(33.84)
Currency Fluctuation Reserve	-	-	-	236.66	-	-	-	-	-	236.66
<b>Balance as at 31st March, 2023</b>	89.44	925.75	136.04	803.23	8,470.77	7,859.24	3,625.38	15,617.09	38.86	37,565.80
Profit for the year	-	-	(2.51)	-	-	-	-	22.28	-	19.77
Other comprehensive income for the year	-	-	-	-	-	-	-	-	1.88	1.88
Transfer from ESOP	(89.44)	-	-	-	-	10.75	79.59	-	-	0.90
Currency Fluctuation Reserve	-	-	-	189.78	-	-	-	-	-	189.78
<b>Balance as at 31st March, 2024</b>	-	925.75	133.53	993.01	8,470.77	7,869.99	3,704.97	15,639.37	40.74	37,778.13

21.1 Pursuant to Shareholders' resolution dated 23rd September, 2013, the company instituted an Employee Stock Option Plan ('ESOP 2013') in the year 2013. The vesting period of the scheme expired/completed on 31st December, 2023. Options which were not exercised by the employees lapsed and the scheme is completed and no longer in force. Accordingly, the balance in the ESOP reserve has been transferred to the general reserve.



**NOTES TO THE CONSOLIDATED FINANCIAL STATEMENTS (CONTD).****22. NON-CURRENT BORROWINGS****Rs. in Lakhs**

Particulars	As at 31st March, 2024	As at 31st March, 2023
<b>Secured</b>		
- Term Loans from Banks	<b>10,049.87</b>	15,859.79
- Vehicle Loans from Banks	<b>139.46</b>	39.83
<b>TOTAL</b>	<b><u>10,189.33</u></b>	<u>15,899.62</u>

Above total is net of instalments falling due within a year in respect of all the above Loans aggregating of Rs. 5950.59 lakhs (31st March, 2023 Rs. 3758.43 Lakhs) that have been grouped under "Current Borrowing". (Refer note no. 26).

**Nature of security and terms of repayment for long term secured borrowings:**

	Nature of Security	Terms of Repayment
22.01	Term Loans from HDFC Bank, balance outstanding amounting to Rs 750.00 Lacs (March 31, 2023 Rs. 750.00 lacs) is secured by second charge on all existing securities given to HDFC Bank.	The Loan is repayable in 48 Monthly Installment starting from Aug 2024. Last installment due in July 2028. Rate of interest 9.25 % p.a. as at year end .
22.02	Term Loans from HDFC Bank, balance outstanding amounting to Rs. 1146.62 lacs (March 31, 2023 is Rs.1381.22 lacs) is secured by First Charge on the commercial property situated at Institutional Plot No 38, Sector 44, Gurgaon and personal guarantee of one of the Director.	Repayable in 40 Quarterly Installment starting from Oct, 2018. Last installment due in Aug 2028. Rate of Interest 10.00 % p.a. as at year end.
22.03	Term Loans from INDUSIND Bank, balance outstanding amounting to Rs 2630.00 lacs (March 31, 2023 is Rs. 3650.00 lacs) is secured by Equitable Mortgage of 9 acres 81 cents land situated in Tamil Nadu. Personal Guarantee of one Director.	The Loan is repayable in 23 Quarterly Installment starting from Sep 2020. Last installment due in Mar 2026. Rate of interest 11.00 % p.a. as at year end .
22.04	Term Loans from SBI Bank, balance outstanding amounting to Rs 245 lacs (March 31, 2023 is Rs. 396.67 lacs) . secured by second charge on all existing securities given to SBI.	The Loan is repayable in 48 Monthly Installment starting from Feb 2022. Last installment due in Jan 2026. Rate of interest 7.95 % p.a. as at year end .
22.05	Term Loans from SBM Bank, balance outstanding amounting to Rs 450.47 lacs (March 31, 2023 is Rs. 696.22 lacs) is secured by second charge on all existing securities given to SBM Bank.	The Loan is repayable in 48 Monthly Installment starting from Feb 2022. Last installment due in Jan 2026. Rate of interest 9.25 % p.a. as at year end .
22.06	Term Loans from HDFC Bank, balance outstanding amounting to Rs 843.75 lacs (March 31, 2023 is Rs. 1218.75 lacs). Secured by second charge on all existing securities given to HDFC Bank.	The Loan is repayable in 48 Monthly Installment starting from Jul 2022. Last installment due in Jun 2026. Rate of interest 9.25 % p.a. as at year end .
22.07	Term Loans from INDUSIND Bank, balance outstanding amounting to Rs 927.08 lacs (March 31, 2023 is Rs. 1372.08 lacs). secured by second charge on all existing securities given to Indusind Bank.	The Loan is repayable in 48 Monthly Installment starting from May 2022. Last installment due in Apr 2026. Rate of interest 9.25 % p.a. as at year end .

## NOTES TO THE CONSOLIDATED FINANCIAL STATEMENTS (CONTD).

### Nature of security and terms of repayment for long term secured borrowings:

	Nature of Security	Terms of Repayment
22.08	Term Loans from SBI Bank, balance outstanding amounting to Rs 1218.75 lacs (March 31, 2023 is Rs. 1300.00 lacs) . Secured by second charge on all existing securities given to SBI.	The Loan is repayable in 48 Monthly Installment starting from Feb 2024. Last installment due in Jan 2028. Rate of interest 9.25 % p.a. as at year end .
22.09	Term Loans from Union Bank, balance outstanding amounting to Rs 319.13 lacs (March 31, 2023 is Rs. 454.28 lacs) . Secured by second charge on all existing securities given to Union Bank of India.	The Loan is repayable in 48 Monthly Installment starting from March 2022. Last installment due in Feb 2026. Rate of interest 9.25 % p.a. as at year end .
22.10	Term Loans from Union Bank, balance outstanding amounting to Rs 3199.85 lacs (March 31, 2023 is Rs. 3339.00 lacs) . Secured by second charge on all existing securities given to Union Bank of India.	The Loan is repayable in 48 Monthly Installment starting from Feb 2024. Last installment due in Jan 2028. Rate of interest 9.25 % p.a. as at year end .
22.11	Term Loans from HDFC Bank, balance outstanding amounting to Rs 285.93 lacs (March 31, 2023 is Rs. 285.93 lacs). is secured by exclusive Charge on the commercial property situated at Institutional Plot No 38, Sector 44, Gurgaon and personal guarantee of one of the Director	The Loan is repayable in 20 Quarterly Installment starting from June 2024. Last installment due in March 2029. Rate of interest 9.65 % p.a. as at year end.
22.12	Term Loans from HDFC Bank, balance outstanding amounting to Rs 183.27 lacs (March 31, 2023 is Rs. 183.27 lacs). is secured by exclusive Charge on the commercial property situated at Institutional Plot No 38, Sector 44, Gurgaon and personal guarantee of one of the Director	The Loan is repayable in 20 Quarterly Installment starting from June 2024. Last installment due in March 2029. Rate of interest 10.25 % p.a. as at year end.
22.13	Term Loans from HDFC Bank, balance outstanding amounting to Rs 1180.80 lacs (March 31, 2023 is Rs. 1180.80 lacs). is secured by exclusive Charge on the commercial property situated at Institutional Plot No 38, Sector 44, Gurgaon and personal guarantee of one of the Director	The Loan is repayable in 20 Quarterly Installment starting from June 2024. Last installment due in March 2029. Rate of interest 10.25 % p.a. as at year end.
22.14	Term Loans from Indusind Bank, balance outstanding amounting to Rs NIL (March 31,2023 Rs. 42.73 lacs) is secured by Exclusive charge on the Machinery funded and personal guarantee of one of the Director.	The Loan is repayable in 61 Monthly Installment starting from March 2018. Last installment due in March 2023. Rate of interest 10.40 % p.a. as at year end.
22.15	Term Loans from Indusind Bank, balance outstanding amounting to Rs 2320.59 lacs (March 31,2023 Rs.3173.95 lacs ) is secured by Exclusive charge on undergone project and Cash Flows, receivables, book debts and revenue of the company.	The Loan is repayable in 16 Quarterly Installment starting from March 2022. Last installment due in December 2025. Rate of interest 4.19 % p.a. as at year end
22.16	Vehicle Loans are secured by way of hypothecation of vehicles financed by the Bank.	

**NOTES TO THE CONSOLIDATED FINANCIAL STATEMENTS (CONTD).**

<b>23. OTHER NON-CURRENT FINANCIAL LIABILITIES</b>		<b>Rs. in Lakhs</b>	
<b>Particulars</b>	<b>As at 31st March, 2024</b>	<b>As at 31st March, 2023</b>	
(a) Security Deposit with Related Parties	<b>148.26</b>	168.59	
<b>TOTAL</b>	<b><u>148.26</u></b>	<u>168.59</u>	
<b>24. NON-CURRENT PROVISION</b>			
(a) Provision for Employees Benefit	<b>105.78</b>	67.98	
<b>TOTAL</b>	<b><u>105.78</u></b>	<u>67.98</u>	
<b>25. OTHER NON-CURRENT LIABILITIES</b>			
(a) Government Grant	<b>43.68</b>	48.13	
(b) Advance Lease Rent	<b>42.64</b>	52.43	
<b>TOTAL</b>	<b><u>86.32</u></b>	<u>100.56</u>	
<b>26. CURRENT BORROWING</b>			
<b>Secured</b>			
- Working Capital Loans From Banks	<b>34,974.83</b>	29,758.06	
- Current Maturity of Long term borrowing	<b>5,950.59</b>	3,758.43	
<b>TOTAL</b>	<b><u>40,925.42</u></b>	<u>33,516.49</u>	
26.1 Working Capital facilities are secured against hypothecation of stocks of raw - materials, stock in process, finished goods, Other Current assets , specified immovable property, movable fixed assets, lien on fixed deposits, exports bills and personal guarantee of Director.			
26.2 Working Capital facilities in Overseas Subsidiaries are Secured against Corporate Guarantee/SBLC of Holding company.			
<b>27. TRADE PAYABLE</b>			
(a) Acceptances	<b>4,433.27</b>	2,024.73	
(b) Payable to Micro and Small Enterprises	<b>650.55</b>	868.24	
(c) Payable to others than Micro and Small Enterprises	<b>10,480.07</b>	6,213.19	
<b>TOTAL</b>	<b><u>15,563.89</u></b>	<u>9,106.16</u>	

**Trade Payable ageing Schedule for the year ended as on 31st March, 2024**

Particulars	Outstanding for following period from due date of payment				
	Less than 1 Years	1-2 Years	2-3 Years	More than 3 Years	Total
Dues to MSME	650.55			-	650.55
Others	14,913.34				14,913.34
Total Trade Payable	<b>15,563.89</b>	-	-	-	<b>15,563.89</b>

**NOTES TO THE CONSOLIDATED FINANCIAL STATEMENTS (CONTD).**

Rs. in Lakhs

**Trade Payable ageing Schedule for the year ended as on 31st March, 2023**

Particulars	Outstanding for following period from due date of payment				
	Less than 1 Years	1-2 Years	2-3 Years	More than 3 Years	Total
Dues to MSME	868.24				868.24
Others	8,237.92	-	-	-	8,237.92
<b>Total Trade Payable</b>	<b>9,106.16</b>	<b>-</b>	<b>-</b>	<b>-</b>	<b>9,106.16</b>

**28. OTHER CURRENT FINANCIAL LIABILITIES**

Particulars	As at 31st March, 2024	As at 31st March, 2023
(a) Interest Accrued	<b>120.94</b>	139.42
(b) Unpaid dividend	<b>3.20</b>	4.91
(c) Due to Employee	<b>463.10</b>	399.94
(d) Expenses Payable	<b>258.69</b>	286.54
(e) Statutory Dues Payable	<b>198.14</b>	255.41
(f) Capital Payables	<b>3.71</b>	32.48
(g) Other Payable	<b>11.56</b>	4.33
(h) Derivatives-Foreign Exchange Forward Contract	<b>395.54</b>	402.84
<b>TOTAL</b>	<b><u>1,454.88</u></b>	<u>1,525.87</u>

**29. PROVISIONS**

(a) Provision for Employees Benefits	<b>187.85</b>	172.42
<b>TOTAL</b>	<b><u>187.85</u></b>	<u>172.42</u>

**30. OTHER CURRENT LIABILITIES**

(a) Advance from Customer	<b>359.61</b>	12.26
(a) Advance Lease Rent	<b>9.80</b>	9.01
<b>TOTAL</b>	<b><u>369.41</u></b>	<u>21.27</u>

**NOTES TO THE CONSOLIDATED FINANCIAL STATEMENTS (CONTD).**

Rs. in Lakhs

**31. REVENUE FROM OPERATIONS**

Particulars	Year Ended 31st March, 2024	Year Ended 31st March, 2023
<b>Sales of Products</b>		
(a) Sales Manufactured Goods	<b>63,568.32</b>	65,034.22
(b) Traded Goods	<b>11,982.15</b>	13,450.04
<b>Sales of Services</b>	<b>63.79</b>	1,606.26
<b>Other Operating Revenues</b>		
(a) Export Incentives	<b>2,025.13</b>	1,971.71
(b) Foreign Exchange Gain/(Loss)	<b>112.82</b>	(2,202.43)
<b>TOTAL</b>	<b><u>77,752.21</u></b>	<u>79,859.80</u>

**31.1 Reconciliation of Revenue Recognised in Statement of Profit and Loss with Contracted Price**

Revenue as per contracted price	<b>75,677.65</b>	80,365.52
Less: Discount, rebates etc.	<b>63.39</b>	275.00
<b>Total Revenue from contract with customers</b>	<b><u>75,614.26</u></b>	<u>80,090.52</u>

**32. OTHER INCOME**

- Rental Income	<b>250.11</b>	246.96
- Other Income	<b>31.74</b>	88.78
- Bad debt Recovered	<b>408.65</b>	-
<b>TOTAL</b>	<b><u>691.53</u></b>	<u>335.74</u>

**33. COST OF MATERIALS CONSUMED**

Opening Stock	<b>41,090.84</b>	34,147.38
Add : Purchases	<b>39,462.64</b>	40,388.31
	<b>80,553.48</b>	74,535.69
Less : Closing Stock	<b>43,583.85</b>	41,090.84
<b>MATERIALS CONSUMED</b>	<b><u>36,969.63</u></b>	<u>33,444.85</u>

**34. CHANGE IN INVENTORIES OF FINISHED GOODS AND WORK IN PROGRESS****(a) Opening Inventories**

- Finished Goods	<b>9,036.33</b>	9,899.57
- Work in Progress	<b>735.61</b>	1,099.39

**(b) Closing Inventories**

- Finished Goods	<b>11,328.12</b>	9036.33
- Work in Progress	<b>1,291.04</b>	735.61
<b>Decrease/(Increase)</b>	<b><u>(2,847.22)</u></b>	<u>1,217.02</u>

**NOTES TO THE CONSOLIDATED FINANCIAL STATEMENTS (CONTD).**

<b>35. EMPLOYEE BENEFIT EXPENSES</b>	<b>Rs. in Lakhs</b>	
<b>Particulars</b>	<b>Year Ended 31st March, 2024</b>	<b>Year Ended 31st March, 2023</b>
(a) Salary & Allowances	<b>5,404.26</b>	5,192.36
(b) Contribution to Provident & Other Fund	<b>387.60</b>	422.50
(c) Staff Welfare Expenses	<b>423.10</b>	303.18
<b>TOTAL</b>	<b><u>6,214.96</u></b>	<u>5,918.04</u>
<b>36. FINANCE COST</b>		
(a) Interest Expense- Net	<b>3,848.27</b>	3,148.58
(b) Borrowing Cost	<b>250.12</b>	281.77
(c) Interest on Lease Liability	<b>56.87</b>	66.13
(d) Exchange difference regarded as an adjustment to borrowing cost	<b>58.31</b>	173.12
<b>TOTAL</b>	<b><u>4,213.57</u></b>	<u>3,669.60</u>
<b>37. DEPRECIATION AND AMORTISATION</b>		
(a) Depreciation on Property Plant and Equipment	<b>1,071.65</b>	1,015.74
(b) Amortisation on Intangible Assets	<b>1,328.99</b>	1,331.90
(c) Depreciation on Investment on Properties	<b>10.91</b>	10.91
(d) Amortisation on Right of use Assets	<b>141.75</b>	164.23
<b>TOTAL</b>	<b><u>2,553.30</u></b>	<u>2,522.78</u>
<b>38. OTHER EXPENSES</b>		
<b>(I) Manufacturing Expenses</b>		
(a) Fabrication Charges	<b>12,788.50</b>	12,492.80
(b) Other Manufacturing Expenses	<b>438.98</b>	546.81
(c) Freight & Cartage	<b>71.43</b>	57.04
<b>(II) Selling &amp; Administrative Expenses</b>		
(a) Legal And Professional Charges	<b>1,316.64</b>	1,649.80
(b) Power & Fuel	<b>485.63</b>	450.49
(c) Bank Charges	<b>1,030.78</b>	816.71
(d) Repair & Maintenance		
- Building	<b>56.72</b>	52.56
- Plant & Machinery	<b>261.72</b>	228.01
- Others	<b>674.47</b>	623.04



**NOTES TO THE CONSOLIDATED FINANCIAL STATEMENTS (CONTD).**

<b>Particulars</b>	<b>Rs. in Lakhs</b>	
	<b>Year Ended 31st March, 2024</b>	<b>Year Ended 31st March, 2023</b>
(e) Communication	<b>105.76</b>	81.17
(f) Rates Taxes & Duties	<b>97.63</b>	65.39
(g) Insurance	<b>335.46</b>	179.44
(h) Rent	<b>251.14</b>	226.05
(i) Travelling & Conveyance	<b>1,319.87</b>	1,072.46
(j) Freight on Exports	<b>754.31</b>	1,405.70
(k) Commission, Brokerage & Discount	<b>50.98</b>	57.84
(l) Loss on Sale /Discard of Fixed Assets	<b>(1.50)</b>	(2.34)
(m) Misc. Expenses	<b>595.33</b>	698.50
(n) Expenditure towards CSR activities	<b>27.08</b>	61.69
(o) Directors Meeting Fees	<b>7.50</b>	8.58
(p) Packing Expenses	<b>205.99</b>	206.27
(q) Bad Debts	<b>369.57</b>	0.63
(r) Auditors Remuneration	<b>63.80</b>	52.69
<b>TOTAL</b>	<b><u>21,307.79</u></b>	<u>21,031.33</u>

**39. TAX EXPENSES****I) Current Tax**

(a) Current Tax on Taxable income for the year	<b>614.47</b>	624.92
	<b><u>614.47</u></b>	<u>624.92</u>

**II) Deferred Tax**

(a) Related To origination & reversal of temporary differences	<b>59.87</b>	(31.96)
Income tax expenses reported in statement of profit and loss	<b><u>674.34</u></b>	<u>592.96</u>
Effective Income Tax Rate	<b><u>97.15%</u></b>	<u>8.66%</u>

**A reconciliation of the income tax expenses to the amount computed by applying the statutory income tax rate to the profit before income taxes is summarized below:**

Accounting profit before tax	<b>694.11</b>	6,850.39
<b>Statutory income tax rate</b>	<b>25.168%</b>	25.168%
Computed tax expenses	<b>174.69</b>	1,724.16
Tax in respect of earlier years	<b>33.25</b>	-
Non taxable/ differential tax rate of subsidiaries	<b>181.02</b>	63.84
Impact of share of profit/(loss) of associates	<b>290.20</b>	(1,212.07)
Deduction under section 24 of income tax act	<b>(11.64)</b>	(15.51)
Non-Deductible expenses for tax purpose	<b>6.82</b>	32.54
<b>Income tax charge to Statement of Profit and Loss Account</b>	<b><u>674.34</u></b>	<u>592.96</u>

**NOTES TO THE CONSOLIDATED FINANCIAL STATEMENTS (CONTD).****40. CONTINGENT LIABILITIES****Rs. in Lakhs**

Particulars	As at	As at
	31st March, 2024	31st March, 2023
i) Letter of Credit / Import Bills outstanding -	<b>4,357.05</b>	3,354.06
ii) Bill Discounting	<b>757.59</b>	1,466.06
iii) Standby Letter of credit (SBLC) issued by company bankers in favour of the bankers of its subsidiaries - Ultima S A	<b>6,133.80</b>	6,078.14
iv) Corporate Guarantee given by the company to a bank against facilities granted by that bank to its wholly owned subsidiaries Ultima SA, Ultima Italia Srl. & World Fashion Trade Ltd.	<b>135.05</b>	134.33
v) Karnataka Vat Demand Under dispute	<b>56.60</b>	56.60
vi) Andhra Pradesh GST Demand Under dispute	<b>81.07</b>	81.07
vii) Income tax Demand under dispute	<b>87.19</b>	3,485.04
viii) Tamil Nadu Vat Under dispute	-	8.14

**41. CAPITAL AND OTHER COMMITMENTS**

i) Estimated value of contract remaining to be executed on capital Account and not provided for	<b>3,379.00</b>	6,402.26
ii) Estimated Value of contract remaining to be executed on capital account	<b>19.24</b>	7.78

**42. SUBSEQUENT EVENT**

Subsequent to the year ended March 31st 2024, the Board of Directors in its meeting held on 7th May 2024 approved the proposal of allotting of 12,01,000 warrants to promoter's group company, subject to the approval of shareholders at the extraordinary general meeting to be held on 3rd June 2024. Each warrant attached thereto has the right to subscribe for equal number of equity shares of face value of Rs.10/- each at a premium of Rs.420/-per share on preferential basis.

**43. EMPLOYEE BENEFITS PLANS**

The details of various employee benefits provided to employees are as under:

**a) Defined Contribution Plans****Rs. in Lakhs**

Particulars	Year Ended	Year Ended
	31st March, 2024	31st March, 2023
<b>Detail of amount recognised as expense for defined contribution plans is given below:</b>		
a) Provident Fund*	<b>252.63</b>	248.55
b) Employees State Insurance Corporation	<b>9.45</b>	12.13

**b) Defined Benefit Plans**

The Defined benefit plan of the Company includes entitlement of gratuity for each year of service until the retirement age.

**i) The principal assumptions used for the purposes of the actuarial valuations were as follows:**

Principal Assumptions	Gratuity	
	As at March 31, 2024	As at March 31, 2023
Expected return on plan assets	<b>6.95%</b>	7.20%
Discount rate	<b>6.95 -7.25%</b>	7.20%
Salary increase rate	<b>5.00%</b>	5.00%
Employee turnover	<b>5.00%</b>	5.00%
In service mortality	<b>IALM (2012-14)</b>	IALM (2012-14)

**NOTES TO THE CONSOLIDATED FINANCIAL STATEMENTS (CONTD).**

- ii) **Amounts recognised in statement of profit and loss in respect of these defined benefit plans are as follows:**

Particulars	Rs. in Lakhs	
	Gratuity	
	Year Ended 31st March, 2024	Year Ended 31st March, 2023
Current Service Cost	<b>72.75</b>	63.58
Net Interest Expenses	<b>4.53</b>	(5.49)
Past Service Cost	-	-
<b>Components of defined benefit costs recognised in profit or Loss</b>	<b><u>77.28</u></b>	<u>58.09</u>
Re-measurement on the Net Defined Benefit liability:		
Actuarial (gains)/ losses on obligation for the year	<b>35.47</b>	29.70
Return On Plan Assets	<b>(38.32)</b>	16.76
<b>Net(Income)/Expenses for the year ended recognized in OCI</b>	<b><u>(2.85)</u></b>	<u>46.46</u>

- iii) **The amount included in the Balance Sheet arising from the entity's obligation in respect of its Defined Benefit Obligation**

Particulars	Gratuity	
	As at 31st March, 2024	As at 31st March, 2023
	Present Value of Defined Benefit Obligation	<b>603.90</b>
Fair Vale of Plan Asset	<b>(534.01)</b>	(466.08)
<b>Net Liability arising from Defined Benefit Obligation</b>	<b><u>69.89</u></b>	<u>55.96</u>

- iv) **Movements in the present value of the defined benefit obligation are as follows:**

Particulars	Rs. in Lakhs	
	Gratuity	
	For the Year Ended 31st March, 2024	For the Year Ended 31st March, 2023
Opening Defined Obligation	<b>522.04</b>	487.12
Interest Cost	<b>4.53</b>	(5.49)
Current Service Cost	<b>72.75</b>	63.58
Past Service Cost	-	-
Benefits Paid Directly by the Employer	<b>(30.89)</b>	(52.87)
Actuarial (gains)/ Losses	<b>35.47</b>	29.70
Closing Defined Benefit Obligation	<b><u>603.90</u></b>	<u>522.04</u>

**NOTES TO THE CONSOLIDATED FINANCIAL STATEMENTS (CONTD).**v) **Movements in the fair value of the plan assets are as follows:** **Rs. in Lakhs**

<b>Particulars</b>	<b>Gratuity</b>	
	<b>For the Year Ended 31st March, 2024</b>	<b>For the Year Ended 31st March, 2023</b>
Opening fair Value of Plan Assets *	<b>466.08</b>	453.47
Interest Income	<b>29.61</b>	29.37
Contribution by the Employer	-	-
Return on Plan Assets Excluding Interest Income	<b>38.32</b>	(16.76)
Closing fair Value of Plan Assets	<b>534.01</b>	466.08

**\* Fund Managed by the approved Insurance Company Kotak Life Insurance**

<b>Particulars</b>	<b>Gratuity</b>	
	<b>For the Year Ended 31st March, 2024</b>	<b>For the Year Ended 31st March, 2023</b>
Investment With Insurer	<b>100.00%</b>	100.00%

**Sensitivity Analysis**

A quantitative sensitivity analysis for significant assumptions as at 31st March, 2024 is as follows:

<b>Particulars</b>	<b>Increase Effect</b>	<b>Decrease Effect</b>
Effect of Increase/decrease in discount rate by 1% on Defined benefit obligations	626.11	666.67
Effect of Increase/decrease in salary escalation by 1% on Defined benefit obligations	666.96	625.66

A quantitative sensitivity analysis for significant assumptions as at 31st March, 2023 is as follows:

<b>Particulars</b>	<b>Increase Effect</b>	<b>Decrease Effect</b>
Effect of Increase/decrease in discount rate by 1% on Defined benefit obligations	516.21	550.52
Effect of Increase/decrease in salary escalation by 1% on Defined benefit obligations	550.81	515.79

The sensitivity analysis above has been determined on the basis of actuarial certificate.

**44. EARNING PER SHARE**

<b>Particulars</b>	<b>Year Ended 31st March, 2024</b>	<b>Year Ended 31st March, 2023</b>
Profit/(loss) for the year	<b>19.77</b>	6,257.63
<b>No. of share at the beginning of the year (A)</b>	<b>1,22,07,129</b>	1,22,07,129
Equity allotted during the year	<b>2,282</b>	-
<b>Weighted average shares (B)</b>	<b>1,334</b>	-
Weighted average shares outstanding (nos.) (A+B)	<b>1,22,08,463</b>	1,22,07,129
<b>Effect of diluted number of share</b>		
Add:- Employee stock option plan	-	18,594
Weighted average number of equity share for diluted earning per share	<b>1,22,08,463</b>	1,22,25,723
Basic earning per share	<b>0.16</b>	51.26
Diluted earning per share	<b>0.16</b>	51.18

## NOTES TO THE CONSOLIDATED FINANCIAL STATEMENTS (CONTD).

### 45. EXPORT PROMOTION CAPITAL GOODS (EPCG)

Export Promotion Capital Goods (EPCG) scheme allows import of certain capital goods at concessional duty subject to an export obligation for the duty saved on capital goods imported under EPCG scheme. The duty saved on capital goods imported under EPCG scheme being Government Grant, is accounted as stated in the Accounting policy on Government Grant.

### 46. EMPLOYEE STOCK OPTION PLAN

The Company instituted an Employees Stock Option Plan ('ESOP 2013') pursuant to the Nomination and Remuneration Committee (Earlier Compensation Committee) and Shareholders' resolution dated September 23, 2013. As per ESOP 2013, the Company had granted the below stock options:

On 28th January, 2014 – 50,000 stock options.

On 16th September, 2015 – 1,55,800 stock options

On 31st December, 2015 – 8,850 stock options

On 3rd February, 2018 – 30,000 stock options

On 5th April, 2018 – 30,000 stock options

These options comprises equal number of equity shares to be allotted in one or more tranches to the eligible employees of the Company and its subsidiaries.

The details of the ESOPs granted so far are provided below:

**Rs. in Lakhs**

<b>Grant Date</b>	<b>April 5, 2018</b>			
Vesting tranche	Vesting I	Vesting II	Vesting III	Vesting IV
Vesting date	April 05, 2019	April 05, 2020	April 05, 2021	April 05, 2022
%age of vesting	16.67	16.67	16.66	50.00
Exercise Price (in Rs.)	330.00	330.00	330.00	330.00

<b>Grant Date</b>	<b>February 03, 2018</b>			
Vesting tranche	Vesting I	Vesting II	Vesting III	Vesting IV
Vesting date	February 03, 2019	February 03, 2020	February 03, 2021	February 03, 2022
%age of vesting	10.00	20.00	30.00	40.00
Exercise Price (in Rs.)	450.00	450.00	450.00	450.00

<b>Grant Date</b>	<b>December 31, 2015</b>		
Vesting tranche	Vesting I	Vesting II	Vesting III
Vesting date	December 31, 2016	December 31, 2017	December 31, 2018
%age of vesting	33.00	33.00	34.00
Exercise Price (in Rs.)	50.00	50.00	50.00

<b>Grant Date</b>	<b>September 16, 2015</b>		
Vesting tranche	Vesting I	Vesting II	Vesting III
Vesting date	September 16, 2016	September 16, 2017	September 16, 2018
%age of vesting	33.00	33.00	34.00
Exercise Price (in Rs.)	50.00	50.00	50.00

**NOTES TO THE CONSOLIDATED FINANCIAL STATEMENTS (CONTD).**

	<b>Rs. in Lakhs</b>	
<b>Grant Date</b>	<b>January 28, 2014</b>	
Vesting tranche	Vesting I	Vesting II
Vesting date	1st February, 2015	1st March, 2015
%age of vesting	50.00	50.00
Exercise Price (in Rs.)	156.00	156.00

The Company uses the fair value for determination of the employee stock compensation expense.

The activity in the Employees Stock Option Plan during the year ended 31st March, 2024 is as under:

<b>Particulars</b>	<b>Year Ended 31st March, 2024</b>	<b>Year Ended 31st March, 2023</b>
Number of options outstanding at the beginning of the period	<b>20,751</b>	20,751
Number of options granted during the year	-	-
Number of options forfeited / lapsed during the year	<b>18,469.00</b>	-
Number of options vested during the year	-	-
Number of options exercised during the year	<b>2,282.00</b>	-
Number of shares arising as a result of exercise of options	<b>2,282.00</b>	-
Money realized by exercise of options (INR), if scheme is implemented directly by the company	<b>Rs. 114100</b>	-
Loan repaid by the Trust during the year from exercise price received	<b>NA</b>	NA
Number of options outstanding at the end of the year	-	20,751
Number of options exercisable at the end of the year	-	20,751

A description of the method and significant assumptions used during the year to estimate the fair value of options including the following information:

<b>Date of Grant</b>	<b>September 16, 2015</b>	<b>December 31, 2015</b>	<b>February 3, 2018</b>	<b>April 5, 2018</b>
Weighted average share price	Rs. 468.70	Rs 521.15	Rs. 463.55	Rs. 216.15
Exercise price	Rs. 50.00	Rs. 50.00	Rs. 450.00	Rs. 330.00
Expected volatility	29.24%	33.10%	25.71%	36.78%
Option life (comprising of weighted average of vesting period and exercise period)	7 years	7 years	8 years	5.50 years
Expected dividends	0.21%	0.19%	0.26%	0.29%
Risk free rate of return	8.17%	7.96%	7.82%	7.22%

**47 FAIR VALUE MEASUREMENT**

The fair value of the financial assets and liabilities are included at the amount that would be received to sell an asset and paid to transfer a liability in an orderly transaction between market participants.

**The following methods and assumptions were used to Estimate the Fair Values:**

Trade receivables, cash and cash equivalents, other bank balances, short term loans, other current financial assets, current borrowings, trade payables and other current financial liabilities: approximate their carrying amounts largely due to the short-term maturities of these instruments.



## NOTES TO THE CONSOLIDATED FINANCIAL STATEMENTS (CONTD).

Investments traded in active markets are determined by reference to quotes from the financial institutions; for example: Net asset value (NAV) for investments in mutual funds declared by mutual fund house.

The fair values for loans, security deposits were calculated based on cash flows discounted using a current lending rate. They are classified as level 3 fair values in the fair value hierarchy due to the inclusion of unobservable inputs including counter party credit risk.

The fair values of non-current borrowings are based on discounted cash flows using a current borrowing rate. They are classified as level 3 fair values in the fair value hierarchy due to the use of unobservable inputs, including own credit risk.

### The Company uses the following hierarchy for determining and disclosing the fair value of financial instruments by valuation techniques.

The following is the basis for categorising the financial instruments measured at fair value into Level 1 to Level 3 :

Level 1: This level includes financial assets that are measured by reference to quoted prices (unadjusted) in active markets for identical assets or liabilities.

Level 2: This level includes financial assets and liabilities, measured using inputs other than quoted prices included within Level 1 that are observable for the asset or liability, either directly (i.e., as prices) or indirectly (i.e., derived from prices).

Level 3: This level includes financial assets and liabilities measured using inputs that are not based on observable market data (unobservable inputs). Fair values are determined in whole or in part, using a valuation model based on assumptions that are neither supported by prices from observable current market transactions in the same instrument nor are they based on available market data.

Particulars	Rs. in Lakhs			
	As at 31st March, 2024			
	Carrying Amount	Level of input used in		
		Level 1	Level 2	Level 3
<b>Financial Assets</b>				
<b>At Amortised Cost</b>				
Trade Receivable	14,385.11	-	-	14,385.11
Cash & cash equivalents	2,705.45	-	-	2,705.45
Other bank balance	4,447.68	-	-	4,447.68
Loans	139.00	-	-	139.00
Other financial assets	5,114.90	-	-	5,114.90
<b>At FVTPL</b>				
Investments	35.01	-	0.01	35.00
Other financial assets	-	-	-	-
<b>Financial Liabilities</b>				
<b>At Amortised Cost</b>				
Borrowings	51,114.75	-	-	51,114.75
Lease Liability	581.21	-	-	-
Trade payables	15,563.89	-	-	15,563.89
Other financial liabilities	1,207.60	-	-	1,207.60
<b>At FVTPL</b>				
Other financial liabilities	395.54	-	395.54	-

**NOTES TO THE CONSOLIDATED FINANCIAL STATEMENTS (CONTD).**

Rs. in Lakhs

Particulars	As at 31st March, 2023			
	Carrying Amount	Level of input used in		
		Level 1	Level 2	Level 3
<b>Financial Assets</b>				
<b>At Amortised Cost</b>				
Trade Receivable	12,969.92	-	-	12,969.92
Cash & cash equivalents	874.20	-	-	874.20
Other bank balance	2,385.02	-	-	2,385.02
Loans	158.83	-	-	158.83
Other financial assets	4,620.83	-	-	4,620.83
<b>At FVTPL</b>				
Investments	35.01	-	0.01	35.00
Other financial assets	-	-	-	-
<b>Financial Liabilities</b>				
<b>At Amortised Cost</b>				
Borrowings	49,416.11	-	-	49,416.11
Trade payables	9,106.16	-	-	9,106.16
Lease Liability	694.91	-	-	694.91
Other financial liabilities	1,694.46	-	-	1,694.46
<b>At FVTPL</b>				
Other financial liabilities	402.84	-	402.84	-

**48. CAPITAL MANAGEMENT**

For the purpose of the Company's capital management, capital includes issued equity capital, share premium and all other equity reserves attributable to the equity holders of the Company. The primary objective of the Company's capital management is to maximise the shareholder value.

The Company manages its capital structure and makes adjustments in light of changes in economic conditions and the requirements of the financial covenants. To maintain or adjust the capital structure, the Company may adjust the dividend payment to shareholders, return capital to shareholders or issue new shares. The Company monitors capital using a gearing ratio, which is net debt divided by total capital plus net debt. The Company includes within net debt, interest bearing loans and borrowings less cash and cash equivalents.

Rs. in Lakhs

Particulars	As at	As at
	31st March, 2024	31st March, 2023
Borrowings (long-term and short-term, including current maturities of long term borrowings) (Note 22 & 26)	<b>51,114.75</b>	49,416.11
Less: Cash and cash equivalents (Note 15)	<b>(2,705.45)</b>	(874.20)
<b>Net Debt</b>	<b>48,409.30</b>	48,541.91
Equity Share Capital	<b>1,220.94</b>	1,220.71
Other Equity	<b>37,778.13</b>	37,565.80
<b>Total Capital</b>	<b>38,999.07</b>	38,786.51
<b>Capital and Net Debt</b>	<b>87,408.37</b>	87,328.42
<b>Gearing Ratio</b>	<b>55.38%</b>	55.59%

In order to achieve this overall objective, the Company's capital management, amongst other things, aims to ensure that it meets financial covenants attached to the interest-bearing loans and borrowings that define capital structure requirements. Breaches in meeting the financial covenants would permit the bank to immediately call loans and borrowings. There have been no breaches in the financial covenants of any interest-bearing loans and borrowing in the current period.

No changes were made in the objectives, policies or processes for managing capital during the years ended March 31, 2024 and March 31, 2023.

## NOTES TO THE CONSOLIDATED FINANCIAL STATEMENTS (CONTD).

### 49. DISCLOSURES AS REQUIRED UNDER SCHEDULE III TO THE COMPANIES ACT, 2013, OF THE ENTERPRISES CONSOLIDATED AS SUBSIDIARY/ASSOCIATES :

Rs. in Lakhs

Name of the Entities	Net Assets i.e. Total Assets minus Total Liabilities		Share in Profit or Loss	
	As a % of Consolidated net assets	Amount	As a % of Consolidated Profit	Amount
<b>Parent :</b>	87.00	33,709.76	150.33	1,765.95
<b>Subsidiary :</b>				
<b>Indian Subsidiaries</b>				
Bhartiya Global Marketing Ltd	0.99	385.40	(0.91)	(10.64)
J&J Leather Enterprises Ltd	1.19	462.04	(1.81)	(21.31)
Bhartiya International Sez Ltd	3.15	1,220.40	(1.94)	(22.77)
Bhartiya Fashion Retail Ltd	0.02	9.06	(0.02)	(0.23)
Bhartiya Urban Infrastructure Ltd.	0.01	2.54	(0.03)	(0.30)
<b>Foreign Subsidiaries</b>				
World Fashion Trade Ltd.	(0.04)	(15.21)	0.12	1.42
Design Industry China Ltd.	0.08	32.43	(2.73)	(32.03)
Ultima SA	7.22	2,797.37	(61.28)	(719.84)
Ultima Italia SRL	4.44	1,718.80	0.19	2.22
Design Industry Ltd., Hongkong	7.66	2,967.99	8.91	104.68
<b>Sub Total</b>		<u>43,290.58</u>		<u>1,067.15</u>
<b>Inter-company Elimination &amp; Consolidation Adjustments</b>	(11.72)	<u>(4,541.55)</u>	9.15	<u>107.53</u>
<b>Grand Total</b>		38,749.03		1,174.68
<b>Non-Controlling Interest in subsidiaries</b>		133.53		(2.51)
<b>Share of Profit in Associates</b>		250.00		(1,153.05)
		<u>39132.56</u>		<u>19.12</u>

### 50. FINANCIAL RISK MANAGEMENT

The Company's management monitors and manages the financial risks relating to the operations of the Company. These risks include credit risk, liquidity risk and market risk (including currency risk, interest rate risk and other price risk).

#### Credit Risk

Credit risk refers to the risk that a counterparty will default on its contractual obligations resulting in financial loss to the Company. To manage this, the Company periodically assesses financial reliability of customers and other counter parties, taking into account the financial condition, current economic trends, and analysis of historical bad debts and ageing of financial assets.

Financial instruments that are subject to concentrations of credit risk, principally consist of balance with banks, investments in debt instruments/bonds, trade receivables, loans and advances. None of the financial instruments of the Company result in material concentrations of credit risks.

The age analysis of trade receivables as of the balance sheet date have been considered from the due date and disclosed in below table.

Particulars	Rs. in Lakhs	
	As at 31st March, 2024	As at 31st March, 2023
Less than 6 month	10817.08	9,732.05
More than 6 month	3568.03	3,237.87

#### Liquidity Risk

The Company manages liquidity risk by maintaining adequate reserves, banking facilities and reserve borrowing facilities, by continuously monitoring forecast and actual cash flows, and by matching the maturity profiles of financial assets and liabilities.

The surplus funds with the Company and operational cash flows will be sufficient to dispose the financial liabilities within the maturity period.

**NOTES TO THE CONSOLIDATED FINANCIAL STATEMENTS (CONTD).****Maturity Profile of Financial Liabilities** **Rs. in Lakhs**

<b>Particulars</b>	<b>As at 31st March, 2024</b>			
	<b>0-1 year</b>	<b>1-5 year</b>	<b>Beyond 5 year</b>	<b>Total</b>
Borrowing (Including current maturity of long term borrowing)	<b>40,925.42</b>	<b>10,189.33</b>	-	<b>51,114.75</b>
Trade Payable	<b>15,563.89</b>			<b>15,563.89</b>
Lease Liabilities	<b>133.24</b>	<b>397.21</b>	<b>50.76</b>	<b>581.21</b>
Other Financial Liabilities	<b>1,603.14</b>			<b>1,603.14</b>

<b>Particulars</b>	<b>As at 31st March, 2023</b>			
	<b>0-1 year</b>	<b>1-5 year</b>	<b>Beyond 5 year</b>	<b>Total</b>
Borrowing (Including current maturity of Long Term borrowing)	33,516.49	14,115.44	1,784.18	49,416.11
Trade Payable	9,106.16			9,106.16
Lease Liabilities	116.37	469.16	109.38	694.91
Other Financial Liabilities	1,694.46	-	-	1,694.46

**Market Risk**

Market risk is the risk of any loss in future earnings, in realisable fair values or in future cash flows that may, result from a change in the price of a financial instrument. The Company's activities expose it primarily to the financial risks of changes in foreign currency exchange rates and interest rates risk/liquidity risk which impact returns on investments. Market risk exposures are measured using sensitivity analysis.

**Interest Rate Risk**

Interest rate risk is the risk that the fair value or future cash flows of a financial instrument will fluctuate because of changes in market interest rates. The Company's exposure to the risk of changes in market interest rates relates primarily to the debt obligations with floating interest rates. The Company manages its interest rate risk by having a balanced portfolio of fixed and variable rate loans and borrowings.

**Exposure to Interest Rate Risk** **Rs. in Lakhs**

<b>Particulars</b>	<b>As at 31st March, 2024</b>	<b>As at 31st March, 2023</b>
Total Borrowings	<b>51,114.75</b>	49,416.11
% of Borrowings out of above bearing variable rate of interest	<b>90.31%</b>	86.19%

**Interest Rate Sensitivity**

A change of 100 bps in interest rates would have following Impact on profit before tax

100 bp increase would decrease the profit before tax by	<b>461.64</b>	425.90
100 bp decrease would Increase the profit before tax by	<b>461.64</b>	425.90

## NOTES TO THE CONSOLIDATED FINANCIAL STATEMENTS (CONTD).

### Foreign Currency Risk Management

The Company undertakes transactions denominated in foreign currencies; consequently, exposures to exchange rate fluctuations arise. The carrying amounts of the Company's foreign currency denominated monetary assets and monetary liabilities at the end of the reporting period are as follows:

Particulars	Rs. in Lakhs			
	As at 31st March, 2024		As at 31st March, 2023	
	Foreign Currency Monetary Assets	Foreign Currency Monetary Liabilities	Foreign Currency Monetary Assets	Foreign Currency Monetary Liabilities
USD	114.71	499.76	84.87	339.87
EURO	20.47	31.98	13.73	34.49
GBP	30.45	2.03	36.30	0.23
HKD	274.16	54.92	7.95	146.87
RMB	12.61	7.75	0.45	5.94
CHF	118.47	44.76	46.96	119.20

### Foreign Currency Sensitivity

The following table details the Company's sensitivity to a 5% change in rupee value against the relevant foreign currencies, which is used when reporting foreign currency risk internally to key management personnel and represents management's assessment of the reasonably possible change in foreign exchange rates. The sensitivity analysis includes only outstanding foreign currency denominated monetary items and adjusts their translation at the period end.

Particulars	As at 31st March, 2024		As at 31st March, 2023	
	5% Weakened	5% Strengthen	5% Weakened	5% Strengthen
	<b>Foreign Currency Monetary Assets</b>			
USD	478.20	(478.2)	1,397.64	(1,397.64)
EURO	92.20	(92.2)	154.33	(154.33)
GBP	160.10	(160.1)	1.18	(1.18)
HKD	145.90	(145.9)	77.95	(77.95)
RMB	7.30	(7.3)	3.56	(3.56)
CHF	533.60	(533.6)	535.85	(535.85)
<b>Foreign Currency Monetary Liabilities</b>				
USD	(2,083.37)	2,083.37	(1,556.56)	1,556.56
EURO	(143.96)	143.96	(311.60)	311.60
GBP	(10.67)	10.67	(52.49)	52.49
HKD	(29.22)	29.22	(71.03)	71.03
RMB	(4.47)	4.47	(0.14)	0.14
CHF	(201.60)	201.60	(286.95)	286.95
<b>Impact on Profit or Loss as at the end of reporting year</b>	<b>(1,056.11)</b>	<b>1,056.11</b>	<b>(108.26)</b>	<b>108.26</b>

In management's opinion, the sensitivity analysis is unrepresentative of the inherent foreign exchange risk because the exposure at the end of the reporting period does not reflect the exposure during the year.

## NOTES TO THE CONSOLIDATED FINANCIAL STATEMENTS (CONTD).

### Disclosure Regarding Derivative Instruments.

The Company uses foreign currency forward contracts to hedge its risks associated with foreign currency fluctuations relating to accounts receivable. The use of foreign currency forward contracts is governed by the Company's strategy approved by the Board of Directors, which provide principles on the use of such forward contracts consistent with the Company's Risk Management Policy. The Company does not use forward contracts for speculative purposes.

The following are outstanding forward contracts which has been designated as cash flow hedges:

Particulars	As at 31st March, 2024		As at 31st March, 2023	
	Currency	Foreign Currency Lacs	Currency	Foreign Currency Lacs
Forwards Contracts	USD	73.29	USD	117.35
	EURO	64.59	EURO	87.74
	GBP	-	GBP	5.00

### 51. RELATED PARTY DISCLOSURES AS PER IND AS 24

a) Name of Related Parties & Nature of Relationship:	Country	Ownership Interest
<b>i) Associate parties :</b>		
Bhartiya Urban Pvt. Ltd.	India	36.77%
Tada Mega Leather Cluster Pvt Ltd.	India	50%
<b>ii) Executive Directors:</b>		
Manoj Khattar		
Amrishpal Singh		
Nikhil Aggarwal		
Walter willi Zwahlen		
<b>iii) Non-Executive Directors</b>		
Snehdeep Aggarwal		Director
Ramesh Bhatia		Director (resigned from 23.09.2022)
C.L. Handa		Independent Director (completed tenure as Director on 29.09.2022)
Sandeep Seth		Independent Director (completed tenure as Director on 29.09.2022)
Shashank		Independent Director (completed tenure as Director on 29.09.2022)
A. Sahasranaman		Independent Director (completed tenure as Director on 29.09.2022)
S. M. Swathi		Independent Director
Robert Burton Moore Jr		Director
Navkiran Singh Ghei		Independent Director (appointed from 11.08.2022)
Vivek Kapur		Independent Director (appointed from 11.08.2022)
Deepak Bhojwani		Independent Director (appointed from 11.08.2022)
Mukul Harmilapi		Director
<b>iv) Enterprises owned or significantly influenced by Executive Directors or their relatives :</b>		
Itopia Management Services (India) Pvt. Ltd.		
Parushni Interior Designs Private Limited		
<b>v) Trust</b>		
Bhartiya International Limited Employees Group Gratuity Scheme		Post Employment Benefit Plan



**NOTES TO THE CONSOLIDATED FINANCIAL STATEMENTS (CONTD).**

<b>Particulars</b>	<b>Rs. in Lakhs</b>	
	<b>2023-24</b>	<b>2022-23</b>
<b>b) Transactions during the year with related parties :</b>		
<b>1. Sales</b>		
Parushni Interior Designs Pvt. Ltd.	-	0.12
<b>2. Other Income</b>		
Parushni Interior Designs Pvt. Ltd.	<b>0.78</b>	0.43
<b>3. Salaries</b>		
Manoj Khattar	<b>91.42</b>	81.35
Amrishpal Singh	<b>3.00</b>	3.00
Nikhil Aggarwal	<b>43.54</b>	98.80
Walter willi Zwahlen	<b>60.82</b>	53.06
<b>4. Lease Rent Received</b>		
Parushni Interior Designs Pvt. Ltd.	<b>18.00</b>	18.00
<b>5. Other Expenses</b>		
Itopia Management Services (India) Pvt. Ltd.	<b>0.06</b>	0.23
<b>6. Legal and Professional Fees</b>		
Itopia Management Services (India) Pvt. Ltd.	<b>0.60</b>	3.50
Robert Burton Moore Jr.	<b>104.81</b>	102.19
Snehdeep Aggarwal	<b>9.00</b>	9.00
Mukul Harmilapi	<b>8.71</b>	12.50
<b>7. Purchase of fixed assets</b>		
Parushni Interior Designs Pvt. Ltd.	-	1.15
<b>8. Sitting Fee</b>		
Ramesh Bhatia	-	0.11
C.L. Handa	-	0.56
Sandeep Seth	-	0.56
Shashank	-	1.11
A. Sahasranaman	-	0.56
S. M. Swati	<b>2.22</b>	2.14
Navkiran Singh Ghei	<b>2.22</b>	1.50
Deepak Bhojwani	<b>0.83</b>	0.83
Vivek Kapur	<b>2.22</b>	1.22

**NOTES TO THE CONSOLIDATED FINANCIAL STATEMENTS (CONTD).**

Rs. in Lakhs

Particulars	2023-24	2022-23
<b>c) Balances Outstanding at the year end:</b>		
<b>1. Trade Payable</b>		
Parushni Interior Designs Pvt. Ltd	-	0.15
<b>2. Trade Receivable</b>		
Parushni Interior Designs Pvt. Ltd	<b>24.36</b>	-
<b>3. Expenses/Others Payables</b>		
Amrishpal singh	<b>0.23</b>	0.23
Snehdeep Aggarwal	<b>0.68</b>	0.68
<b>4. Security Deposit (Received)</b>		
Parushni Interior Designs Pvt. Ltd.	<b>1.50</b>	1.50

As per our report of even date attached

**For SUSHIL PODDAR & CO.**

Chartered Accountants

Firm Reg. No. 014969N

**S.K. Poddar**

Partner

Mem. No. 094479

**Yogesh Kumar Gautam**

Company Secretary

**Raj Kumar Chawla**

Chief Financial Officer

**For and on behalf of the Board****Manoj Khattar**

Whole-Time Director

DIN: 00694981

**Vivek Kapur**

Director

DIN: 09678378

Gurugram, 29th May, 2024

**CONSOLIDATED FINANCIAL SUMMARY**

Particulars	Rs. in Lakhs										
	2014-15	2015-16	2016-17	2017-18	2018-19	2019-20	2020-21	2021-22	2022-23	2023-24	
Equity Share Capital	1121.38	1171.38	1174.09	1218.13	1219.42	1220.19	1220.24	1220.71	1220.71	1220.94	
Reserves & Surplus	16276.96	20014.16	25579.31	36272.00	38276.25	33455.76	32811.74	31105.35	37565.80	37778.13	
Net Worth	17864.48	22394.47	26753.41	37490.13	39495.67	34675.95	34031.98	32326.06	38786.51	38999.07	
Capital Employed	21582.50	26468.25	30699.56	43225.88	46795.74	41972.58	47698.42	50540.77	57122.98	50820.89	
Gross Fixed Assets	10428.12	12109.72	9422.58	12787.52	13773.50	16020.50	22967.79	25829.95	27980.68	28569.39	
Net Fixed Assets	7316.30	8412.82	8922.09	11574.45	11798.37	13066.17	19020.72	19662.50	19385.85	17523.67	
Export Sales including Export Incentives	55812.77	62215.89	64194.24	71051.66	74799.74	72069.58	54839.35	69350.95	79859.80	77752.21	
Other Income	333.80	378.91	618.56	725.54	1198.07	435.50	495.50	3217.40	335.74	691.53	
Total Income	56146.57	62600.50	64812.80	71777.20	75997.81	72505.08	55334.85	72568.35	80195.54	78443.74	
EBITDA	5299.22	5104.13	4659.23	5408.24	6717.19	6399.58	3717.50	6764.78	8227.05	8614.03	
Depreciation	630.24	604.98	601.53	748.27	812.70	998.01	1033.49	2380.63	2522.78	2553.30	
EBIT	4668.98	4499.15	4057.70	4659.97	5904.49	5401.57	2684.01	4384.15	5704.27	6060.73	
Profit before Tax	2953.65	3192.93	2667.25	2703.91	2851.18	2910.24	298.03	2056.59	2034.67	1847.16	
Tax Expenses	839.46	920.88	808.95	842.61	954.74	435.87	28.37	546.00	592.96	674.34	
Net Profit After Tax and before Share of Profit / (Loss) Of Associates	2099.93	2279.26	1858.30	1861.30	1896.44	2474.37	269.66	1510.59	1441.71	1172.82	
Non Controlling Interest	14.26	(7.22)	(5.68)	(3.43)	(0.01)	(1.59)	(3.01)	(3.41)	(3.51)	(2.51)	
Share in Profit	0.44	192.22	(58.54)	(118.07)	80.35	(348.68)	(887.33)	(3167.02)	4815.92	(1153.05)	
Net Profit after Share of Profit and Loss Of Associates	2100.37	2471.48	1799.76	1743.23	1976.79	2125.69	(617.37)	(1656.43)	6257.63	19.77	
Equity Dividend (%)	10.00	12.00	12.00	12.00	12.00	-	-	-	-	-	
EPS (Basic) Rs.	18.83	21.69	15.33	14.42	16.25	17.67	(4.83)	(13.36)	50.98	0.16	
EPS(Diluted) Rs.	18.50	21.48	14.98	14.28	16.14	17.61	(4.82)	(13.34)	50.91	0.16	

## INDEPENDENT AUDITOR'S REPORT

**The Members of  
Bhartiya International Limited  
Report on the Standalone Financial Statements**

### Opinion

We have audited the accompanying standalone financial statements of M/s **Bhartiya International Limited** ('the Company'), which comprise the Balance Sheet as at March 31, 2024, the Statement of Profit and Loss (including other Comprehensive Income), the Cash Flow Statement and Statement of Changes in Equity for the year then ended, and notes to the standalone financial statements, including a summary of material accounting policies and other explanatory information (hereinafter referred to as "the standalone financial statements").

In our opinion and to the best of our information and according to the explanations given to us, the aforesaid standalone financial statements give the information required by the Companies Act, 2013 ("the Act") in the manner so required and give a true and fair view in conformity with the Indian Accounting Standards prescribed under section 133 of the Act read with the Companies (Indian Accounting Standards) Rules, 2015, as amended, ("Ind AS") and other accounting principles generally accepted in India, of the state of affairs of the Company as at March 31, 2024, its profit, other comprehensive income, changes in equity and its cash flows for the year ended on that date.

### Basis for Opinion

We conducted our audit in accordance with the Standards on Auditing ("SAs") specified under Section 143(10) of the Act. Our responsibilities under those Standards are further described in the 'Auditor's Responsibility for the Audit of the Financial Statements' section of our report. We are independent of the Company in accordance with the Code of Ethics issued by the Institute of Chartered Accountants of India ("ICAI") together with the ethical requirements that are relevant to our audit of the financial statements under the provisions of the Act and the Rules made thereunder, and we have fulfilled our other ethical responsibilities in accordance with these requirements and the ICAI's Code of Ethics. We believe that the audit evidence obtained by us is sufficient and appropriate to provide a basis for our audit opinion on the standalone financial statements.

### Key Audit Matter

Key audit matters are those matters that, in our professional judgment were of most significance in our audit of the standalone financial statements of the current period. These matters were addressed in the context of our audit of the standalone financial statements as a whole, and in forming our opinion thereon, and we do not provide a separate opinion on these matters. We have determined the matters described below to be the key audit matters to be communicated in our report.

Key Audit Matters	Auditor's Response
<p><b>Revenue Recognition:</b></p> <p>Revenue from the sale of good (hereinafter referred to as "Revenue") is recognized when Company performs its obligation to its customers and the amount of revenue can be measured reliably and recovery of the consideration is probable. The timing of such revenue recognition in case of sale of goods is when the control over the same is transferred to the customer.</p> <p>The timing of revenue recognition is relevant to the reported performance of the company. The management considers revenue as a key measure for evaluation of performance. There is a risk of revenue being recorded before control is transferred.</p> <p>Refer Note 3.11 to the Standalone Financial Statements.</p>	<p><b>Principal audit procedures performed:</b></p> <ul style="list-style-type: none"> <li>• Assessed the Company's revenue recognition accounting policies in line with the Ind AS 115 ("Revenue from Contracts with Customers") and tested thereof.</li> <li>• Evaluated the integrity of the general information and technology control environment and testing the operating effectiveness of key IT application controls over revenue recognition.</li> <li>• Evaluated the design, implementation and operating effectiveness of Company's control in respect of revenue recognition.</li> <li>• Tested the effectiveness of such controls over revenue cut off at the year-end</li> <li>• On a sample basis, tested supporting documentation for sales transactions recorded during the year which included sales invoices, customer contracts and shipping documents.</li> <li>• Performed an increased level of substantive testing in respect of sales transactions recorded during the period closer to the year end and subsequent to the year end.</li> <li>• Assessed disclosure in financial statements in respect of revenue, as specified in Ind AS 115.</li> </ul>

## **Information Other than the Financial Statement and Auditor’s Report Thereon**

The Company’s Board of Directors is responsible for the preparation of the other information. The other information comprises the information included in the Management Discussion and Analysis, Board’s Report including Annexures to Board’s Report, but does not include the standalone financial statements and our auditor’s report there on.

Our opinion on the standalone financial statement does not cover the other information and we do not express any form of assurance conclusion thereon.

In connection with our audit of the standalone financial statement our responsibility is to read the other information and, in doing so, consider whether the other information is materially inconsistent with the financial statement or our knowledge obtained during the course of our audit or otherwise appears to be materially misstated. If, based on the work we have performed, we conclude that there is a material misstatement of this other information, we are required to report that fact. We have nothing to report in this regard.

## **Responsibilities of Management and Those charged with Governance for the Standalone Financial Statements**

The Company’s Management and Board of Directors are responsible for the matters stated in Section 134(5) of the Companies Act, 2013 (“the Act”) with respect to the preparation and presentation of these standalone financial statements that give a true and fair view of the financial position, financial performance including other comprehensive income, statement of changes in equity and cash flows of the Company in accordance with the accounting principles generally accepted in India, including the Indian Accounting Standards (“Ind As”) specified under Section 133 of the Act. This responsibility also includes maintenance of adequate accounting records in accordance with the provisions of the Act for safeguarding the assets of the Company and for preventing and detecting frauds and other irregularities; selection and application of appropriate accounting policies; making judgments and estimates that are reasonable and prudent; and design, implementation and maintenance of adequate internal financial controls, that were operating effectively for ensuring the accuracy and completeness of the accounting records, relevant to the preparation and presentation of the standalone financial statements that give a true and fair view and are free from material misstatement, whether due to fraud or error.

In preparing the standalone financial statements, management is responsible for assessing the Company’s ability to continue as a going concern, disclosing, as applicable, matters related to going concern and using the going concern basis of accounting unless management either intends to liquidate the Company or to cease operations, or has no realistic alternative but to do so.

The Board of Directors are also responsible for overseeing the Company’s financial reporting process.

## **Auditor’s Responsibility for the Audit of Standalone Financial Statements**

Our objectives are to obtain reasonable assurance about whether the financial statement as a whole are free from material misstatement, whether due to fraud or error, and to issue an auditor’s report that includes our opinion. Reasonable assurance is a high level of assurance but is not a guarantee that an audit conducted in accordance with SAs will always detect a material misstatement when it exists. Misstatements can arise from fraud or error and are considered material if, individually or in the aggregate, they could reasonably be expected to influence the economic decisions of users taken on the basis of these standalone financial statements.

As part of an audit in accordance with SAs, we exercise professional judgment and maintain professional skepticism throughout the audit. We also:

- Identify and assess the risks of material misstatement of the standalone financial statement, whether due to fraud or error, design and perform audit procedures responsive to those risks, and obtain audit evidence that is sufficient and appropriate to provide a basis for our opinion. The risk of not detecting a material misstatement resulting from fraud is higher than for one resulting from error, as fraud may involve collusion, forgery, intentional omissions, misrepresentations, or the override of internal control.
- Obtain an understanding of internal control relevant to the audit in order to design audit procedures that are appropriate in the circumstances. Under section 143(3) (i) of the Act, we are also responsible for expressing our opinion on whether the company has adequate internal financial controls system in place and the operating effectiveness of such controls.
- Evaluate the appropriateness of accounting policies used and the reasonableness of accounting estimates and related disclosures made by management.
- Conclude on the appropriateness of management’s use of the going concern basis of accounting and, based on the audit evidence obtained, whether a material uncertainty exists related to events or conditions that may cast significant doubt on the Company’s ability to continue as a going concern. If we conclude that a material uncertainty exists, we are required to

draw attention in our auditor's report to the related disclosures in the standalone financial statement or, if such disclosures are inadequate, to modify our opinion. Our conclusions are based on the audit evidence obtained up to the date of our auditor's report. However, future events or conditions may cause the Company to cease to continue as a going concern.

- Evaluate the overall presentation, structure and content of the standalone financial statement, including the disclosures, and whether the standalone financial statements represent the underlying transactions and events in a manner that achieves fair presentation.

Materiality is the magnitude of misstatements in the standalone financial statement that, individually or in aggregate, makes it probable that the economic decisions of a reasonably knowledgeable user of the standalone financial statement may be influenced. We consider quantitative materiality and qualitative factors in (i) planning the scope of our audit work and in evaluating the results of our work; and (ii) to evaluate the effect of any identified misstatements in the standalone financial statement.

We communicate with those charged with governance regarding, among other matters, the planned scope and timing of the audit and significant audit findings, including any significant deficiencies in the internal control that we identify during our audit.

We also provide those charged with governance with a statement that we have complied with relevant ethical requirements regarding independence and to communicate with them all relationships and other matters that may reasonably be thought to bear on our independence, and where applicable, related safeguards.

From the matters communicated with those charged with governance, we determine those matters that were of most significance in the audit of the standalone financial statement of the current period and are therefore the key audit matters. We describe these matters in our auditor's report unless law or regulation precludes public disclosure about the matter or when, in extremely rare circumstances, we determine that a matter should not be communicated in our report because the adverse consequences of doing so would reasonably be expected to outweigh the public interest benefits of such communication.

### **Report on Other Legal and Regulatory Requirements**

1. As required by the Companies (Auditor's Report) Order, 2020 ("the Order") issued by the Central Government of India in terms of sub-section (11) of section 143 of the Act, we give in the Annexure A, a statement on the matters specified in the paragraph 3 and 4 of the order.
2. As required by Section 143 (3) of the Act, we report that:
  - (a) We have sought and obtained all the information and explanations which to the best of our knowledge and belief were necessary for the purposes of our audit.
  - (b) In our opinion proper books of account as required by law have been kept by the Company so far as it appears from our examination of those books.
  - (c) The Standalone Financial Statements dealt with by this report are in agreement with the books of account.
  - (d) In our opinion, the aforesaid Standalone Financial Statements comply with the Ind AS specified under Section 133 of the Act.
  - (e) On the basis of the written representations received from the directors as on 31<sup>st</sup> March 2024 taken on record by the Board of Directors, none of the directors is disqualified as on 31<sup>st</sup> March 2024 from being appointed as a director in terms of Section 164 (2) of the Act.
  - (f) With respect to the adequacy of the internal financial controls over financial reporting of the Company with reference to these Standalone Financial Statements and the operating effectiveness of such controls, refer to our separate report in "Annexure B" to this report.
  - (g) With respect to the other matters to be included in the Auditor's Report in accordance with the requirements of section 197(16) of the Act, as amended, in our opinion and to the best of our information and according to the explanations given to us, the remuneration paid/ provided by the Company to its directors during the year is in accordance with the provisions of section 197 of the Act.
  - (h) With respect to the other matters to be included in the Auditor's Report in accordance with Rule 11 of the Companies (Audit and Auditors) Rules, 2014, as amended in our opinion and to the best of our information and according to the explanations given to us:
    - i) The Company has disclosed the impact of pending litigations on its financial position in its standalone financial statements (Refer Note 40 & to standalone financial statements.)



- ii) The company has made provision as required under the applicable law or Ind AS, for material foreseeable losses, if any, on long term contracts including derivatives contracts.
- iii) There has been no delay in transferring amounts, required to be transferred, to the Investor Education and Protection Fund by the Company.
- iv) (a) The Management has represented that, to the best of its knowledge and belief, no funds (which are material either individually or in the aggregate) have been advanced or loaned or invested (either from borrowed funds or share premium or any other sources or kind of funds) by the Company to or in any other person or entity, including foreign entity ("Intermediaries"), with the understanding, whether recorded in writing or otherwise, that the Intermediary shall, whether, directly or indirectly lend or invest in other persons or entities identified in any manner whatsoever by or on behalf of the Company ("Ultimate Beneficiaries") or provide any guarantee, security or the like on behalf of the Ultimate Beneficiaries;  
(b) The Management has represented that, to the best of its knowledge and belief no funds have been received by the Company from any persons or entities, including foreign entities ("Funding Parties"), with the understanding, whether recorded in writing or otherwise, that the Company shall directly or indirectly, lend or invest in other persons or entities identified in any manner whatsoever ("Ultimate Beneficiaries") by or on behalf of the Funding Parties or provide any guarantee, security or the like on behalf of the Ultimate Beneficiaries.  
(c) Based on the audit procedures performed that have been considered reasonable and appropriate in the circumstances, nothing has come to our notice that has caused us to believe that the representations under sub-clause (i) and (ii) of Rule 11(e) contain any material mis-statement.
- v) No dividend has been declared or paid during the year by the Company.
- vi) Based on our examination, which included test checks, the company has used an accounting software for maintaining its books of account which has a feature of recording audit trail (edit log) facility and the same has operated during the year for all relevant transactions recorded in that software. Further, during the course of our audit we did not come across any instance of audit trail feature being tampered with.

**for Sushil Poddar & Co.**

Chartered Accountants  
Firm's Registration No. 014969N

**S.K. Poddar**

Partner

M.NO. 094479

UDIN: 24094479BKBJKF9034

New Delhi, 29th May, 2024

## ANNEXURE - A TO THE INDEPENDENT AUDITORS' REPORT

The Annexure referred to in Independent Auditors' Report to the members of the Company on the standalone financial statements for the year ended 31<sup>st</sup> March 2024, we report that:

- I (a) (A) The Company has maintained proper records showing full particulars, including quantitative details and situation of Property, Plant and Equipment, capital work-in-progress, investment property and relevant details of right-of-use assets.
- (B) The Company has maintained proper records showing full particulars of intangible assets.
- (b) The fixed assets are physically verified by the Management according to a phased program designed to cover all the items over a period of three years which, in our opinion, is reasonable having regard to the size of the Company and the nature of its assets. Pursuant to the program, a portion of the fixed assets has been physically verified by the Management during the year and no material discrepancies have been noticed on such verification. In our opinion, this periodicity of physical verification is reasonable having regard to the size of the Company and the nature of its assets.
- (c) Based upon the audit procedure performed and according to the records of the Company, the title deeds of all the immovable properties (other than self-constructed building and properties where the Company is the lessee, and the lease agreements are duly executed in favour of the lessee) are held in the name of the Company except for the following which are not held in the name of the Company:

Description of Property	Gross carrying value	Held in the name of	Whether promoter, director of their relative of employee	Period held	Reason for not being held in name of company
PPE	18,50,000	Pardeep Goyal	Yes	12.08.2000	Due to issue in Registration

- (d) According to the information and explanations given to us and on the basis of our examination of the records of the Company, the Company has not revalued its property, plant and equipment (including right of use assets) or intangible assets or both during the year.
- (e) According to the information and explanations given to us and on the basis of our examination of the records of the Company, there are no proceedings initiated or pending against the Company for holding any benami property under the Prohibition of Benami Property Transactions Act, 1988 and rules made thereunder.
- II (a) The inventory, except goods-in-transit and stocks lying with third parties, has been physically verified by the management during the year. In respect of inventory lying with third parties at the year-end, these have substantially been confirmed by them. In our opinion, the frequency of such verification is reasonable and procedures and coverage as followed by management were appropriate. No discrepancies were noticed on verification between the physical stocks and the book records that were more than 10% in the aggregate of each class of inventory.
- (b) The Company has been sanctioned working capital limits in excess of Rs. 5 crores, in aggregate, from banks on the basis of security of current assets during the year. According to the information and explanations given to us, with regard to inventories, the quarterly returns or statements filed by the Company with such banks are materially in agreement with the books of accounts of the Company except in few cases in which the differences has arose due to subsequent finalization of the books of accounts.
- III According to the information and explanations given to us and on the basis of our examination of the records of the Company, the Company has not made any investments in or granted any loans or advances in the nature of loans, secured or unsecured to companies, firms, limited liability partnerships or any other parties during the year. The Company has provided guarantees during the year to companies and other parties, details of which are stated below. The Company has not provided guarantees during the year to firms or limited liability partnerships.
- (a) Based on the audit procedures carried on by us and as per the information and explanations given to us, the Company has provided guarantee to any other entity as below:

<u>Particulars</u>	<u>Guarantee amounts</u>
<b>Aggregate amount of guarantee provided during the year</b>	
- Subsidiaries	Rs. 62.69 Crore
<b>Balance outstanding as at balance sheet date – 31 March 2024</b>	
- Subsidiaries	Rs. 62.69 Crore

- (b) According to the information and explanations given to us and based on the audit procedures conducted by us, in our opinion the guarantees provided during the year are, prima facie, not prejudicial to the interest of the Company.
- (c) The Company has not granted any loans or advances in the nature of loan secured or unsecured. Hence, reporting under clause 3(iii)(c), 3(iii)(d), 3(iii)(e) and 3(iii)(f), of the Order is not applicable.
- IV According to the information and explanations given to us and on the basis of our examination of the records of the Company, the Company has complied with the provisions of Sections 185 and 186 of the Companies Act, 2013 in respect of loans granted, investments made and guarantees and securities provided, as applicable.
- V The Company has not accepted any deposit or amounts which are deemed to be deposits. Hence, reporting under clause 3(v) of the Order is not applicable.
- VI According to the information and explanations given to us, the Central Government has not prescribed the maintenance of cost records under Section 148(1) of the Act for the business activities carried out by the company. Accordingly, clause 3(vi) of the Order is not applicable.
- VII In respect of statutory dues:

- (a) In our opinion, the Company has generally been regular in depositing undisputed statutory dues, including Goods and Services tax, Provident Fund, Employees' State Insurance, Income Tax, Sales Tax, Service Tax, duty of Custom, duty of Excise, Value Added Tax, Cess and other material statutory dues applicable to it with the appropriate authorities.

There were no undisputed amounts payable in respect of Goods and Service tax, Provident Fund, Employees' State Insurance, Income Tax, Sales Tax, Service Tax, duty of Custom, duty of Excise, Value Added Tax, Cess and other material statutory dues in arrears as at March 31, 2024 for a period of more than six months from the date they became payable.

- (b) Details of statutory dues referred to in sub-clause (a) above which have not been deposited as on March 31, 2024 on account of disputes are given below:

<b>Nature of the statute</b>	<b>Nature of dues</b>	<b>Forum where Dispute is Pending</b>	<b>Period to which the Amount Relates</b>	<b>Amount in Rs.</b>
Goods and Service Tax Act, 2017	Goods and Service Tax	Appellate Authority upto Commissioner level	F.Y. 2017-18, 2018-19, 2019-20 & 2020-21	81,07,470/-
KVAT Act	Karnataka VAT	Karnataka Appellate Tribunal	F.Y. 2009-2010 & 2010-2011	56,59,787/-
Income Tax Act, 1961	Income Tax	Commissioner of Income Tax, Appeals	F.Y. 2019-2020	50,74,770/-
Income Tax Act, 1961	Income Tax	Commissioner of Income Tax, Appeals	F.Y. 2020-21	36,43,886/-

- VIII There were no transactions relating to previously unrecorded income that have been surrendered or disclosed as income during the year in the tax assessments under the IncomeTaxAct, 1961 (43 of 1961).
- IX (a) According to the information and explanations given to us and on the basis of our examination of the records of the Company, the Company has not defaulted in the repayment of loans or borrowings or in the payment of interest thereon to any lender.
- (b) According to the information and explanations given to us and on the basis of our examination of the records of the Company, the Company has not been declared a wilful defaulter by any bank or financial institution or government or government authority.
- (c) In our opinion and according to the information and explanations given to us by the management, term loans were applied for the purpose for which the loans were obtained.

- (d) According to the information and explanations given to us and on an overall examination of the balance sheet of the Company, we report that no funds raised on short-term basis have been used for long-term purposes by the Company.
- (e) According to the information and explanations given to us and on an overall examination of the standalone financial statements of the Company, we report that the Company has not taken any funds from any entity or person on account of or to meet the obligations of its subsidiaries or associates, as defined in the Act. The Company does not hold any investment in any joint venture (as defined in the Act) during the year ended 31 March 2024.
- (f) According to the information and explanations given to us and procedures performed by us, we report that the Company has not raised loans during the year on the pledge of securities held in its subsidiaries or associates (as defined under the Act).
- X a) The Company has not raised money by way of initial public offer or further public offer (including debt instruments) during the year and hence reporting under clause 3(x)(a) of the Order is not applicable.
- b) During the year, the Company has not made any preferential allotment or private placement of shares or convertible debentures (fully or partly or optionally).
- XI a) No fraud by the Company and no material fraud on the Company has been noticed or reported during the year.
- b) No report under sub-section (12) of section 143 of the Companies Act has been filed in Form ADT-4 as prescribed under rule 13 of Companies (Audit and Auditors) Rules, 2014 with the Central Government, during the year and upto the date of this report.
- c) As represented to us by the management, there are no whistle blower complaints received by the company during the year.
- XII The Company is not a Nidhi Company and hence reporting under clause (xii) of the Order is not applicable
- XIII In our opinion, the Company is in compliance with Section 177 and 188 of the Companies Act, 2013 with respect to applicable transactions with the related parties and the details of related party transactions have been disclosed in the standalone financial statements as required by the applicable accounting standards.
- XIV (a) In our opinion the Company has an adequate internal audit system commensurate with the size and the nature of its business.
- b) We have considered, the internal audit reports for the year under audit, in determining the nature, timing and extent of our audit procedures.
- XV In our opinion during the year the Company has not entered into any non-cash transactions with its Directors or persons connected with its directors and hence provisions of section 192 of the Companies Act, 2013 are not applicable to the Company.
- XVI (a) The Company is not required to be registered under Section 45-IA of the Reserve Bank of India Act, 1934. Accordingly, clauses 3(xvi)(a) and 3(xvi)(b) of the Order are not applicable.
- (c) The Company is not a Core Investment Company (CIC) as defined in the regulations made by the Reserve Bank of India. Accordingly, clause 3(xvi)(c) of the Order is not applicable.
- (d) According to the information and explanations provided to us during the course of audit, the Group does not have any CICs
- XVII The Company has not incurred cash losses in the current and in the immediately preceding financial year.
- XVIII There has been no resignation of the statutory auditors of the Company during the year. Accordingly, clause 3(xviii) of the Order is not applicable.
- XIX According to the information and explanations given to us and on the basis of the financial ratios, ageing and expected dates of realisation of financial assets and payment of financial liabilities, other information accompanying the standalone financial statements, our knowledge of the Board of Directors and management plans and based on our examination of the evidence supporting the assumptions, nothing has come to our attention, which causes us to believe that any material

uncertainty exists as on the date of the audit report that the Company is not capable of meeting its liabilities existing at the date of balance sheet as and when they fall due within a period of one year from the balance sheet date. We, however, state that this is not an assurance as to the future viability of the Company. We further state that our reporting is based on the facts up to the date of the audit report and we neither give any guarantee nor any assurance that all liabilities falling due within a period of one year from the balance sheet date, will get discharged by the Company as and when they fall due.

XX In our opinion and according to the information and explanations given to us, there is no unspent amount under sub-section (5) of Section 135 of the Act pursuant to any project. Accordingly, clause 3(xx)(a) and 3(xx)(b) of the Order are not applicable.

**for Sushil Poddar & Co.**

Chartered Accountants

Firm's Registration No. 014969N

**S.K. Poddar**

Partner

M.NO. 094479

UDIN: 24094479BKBJKF9034

New Delhi, 29th May, 2024

## **ANNEXURE - B TO THE AUDITORS' REPORT**

### **Report on the Internal Financial Controls under Clause (i) of Sub-section 3 of Section 143 of the Companies Act, 2013 ("the Act")**

We have audited the internal financial controls over financial reporting of "**Bhartiya International Limited**" ("the Company") as of 31<sup>st</sup> March 2024 in conjunction with our audit of the standalone financial statements of the Company for the year ended on that date.

#### **Management's Responsibility for Internal Financial Controls**

The Company's management is responsible for establishing and maintaining internal financial controls based on the internal control over financial reporting criteria established by the Company considering the essential components of internal control stated in the Guidance Note on Audit of Internal Financial Controls over Financial Reporting issued by the Institute of Chartered Accountants of India ('ICAI'). These responsibilities include the design, implementation and maintenance of adequate internal financial controls that were operating effectively for ensuring the orderly and efficient conduct of its business, including adherence to company's policies, the safeguarding of its assets, the prevention and detection of frauds and errors, the accuracy and completeness of the accounting records, and the timely preparation of reliable financial information, as required under the Companies Act, 2013.

#### **Auditors' Responsibility**

Our responsibility is to express an opinion on the Company's internal financial controls over financial reporting based on our audit. We conducted our audit in accordance with the Guidance Note on Audit of Internal Financial Controls over Financial Reporting (the "Guidance Note") and the Standards on Auditing, issued by ICAI and deemed to be prescribed under section 143(10) of the Companies Act, 2013, to the extent applicable to an audit of internal financial controls, both applicable to an audit of Internal Financial Controls and both issued by the Institute of Chartered Accountants of India. Those Standards and the Guidance Note require that we comply with ethical requirements and plan and perform the audit to obtain reasonable assurance about whether adequate internal financial controls over financial reporting was established and maintained and if such controls operated effectively in all material respects.

Our audit involves performing procedures to obtain audit evidence about the adequacy of the internal financial controls system over financial reporting and their operating effectiveness. Our audit of internal financial controls over financial reporting included obtaining an understanding of internal financial controls over financial reporting, assessing the risk that a material weakness exists, and testing and evaluating the design and operating effectiveness of internal control based on the assessed risk. The procedures selected depend on the auditor's judgment, including the assessment of the risks of material misstatement of the financial statements, whether due to fraud or error.

We believe that the audit evidence we have obtained is sufficient and appropriate to provide a basis for our audit opinion on the Company's internal financial controls system over financial reporting.

#### **Meaning of Internal Financial Controls over Financial Reporting**

A company's internal financial control over financial reporting is a process designed to provide reasonable assurance regarding the reliability of financial reporting and the preparation of financial statements for external purposes in accordance with generally accepted accounting principles. A company's internal financial control over financial reporting includes those policies and procedures that:

- (1) Pertain to the maintenance of records that, in reasonable detail, accurately and fairly reflect the transactions and dispositions of the assets of the company;
- (2) provide reasonable assurance that transactions are recorded as necessary to permit preparation of financial statements in accordance with generally accepted accounting principles, and that receipts and expenditures of the company are being made only in accordance with authorizations of management and directors of the company; and
- (3) provide reasonable assurance regarding prevention or timely detection of unauthorised acquisition, use, or disposition of the company's assets that could have a material effect on the financial statements.

#### **Inherent Limitations of Internal Financial Controls over Financial Reporting**

Because of the inherent limitations of internal financial controls over financial reporting, including the possibility of collusion or improper management override of controls, material misstatements due to error or fraud may occur and not be detected. Also,



projections of any evaluation of the internal financial controls over financial reporting to future periods are subject to the risk that the internal financial control over financial reporting may become inadequate because of changes in conditions, or that the degree of compliance with the policies or procedures may deteriorate.

**Opinion**

In our opinion, the Company has, in all material respects, an adequate internal financial controls system over financial reporting and such internal financial controls over financial reporting were operating effectively as at 31 March 2024, based on the internal control over financial reporting criteria established by the Company considering the essential components of internal control stated in the Guidance Note on Audit of Internal Financial Controls Over Financial Reporting issued by the Institute of Chartered Accountants of India.

**for Sushil Poddar & Co.**

Chartered Accountants  
Firm's Registration No. 014969N

**S.K. Poddar**

Partner  
M.NO. 094479  
UDIN: 24094479BKBJKF9034

New Delhi, 29th May, 2024

**STANDALONE BALANCE SHEET AS AT 31ST MARCH, 2024**

Rs. in Lakhs

Particulars	Note No.	As at 31st March, 2024	As at 31st March, 2023
<b>I Assets</b>			
<b>1 Non - Current Assets</b>			
(a) Property, Plant and Equipment	4	12,376.44	12,734.55
(b) Capital Work-in-Progress	4.1	129.06	-
(c) Right of Use Assets	4.3	770.95	887.42
(d) Investment Property	5	502.67	513.58
(e) Intangible Assets	6	39.02	48.05
(f) Investments in Subsidiaries & Associates	7	6,576.09	6,576.09
(g) Financial Assets			
(i) Investments	8	0.01	0.01
(ii) Other financial Assets	9	2,011.48	2,394.97
(h) Other Non-Current Assets	10	52.59	61.30
<b>2 Current Assets</b>			
(a) Inventories	11	55,759.44	50,529.99
(b) Financial Assets			
(i) Investments	12	-	-
(ii) Trade receivables	13	10,318.23	8,452.38
(iii) Cash and Cash Equivalents	14	552.32	435.78
(iv) Bank balances other than cash & cash Equivalents	15	4,447.68	2,385.02
(v) Loans	16	1,002.97	1,117.68
(vi) Others Financial Assets	17	2,631.94	1,703.17
(c) Current Tax assets (net)		125.56	125.53
(d) Other Current Assets	18	2,313.38	2,231.50
<b>TOTAL ASSETS</b>		<b>99,609.83</b>	<b>90,197.02</b>
<b>II Equity and Liabilities</b>			
<b>1 Equity</b>			
(a) Equity Share Capital	19	1,220.94	1,220.71
(b) Other Equity	20	32,488.82	30,721.95
<b>2 Liabilities</b>			
Non - Current Liabilities			
(a) Financial Liabilities			
(i) Borrowings	21	8,810.34	13,258.55
(ii) Lease Liability		286.59	394.69
(iii) Other Financial Liabilities	22	108.86	99.84
(b) Provisions	24	41.52	16.62
(b) Other non-Current Liabilities	23	86.32	100.56
(c) Deferred Tax Liabilities (Net)	24	844.16	796.06
<b>3 Current Liabilities</b>			
(a) Financial Liabilities			
(i) Borrowings	25	39,576.20	32,453.56
(ii) Lease Liability		110.06	95.16
(iii) Trade payables	26		
Total outstanding dues of micro enterprises and small enterprises		360.17	868.23
Total outstanding dues of creditors other than micro enterprises and small enterprises		13,678.05	8,315.69
(iv) Other financial liabilities	27	1,213.29	1,299.31
(b) Provisions	28	142.14	146.10
(c) Other Current Liabilities	29	369.41	21.27
(d) Current Tax Liabilities (Net)		272.96	388.72
<b>TOTAL OF EQUITY AND LIABILITIES</b>		<b>99,609.83</b>	<b>90,197.02</b>
Material Accounting Policies			
The accompanying notes are an integral part of the financial statements	1 to 55		

As per our report of even date attached

**For SUSHIL PODDAR & CO.**Chartered Accountants  
Firm Reg. No. 014969N**S.K. Poddar**Partner  
Mem. No. 094479**Yogesh Kumar Gautam**

Company Secretary

**Raj Kumar Chawla**

Chief Financial Officer

**For and on behalf of the Board****Manoj Khattar**Whole Time Director  
DIN: 00694981**Vivek Kapur**Director  
DIN: 09678378

Gurugram, 29th May, 2024

## STANDALONE STATEMENT OF PROFIT & LOSS FOR THE YEAR ENDED 31ST MARCH, 2024

Rs. in Lakhs

Particulars	Note No.	Year Ended 31st March, 2024	Year Ended 31st March, 2023
<b>INCOME</b>			
Revenue from Operations	30	<b>66,094.66</b>	66,443.38
Other Income	31	<b>265.62</b>	346.22
<b>Total Income</b>		<b><u>66,360.28</u></b>	<u>66,789.60</u>
<b>EXPENSES</b>			
Cost of Material Consumed	32	<b>36,914.72</b>	34,789.94
Purchases of Stock-in-Trade		<b>13.43</b>	15.58
Change in Inventories of Finished Goods & Work-in-Progress	33	<b>(2,735.30)</b>	1,188.86
Employee Benefits Expense	34	<b>4,756.45</b>	4,675.51
Finance Costs	35	<b>3,929.80</b>	3,445.43
Depreciation and Amortisation Expense	36	<b>1,047.57</b>	980.75
Other Expenses	37	<b>20,045.56</b>	19,509.57
<b>Total Expenses</b>		<b><u>63,972.23</u></b>	<u>64,605.64</u>
<b>Profit / (Loss) before tax for the year</b>		<b>2,388.05</b>	2,183.96
<b>Tax Expenses</b>	38		
i Current Tax		583.82	594.51
ii Deferred Tax		45.63	(27.81)
<b>Profit / (Loss) for the year (A)</b>		<b><u>1,758.60</u></b>	<u>1,617.26</u>
<b>Other Comprehensive Income</b>			
<b>Items that will not be Reclassified to profit or Loss</b>			
Remeasurements of the defined benefit plans		9.84	(45.74)
Income tax relating to above items		(2.48)	11.51
<b>Total Other Comprehensive Income for the Year (B)</b>		<b><u>7.36</u></b>	<u>(34.23)</u>
<b>Total Comprehensive Income for the Year (A+B)</b>		<b><u>1,765.96</u></b>	<u>1,583.03</u>
<b>Earnings per equity share of Face Value</b>			
Basic (in Rupees)		14.40	13.25
Diluted (in Rupees)		14.40	13.23
Material Accounting Policies			
The accompanying notes are an integral part of the financial statements	1 to 55		

As per our report of even date attached

**For SUSHIL PODDAR & CO.**

Chartered Accountants

Firm Reg. No. 014969N

**S.K. Poddar**

Partner

Mem. No. 094479

**Yogesh Kumar Gautam**

Company Secretary

**Raj Kumar Chawla**

Chief Financial Officer

**For and on behalf of the Board****Manoj Khattar**

Whole Time Director

DIN: 00694981

**Vivek Kapur**

Director

DIN: 09678378

Gurugram, 29th May, 2024

## STANDALONE STATEMENT OF CHANGES IN EQUITY FOR THE YEAR ENDED 31ST MARCH, 2024

### A Equity Share Capital Rs. in Lakhs

Particulars	Notes	Amount
Balance as at 31st March, 2022		1,220.71
Change in equity share capital during the year 2022-23	19.1	-
Balance as at 31st March, 2023		1,220.71
Change in equity share capital during the year 2023-24	19.1	0.23
Balance as at 31st March, 2024		1,220.94

### B Other Equity (Refer Note 20)

Particulars	Application Money Pending for allotment	Employee Stock Options Outstanding	Reserves and Surplus					Total
			Preferential Share Warrant Forfeited	Securities Premium	General Reserve	Retained Earnings	Other Comprehensive Income (defined benefit plan )	
<b>Balance as at 31st March, 2022</b>	-	89.43	925.75	7,859.24	3,517.36	16,688.24	58.90	29,138.92
Profit for the year	-	-	-	-	-	1,617.26	-	1,617.26
Other Comprehensive Income for the year	-	-	-	-	-	-	(34.23)	(34.23)
<b>Balance as at 31st March, 2023</b>	-	89.43	925.75	7,859.24	3,517.36	18,305.50	24.67	30,721.95
Profit for the year	-	-	-	-	-	1,758.60	-	1,758.60
Other comprehensive income for the year	-	-	-	-	-	-	7.36	7.36
Transfer from ESOP	-	(89.43)	-	10.75	79.59	-	-	0.91
<b>Balance as at 31st March, 2024</b>	-	-	925.75	7,869.99	3,596.95	20,064.10	32.03	32,488.82

As per our report of even date attached  
**For SUSHIL PODDAR & CO.**  
 Chartered Accountants  
 Firm Reg. No. 014969N

**S.K. Poddar**  
 Partner  
 Mem. No. 094479

**Yogesh Kumar Gautam**  
 Company Secretary

**Raj Kumar Chawla**  
 Chief Financial Officer

**For and on behalf of the Board**

**Manoj Khattar**  
 Whole Time Director  
 DIN: 00694981

**Vivek Kapur**  
 Director  
 DIN: 09678378

Gurugram, 29th May, 2024

## STANDALONE STATEMENT OF CASH FLOW FOR THE YEAR ENDED 31ST MARCH, 2024

Rs. in Lakhs

Particulars	Year Ended 31st March, 2024	Year Ended 31st March, 2023
<b>A. CASH FLOWS FROM OPERATING ACTIVITIES</b>		
<b>Profit / (Loss) before tax as per statement of Profit and loss</b>	<b>2,388.05</b>	2,183.96
<b>Adjustment for :</b>		
Finance Cost	<b>3,929.80</b>	3,445.43
Depreciation and amortisation Expenses	<b>1,047.57</b>	980.75
Loss/(Profit) on sale of Property, Plant & Equipment (net)	<b>(1.50)</b>	(2.34)
Rental Income	<b>(250.11)</b>	(246.96)
Government Grant Income	<b>(4.44)</b>	(4.44)
<b>Operating profit/(loss) before working capital changes</b>	<b><u>7,109.37</u></b>	<u>6,356.40</u>
<b>Movements in working capital:</b>		
Increase/ (decrease) in trade payables	<b>4,854.30</b>	830.93
Increase/ (decrease) in other financial liabilities	<b>(53.54)</b>	616.75
Increase/ (decrease) in other liabilities	<b>348.14</b>	(117.94)
Increase/ (decrease) in provisions	<b>30.78</b>	(35.94)
Decrease/ (increase) in inventories	<b>(5,229.45)</b>	(5,849.50)
Decrease/ (increase) trade receivables	<b>(1,865.85)</b>	(64.75)
Decrease/ (increase) in loan	<b>114.71</b>	(35.61)
Decrease/ (increase) in other current financial assets	<b>(928.77)</b>	1,323.63
Decrease/ (increase) in other current assets	<b>(81.88)</b>	203.92
Decrease/ (increase) in other non-current assets	<b>0.02</b>	(16.34)
Decrease/ (increase) in other non-current financial assets	<b>(33.22)</b>	(86.25)
<b>Cash (used in) / Generated from Operations</b>	<b><u>4,264.61</u></b>	<u>3,125.30</u>
Income tax paid (Net)	<b>(699.62)</b>	(225.09)
<b>Net Cash (used in)/ Generated from Operating Activities - (A)</b>	<b><u>3,564.99</u></b>	<u>2,900.21</u>
<b>B. CASH FLOWS FROM INVESTING ACTIVITIES</b>		
Purchase of Property, Plant & Equipment	<b>(688.44)</b>	(2,109.76)
Capital advance/Capital creditors (net)	<b>(23.79)</b>	41.91
Proceeds from sale of Property, Plant & Equipment	<b>7.83</b>	4.89
Security Deposit	<b>(0.78)</b>	(0.78)
Rental Income	<b>250.11</b>	246.96
Fixed Deposit with Bank	<b>(1,645.95)</b>	(346.32)
<b>Net cash from/ (used in) Investing Activities - (B)</b>	<b><u>(2,101.02)</u></b>	<u>(2,163.10)</u>

## STANDALONE STATEMENT OF CASH FLOW FOR THE YEAR ENDED 31ST MARCH, 2024

Rs. in Lakhs

Particulars	Year Ended 31st March, 2024	Year Ended 31st March, 2023
<b>C. CASH FLOWS FROM FINANCING ACTIVITIES</b>		
Proceeds from long-term borrowings (net)	(2,685.20)	606.93
Proceeds from short-term borrowings (net)	5,359.63	1,862.78
Payment of Lease Liability	(132.33)	(163.68)
Share Application money received	-	-
Share Capital including securities premium	1.14	-
Interest and processing fees paid (net)	(3,890.67)	(3,398.69)
<b>Net cash from/ (used in) financing activities - (C)</b>	<b>(1,347.43)</b>	<b>(1,092.66)</b>
<b>Net increase / (decrease) in Cash and Cash Equivalents - (A+B+C)</b>	<b>116.54</b>	<b>(355.55)</b>
Cash and Cash equivalents as at beginning of the year	435.78	791.33
<b>Cash and Cash equivalents as at the end of the year</b>	<b>552.32</b>	<b>435.78</b>
<b>Components of Cash and Cash Equivalents:</b>		
Cash on hand	18.04	20.34
Balances with scheduled banks:		
In current accounts	534.28	415.44
<b>Cash and cash equivalents in cash flow statement</b>	<b>552.32</b>	<b>435.78</b>

Note: The above Standalone Statement of cash flows has been prepared under the 'Indirect method' as set out in Ind As-7, Statement of cash flows.

As per our report of even date attached  
**For SUSHIL PODDAR & CO.**  
Chartered Accountants  
Firm Reg. No. 014969N

**S.K. Poddar**  
Partner  
Mem. No. 094479

**Yogesh Kumar Gautam**  
Company Secretary

**Raj Kumar Chawla**  
Chief Financial Officer

**For and on behalf of the Board**

**Manoj Khattar**  
Whole Time Director  
DIN: 00694981

**Vivek Kapur**  
Director  
DIN: 09678378

Gurugram, 29th May, 2024



## NOTES TO THE STANDALONE FINANCIAL STATEMENTS

### 1 CORPORATE INFORMATION

Bhartiya International Limited ( 'the Company') is a public limited company with domiciled in India and incorporated under the provisions of the Companies Act applicable in India. Its shares are listed on leading stock exchange in India. The Company has its registered office at Chennai and its Corporate Office at Gurugram, Haryana. The Company is in the business of manufacturing and trading of Leather Products & Textile Products.

### 2 BASIS OF PREPARATION

These financial statements have been prepared in accordance with the Indian Accounting Standards (hereinafter referred to as the 'Ind AS') as notified by Ministry of Corporate Affairs pursuant to Section 133 of the Companies Act, 2013 ('Act') read with of the Companies (Indian Accounting Standards) Rules,2015.

The financial statements have been prepared on the historical cost basis except the certain financial instruments that are measured at fair values at the end of each reporting period, as explained in the accounting policies.

Based on the nature of products/activities and the time between acquisition of assets and their realisation in cash and cash equivalents, the Company has ascertained its operating cycle as 12 months for the purpose of current or non-current classification of assets and liabilities.

### 3 MATERIAL ACCOUNTING POLICIES

#### 3.1 Property, Plant and Equipment

Freehold land is carried at cost. All other items of property, plant and equipment and Capital work in progress (including Pre-operative expenses ) are measured at cost less accumulated depreciation and impairment losses, if any. Cost includes expenditures directly attributable to the acquisition of the asset. General and specific borrowing costs directly attributable to the construction of a qualifying asset are capitalized as part of the cost.

Depreciation is charged on a pro-rata basis at the straight-line method over estimated economic useful lives of its property, plant and equipment generally in accordance with that provided in the Schedule II.

Assets acquired under finance lease and leasehold improvements are amortized over the shorter of estimated useful life of the asset or the related lease term.

#### 3.2 Investment Properties

Property that is held for long-term rental yields or for capital appreciation or both, and that is not occupied by the Company, is classified as investment property. Investment property is measured at its cost, including related transaction costs and applicable borrowing costs less depreciation and impairment if any.

Depreciation is charged on a pro-rata basis at the straight-line method over estimated economic useful lives of building generally in accordance with that provided in the Schedule II of the Companies Act.

#### 3.3 Intangible Assets

##### Computer Software

Computer software are stated at cost, less accumulated amortisation and impairments, if any.

##### Amortisation Method and Useful Life

The Company amortizes computer software using the straight-line method over the period of 3 years.

#### 3.4 Lease

Effective from 1st April, 2019, the Company adopted Ind AS 116 – Leases and applied the standard to all lease contracts existing as on 1st April, 2019 using the modified retrospective method on the date of initial application i.e. 1st April, 2019.

At inception of a contract, the Company assesses whether a contract is, or contains, a lease. A contract is, or contains, a lease if the contract conveys the right to control the use of an identified asset for a period of time in exchange for consideration.

##### Company as a Lessee

The Company applies a single recognition and measurement approach for all leases, except for short-term leases and leases of low value assets. The Company recognises lease liabilities to make lease payments and right-of-use assets representing the right to use the underlying assets.

## NOTES TO THE STANDALONE FINANCIAL STATEMENTS (CONTD.)

### (i) Right-of-use Assets (ROU Assets)

The Company recognises right-of-use assets at the commencement date of the lease (i.e., the date the underlying asset is available for use). Right-of-use assets are measured at cost, less any accumulated depreciation and impairment losses, and adjusted for any remeasurement of lease liabilities. The cost of right-of-use assets includes the amount of lease liabilities recognised, initial direct costs incurred, and lease payments made at or before the commencement date less any lease incentives received. Right-of-use assets are depreciated on a straight-line basis over the shorter of the lease term and the estimated useful lives of the assets.

If ownership of the leased asset transfers to the Company at the end of the lease term or the cost reflects the exercise of a purchase option, depreciation is calculated using the estimated useful life of the asset. The right-of-use assets are also subject to impairment.

### (ii) Lease Liabilities

At the commencement date of the lease, the Company recognises lease liabilities measured at the present value of lease payments to be made over the lease term. The lease payments include fixed payments (including in substance fixed payments) less any lease incentives receivable, variable lease payments that depend on an index or a rate, and amounts expected to be paid under residual value guarantees. The lease payments also include the exercise price of a purchase option reasonably certain to be exercised by the Company and payments of penalties for terminating the lease, if the lease term reflects the Company exercising the option to terminate. Variable lease payments that do not depend on an index or a rate are recognised as expenses (unless they are incurred to produce inventories) in the period in which the event or condition that triggers the payment occurs. In calculating the present value of lease payments, the Company uses its incremental borrowing rate at the lease commencement date because the interest rate implicit in the lease is not readily determinable. After the commencement date, the amount of lease liabilities is increased to reflect the accretion of interest and reduced for the lease payments made. In addition, the carrying amount of lease liabilities is remeasured if there is a modification, a change in the lease term, a change in the lease payments (e.g., changes to future payments resulting from a change in an index or rate used to determine such lease payments) or a change in the assessment of an option to purchase the underlying asset. Lease liability and ROU assets have been separately presented in the Balance Sheet and lease payments have been classified as financing cash flows.

### (iii) Short-Term Leases and Leases of Low-Value Assets

The Company applies the short-term lease recognition exemption to its short-term leases of machinery and equipment (i.e., those leases that have a lease term of 12 months or less from the commencement date and do not contain a purchase option). It also applies the lease of low-value assets recognition exemption to leases of office equipment that are considered to be low value. Lease payments on short-term leases and leases of low-value assets are recognised as expense on a straight-line basis over the lease term.

#### Company as a Lessor

Leases in which the Company does not transfer substantially all the risks and rewards incidental to ownership of an asset are classified as operating leases. Rental income arising is accounted for on a straight-line basis over the lease terms. Initial direct costs incurred in negotiating and arranging an operating lease are added to the carrying amount of the leased asset and recognised over the lease term on the same basis as rental income. Contingent rents are recognised as revenue in the period in which they are earned.

### 3.5 Investment In Subsidiaries And Associates

Investments in subsidiaries and associates are carried at cost less accumulated impairment losses, if any. Where an indication of impairment exists permanently, the carrying amount of the investment is assessed and written down immediately to its recoverable amount. On disposal of investments in subsidiaries and associates, the difference between net disposal proceeds and the carrying amounts are recognized in the Statement of Profit and Loss.

### 3.6 Inventories

Raw materials and consumables have been valued at cost after providing for obsolescence. Cost comprise of cost of purchase and other cost incurred in bringing the inventories to their present location and condition. Cost is determined on FIFO basis. Finished goods are value at cost or net realisable value whichever is lower. Cost of finished goods and work-in-progress include all costs of purchases, conversion costs and other costs incurred in bringing the inventories to their present location and condition. The net realisable value is the estimated selling price in the ordinary course of business less the estimated costs of completion and estimated costs necessary to make the sale.

## NOTES TO THE STANDALONE FINANCIAL STATEMENTS (CONTD.)

### 3.7 Cash & Cash Equivalents

The Company's cash and cash equivalents consist of cash on hand and in banks and demand deposits with banks, which can be withdrawn at any time, without prior notice or penalty on the principal.

For the purposes of the cash flow statement, cash and cash equivalents include cash on hand, in banks and demand deposits with banks, net of outstanding bank overdrafts that are repayable on demand and are considered part of the Company's cash management system. In the balance sheet, bank overdrafts are presented under other current liabilities.

### 3.8 Employee Benefits

#### Defined Contribution Plan

Retirement benefit in the form of provident fund is a defined contribution scheme. The Company has no obligation, other than the contribution payable to the provident fund. The Company recognizes contribution payable to the provident fund scheme as expenditure, when an employee renders the related service.

#### Defined Benefit Plan

Gratuity is a defined benefit obligation. The Company accounts for the gratuity liability, based upon the actuarial valuation performed in accordance with the Projected Unit Credit method carried out at the year end, by an independent actuary.

Re-measurement, comprising actuarial gains and losses and the return on plan assets (excluding net interest), is reflected immediately in the balance sheet with a charge or credit recognised in other comprehensive income in the period in which they occur. Re-measurement recognised in other comprehensive income is reflected immediately in retained earnings and is not reclassified to profit or loss.

### 3.9 Financial Instruments

A financial instrument is any contract that gives rise to a financial asset of one entity and a financial liability or equity instrument of another entity.

#### Financial Assets

Financial Assets are recognised when the Company becomes a party to the contractual provisions of the instrument.

On initial recognition, a financial asset is recognised at fair value, in case of a Financial assets which are recognised at fair value through profit and loss (FVTPL), its transaction cost are recognised in the statement of profit and loss. In other cases, the transaction cost are attributed to the acquisition value of the financial asset.

Financial Assets are subsequently classified as measured at

- Amortised Cost
- fair value through profit and loss (FVTPL)
- fair value through other comprehensive income (FVOCI).

#### Debt Instruments

Debt instruments are initially measured at amortised cost, fair value through other comprehensive income ('FVOCI') or fair value through profit or loss ('FVTPL') till derecognition on the basis of (i) the entity's business model for managing the financial assets and (ii) the contractual cash flow characteristics of the financial asset.

#### (a) Measured at Amortised Cost:

Financial assets that are held within a business model whose objective is to hold financial assets in order to collect contractual cash flows that are solely payments of principal and interest, are subsequently measured at amortised cost using the effective interest rate ('EIR') method less impairment, if any. The amortisation of EIR and loss arising from impairment, if any is recognised in the Statement of Profit and Loss.

#### (b) Measured at Fair Value through Other Comprehensive Income:

Financial assets that are held within a business model whose objective is achieved by both, selling financial assets and collecting contractual cash flows that are solely payments of principal and interest, are subsequently measured at fair value through other comprehensive income. Fair value movements are recognized in the other comprehensive income (OCI). On derecognition, cumulative gain or loss previously recognised in OCI is reclassified from the equity to 'other income' in the Statement of Profit and Loss.

## NOTES TO THE STANDALONE FINANCIAL STATEMENTS (CONTD.)

### (c) Measured at Fair Value through Profit or Loss:

A financial asset not classified as either amortised cost or FVOCI, is classified as FVTPL. Such financial assets are measured at fair value with all changes in fair value, including interest income and dividend income if any, recognised as 'other income' in the Statement of Profit and Loss.

#### Equity Instruments:

All investments in equity instruments classified under financial assets are initially measured at fair value, the Company may, on initial recognition, irrevocably elect to measure the same either at FVOCI or FVTPL.

The Company makes such election on an instrument-by-instrument basis. Fair value changes on an equity instrument is recognised as other income in the Statement of Profit and Loss unless the Company has elected to measure such instrument at FVOCI. Fair value changes excluding dividends, on an equity instrument measured at FVOCI are recognised in OCI. Amounts recognised in OCI are not subsequently reclassified to the Statement of Profit and Loss. Dividend income on the investments in equity instruments are recognised as 'other income' in the Statement of Profit and Loss.

#### Derecognition

The Company derecognises a financial asset when the contractual rights to the cash flows from the financial asset expire, or it transfers the contractual rights to receive the cash flows from the asset.

#### Financial Liabilities

##### Initial Recognition and Measurement

Financial liabilities are recognised when the Group becomes a party to the contractual provisions of the instrument. Financial liabilities are initially measured at the amortised cost unless at initial recognition, they are classified as fair value through profit and loss.

##### Subsequent Measurement

Financial liabilities are subsequently measured at amortised cost using the EIR method. Financial liabilities carried at fair value through profit or loss are measured at fair value with all changes in fair value recognised in the Statement of Profit and Loss.

##### Loans and Borrowings

After initial recognition, interest-bearing loans and borrowings are subsequently measured at amortised cost using the EIR method. Gains and losses are recognised in profit or loss when the liabilities are derecognised as well as through the EIR amortisation process.

Amortised cost is calculated by taking into account any discount or premium on acquisition and fees or costs that are an integral part of the EIR. The EIR amortisation is included as finance costs in the statement of profit and loss.

##### Trade and Other Payable

These amounts represent liabilities for goods and services provided to the Company prior to the end of financial year which are unpaid. The amounts are generally unsecured. Trade and other payable are presented as current liabilities unless payment is not due within 12 months after the reporting period. They are recognized initially at their fair value and subsequently measured at amortized cost using effective interest method.

#### Derecognition

A financial liability is derecognised when the obligation specified in the contract is discharged, cancelled or expires.

#### Derivative Instruments

The Company enters into foreign exchange forward contracts to manage its exposure to foreign exchange rate risks. These contracts are initially recognised at fair value and subsequently, at the end of each reporting period, re-measured at their fair values on reporting date. The resulting gain or loss is recognised in profit or loss in the same line as the movement in the hedged exchange rate.

### 3.10 Provision and Contingent Liabilities

Provisions are recognised when the Company has a present legal or constructive obligation as a result of past events, it is probable that an outflow of resources will be required to settle the obligation and the amount can be reliably estimated. Provisions are not recognised for future operating losses.

## NOTES TO THE STANDALONE FINANCIAL STATEMENTS (CONTD.)

Contingent Liabilities are disclosed in respect of possible obligations that arise from past events but their existence will be confirmed by the occurrence or non occurrence of one or more uncertain future events not wholly within the control of the Company or where any present obligation cannot be measured in terms of future outflow of resources or where a reliable estimate of the obligation cannot be made.

### 3.11 Revenue Recognition

Revenue from contract with customers is recognised when the Company satisfies performance obligation by transferring promised goods and services to the customer. Performance obligations are satisfied at the point of time when the customer obtains controls of the asset.

Revenue is measured based on transaction price, which is the fair value of the consideration received or receivable, stated net of discounts, returns and taxes. Transaction price is recognised based on the price specified in the contract, net of discount.

#### Revenue from Services

Revenue from services is recognised in the accounting period in which the services are rendered.

#### Other Operating Revenue - Export Incentives

"Export Incentives under various schemes are accounted in the year of export.

#### Interest Income

Interest income is recognized using the effective interest rate (EIR) method

#### Dividend Income

Dividend income on investments is recognised when the right to receive dividend is established.

### 3.12 Foreign Currency Translation

The Company's financial statements are presented in Indian currency, which is also the company's functional currency.

#### Transactions and Balances

Transactions in foreign currencies are initially recorded in functional currency spot rates at the date the transaction first qualifies for recognition.

Monetary assets and liabilities denominated in foreign currencies are translated at the functional currency spot rates of exchange at the reporting date.

Exchange differences arising on settlement or translation of monetary items are recognised in profit or loss.

Non-monetary items that are measured in terms of historical cost in a foreign currency are not retranslated.

### 3.13 Income Tax

Income tax comprises current and deferred tax. Income tax expense is recognized in the statement of profit and loss except to the extent it relates to items directly recognized in other comprehensive income.

#### Current Tax

The tax currently payable is based on taxable profit for the year. Taxable profit differs from profit before tax as reported in the statement of profit and loss because of items of income or expense that are taxable or deductible in other years and items that are never taxable or deductible. The Company's current tax is calculated using tax rates that have been enacted or substantively enacted by the end of the reporting period. The Company offsets current tax assets and current tax liabilities, where it has a legally enforceable right to set off the recognized amounts and where it intends either to settle on a net basis, or to realize the asset and liability simultaneously.

#### Deferred Tax

Deferred tax is recognised on temporary differences between the carrying amounts of assets and liabilities in the financial statements and the corresponding tax bases used in the computation of taxable profit. Deferred tax liabilities are generally recognised for all taxable temporary differences. Deferred tax assets are generally recognised for all deductible temporary differences to the extent that it is probable that taxable profits will be available against which those deductible temporary differences can be utilised.

The carrying amount of deferred tax assets is reviewed at the end of each reporting period and reduced to the extent that it is no longer probable that sufficient taxable profits will be available to allow all or part of the asset to be recovered.

## NOTES TO THE STANDALONE FINANCIAL STATEMENTS (CONTD.)

Deferred tax liabilities and assets are measured at the tax rates that are expected to apply in the period in which the liability is settled or the asset realised, based on tax rates (and tax laws) that have been enacted or substantively enacted by the end of the reporting period.

The Company offsets deferred income tax assets and liabilities, where it has a legally enforceable right to offset current tax assets against current tax liabilities, and they relate to taxes levied by the same taxation authority on either the same taxable entity, or on different taxable entities where there is an intention to settle the current tax liabilities and assets on a net basis or their tax assets and liabilities will be realized simultaneously.

### 3.14 Earning Per Share

Basic earnings per share is computed by dividing the profit after tax by the weighted average number of equity shares outstanding during the year.

Diluted earnings per share is computed by dividing the profit after tax as adjusted for dividend, interest and other charges to expense or income relating to the dilutive potential equity shares, by the weighted average number of equity shares considered for deriving basic earnings per share and the weighted average number of equity shares which could have been issued on the conversion of all dilutive potential equity shares.

### 3.15 Borrowing Cost

Borrowing cost includes interest, amortization of ancillary costs incurred in connection with the arrangement of borrowings and exchange differences arising from foreign currency borrowings to the extent they are regarded as an adjustment to the interest cost. Borrowing costs directly attributable to the acquisition, construction or production of an asset that necessarily takes a substantial period of time to get ready for its intended use or sale are capitalized as part of the cost of the respective asset. All other borrowing costs are expensed in the period they are incurred.

### 3.16 Government Grants

Government grants are not recognised until there is reasonable assurance that the Company will comply with the conditions attaching to them and that the grants will be received.

Government grants are recognised in profit or loss on a systematic basis over the periods in which the Company recognises as expenses the related costs for which the grants are intended to compensate.

Government grants relating to the purchase of property, plant and equipment are included in non-current liabilities as deferred income and are credited to Profit and Loss on a straight - line basis over the expected lives of related assets and presented within other income.

### 3.17 Share Based Payment

Equity-settled share-based payments to employees are measured at the fair value of the equity instruments at the grant date.

The fair value determined at the grant date of the equity-settled share-based payments is expensed on a straight-line basis over the vesting period, based on the Company's estimate of equity instruments that will eventually vest, with a corresponding increase in equity. At the end of each reporting period, the Company revises its estimate of the number of equity instruments expected to vest. The impact of the revision of the original estimates, if any, is recognised in profit or loss such that the cumulative expense reflects the revised estimate, with a corresponding adjustment to the equity-settled employee benefits reserve.

### 3.18 Critical Estimates and Judgements

The preparation of financial statements requires the use of accounting estimates which by definition will seldom equal the actual results. Management also need to exercise judgement in applying the Group's accounting policies.

This note provides an overview of the areas that involved a higher degree of judgement or complexity, and items which are more likely to be materially adjusted due to estimates and assumptions turning out to be different than those originally assessed. Detailed information about each of these estimates and judgements is included in relevant notes together with information about the basis of calculation for each affected line item in the financial statements.

#### **The Areas involving Critical Estimates or Judgement are:**

- Estimation of Defined benefit obligation
- Estimation of current tax expenses and Payable
- Useful lives of depreciable assets
- Provision and contingent liability
- Carry value of investment in subsidiary and associates



## NOTES TO THE STANDALONE FINANCIAL STATEMENTS (CONTD.)

### 4. PROPERTY, PLANT AND EQUIPMENT

Particulars	Rs. in Lakhs							Total
	Freehold Land	Buildings	Plant and Equipment	Furniture and Fixtures	Vehicles	Office Equipment	Computer Equipment	
<b>Gross Carrying Amount</b>								
<b>Balance as at 31st March, 2022</b>	223.25	5,979.45	6,693.24	404.43	193.66	432.52	266.45	14,193.00
Addition	-	1,773.42	987.17	50.32	10.60	38.36	50.01	2,909.88
Disposal			8.40		10.34		0.35	19.09
<b>Balance as at 31st March, 2023</b>	<b>223.25</b>	<b>7,752.87</b>	<b>7,672.01</b>	<b>454.75</b>	<b>193.92</b>	<b>470.88</b>	<b>316.11</b>	<b>17,083.79</b>
Addition			254.69	50.33	150.77	43.40	53.28	552.47
Disposal			7.12		47.32	64.58	0.48	119.50
<b>Balance as at 31st March, 2024</b>	<b>223.25</b>	<b>7,752.87</b>	<b>7,919.58</b>	<b>505.08</b>	<b>297.37</b>	<b>449.70</b>	<b>368.91</b>	<b>17,516.76</b>
<b>Accumulated Depreciation</b>								
Balance as at 31st March, 2022	-	846.38	1,946.02	196.12	88.24	270.12	204.25	3,551.13
Addition		204.24	485.18	36.12	17.86	39.52	31.74	814.66
Disposal			7.28		9.14		0.13	16.55
<b>Balance as at 31st March, 2023</b>	<b>-</b>	<b>1,050.62</b>	<b>2,423.92</b>	<b>232.24</b>	<b>96.96</b>	<b>309.64</b>	<b>235.86</b>	<b>4,349.24</b>
Addition		246.03	518.91	36.28	21.40	41.21	40.41	904.24
Disposal			6.54		44.95	61.22	0.45	113.16
<b>Balance as at 31st March, 2024</b>	<b>-</b>	<b>1,296.65</b>	<b>2,936.29</b>	<b>268.52</b>	<b>73.41</b>	<b>289.63</b>	<b>275.82</b>	<b>5,140.32</b>
<b>Net carrying amount</b>								
<b>Balance as at 31st March, 2023</b>	223.25	6,702.25	5,248.09	222.51	96.96	161.24	80.25	12,734.55
<b>Balance as at 31st March, 2024</b>	<b>223.25</b>	<b>6,456.22</b>	<b>4,983.29</b>	<b>236.56</b>	<b>223.96</b>	<b>160.07</b>	<b>93.09</b>	<b>12,376.44</b>

a) **Title deeds of Immovable Properties not held in name of the Company**

Relevant line item in the Balance Sheet	Description of item of Property	Gross Carrying Value	Title deeds held in the Name of	Whether title deed holder is a promoter or director or Relative of Promoter Director	Property held since which date	Reason for not being held in the name of the company
PPE	Building	18.50	Pardeep Goyal	Relative of Director	12.08.2000	Due to issue in Registration

b) All immovable property is held in the name of company except mentioned above.

c) The company has not revalued its Property, Plant and Equipment during the current reporting period.

d) The company does not hold any Benami Property and does not have any proceedings initiated or pending for holding benami property under the Benami Transactions (Prohibitions) Act, 1988.

#### 4.1 Capital Work in Progress

Balance as at 31st March, 2023

Balance as at 31st March, 2024

-

**129.06**

##### 4.1.1 Ageing of Capital Work-in-Progress ageing

	Amount in CWIP for a period of				
	Less than 1 Year	1-2 Year	2-3 Year	More than 3 Year	Total
<b>31 March, 2024</b>					
Projects in Process	129.06	-	-	-	<b>129.06</b>
<b>31 March, 2023</b>					
Projects in Process	-	-	-	-	-

**NOTES TO THE STANDALONE FINANCIAL STATEMENTS (CONTD.)****4.2 RIGHT OF USE ASSETS**

Particulars	Rs. in Lakhs		
	Land	Building	Total
<b>Gross Carrying amount</b>			
Balance as at 31st March, 2022	532.34	639.66	1,172.00
Addition	-	101.14	101.14
Disposal/Adjustment		-	-
Balance as at 31st March, 2023	532.34	740.80	1,273.14
Addition	-		-
Disposal/Adjustment			-
<b>Balance as at 31st March, 2024</b>	<b>532.34</b>	<b>740.80</b>	<b>1,273.14</b>
<b>Accumulated Depreciation</b>			
Balance as at 31st March, 2022	37.91	208.86	246.77
Addition	12.64	126.31	138.95
Disposal/Adjustment	-	-	-
Balance as at 31st March, 2023	50.55	335.17	385.72
Addition	12.64	103.83	116.47
Disposal/Adjustment			-
<b>Balance as at 31st March, 2024</b>	<b>63.19</b>	<b>439.00</b>	<b>502.19</b>
<b>Net Carrying Amount</b>			
Balance as at 31st March, 2023	481.79	405.63	887.42
<b>Balance as at 31st March, 2024</b>	<b>469.15</b>	<b>301.80</b>	<b>770.95</b>

**5. INVESTMENT PROPERTIES**

Particulars	Buildings	Total
<b>Gross Carrying Amount</b>		
<b>Balance as at 31st March, 2022</b>	589.92	589.92
Addition		
Disposal		
<b>Balance as at 31st March, 2023</b>	<b>589.92</b>	<b>589.92</b>
Addition		
Disposal		
<b>Balance as at 31st March, 2024</b>	<b>589.92</b>	<b>589.92</b>
<b>Accumulated Depreciation</b>		
<b>Balance as at 31st March, 2022</b>	65.43	65.43
Addition	10.91	10.91
Disposal		
<b>Balance as at 31st March, 2023</b>	<b>76.34</b>	<b>76.34</b>
Addition	10.91	10.91
Disposal		
<b>Balance as at 31st March, 2024</b>	<b>87.25</b>	<b>87.25</b>
<b>Net Carrying Amount</b>		
<b>Balance as at 31st March, 2023</b>	513.58	513.58
<b>Balance as at 31st March, 2024</b>	<b>502.67</b>	<b>502.67</b>
<b>Fair Value</b>		
<b>As at 31st March, 2023</b>	2,696.53	2,696.53
<b>As at 31st March, 2024</b>	<b>2855.80</b>	<b>2855.80</b>

**NOTES TO THE STANDALONE FINANCIAL STATEMENTS (CONTD.)**

<b>5.1 Particulars</b>	<b>Rs. in Lakhs</b>	
	<b>Year Ended 31st March, 2024</b>	<b>Year Ended 31st March, 2023</b>
Rental income derived from investment properties	<b>205.48</b>	205.48
Direct operating expenses (including repairs and maintenance) generating rental income	<b>1.67</b>	1.58
<b>Income arising from investment properties before depreciation</b>	<b><u>207.15</u></b>	<u>207.06</u>
Depreciation	<b>10.91</b>	10.91
<b>Income from investment properties (Net)</b>	<b><u>196.24</u></b>	<u>196.15</u>

**5.2 Maturity Analysis of Lease Payments to be received in aggregate & each of following year:**

<b>Particulars</b>	<b>Rs. in Lakhs</b>	
	<b>As at 31st March, 2024</b>	<b>As at 31st March, 2023</b>
Not later than one year	<b>206.38</b>	264.07
Later than one year and not later than five years	<b>819.42</b>	1,051.82
Later than five years	-	150.72

**5.3 Estimation of Fair Value**

The fair valuation is based on current prices in the active market for similar properties. The main inputs used are quantum, area, location, demand, restrictive entry to the complex, age of building and trend of fair market rent in village/city area.

This valuation is based on valuations performed by an accredited independent valuer. Fair valuation is based on replacement cost method. The fair value measurement is categorised in level 2 fair value hierarchy.

**6. INTANGIBLE ASSETS**

<b>Particulars</b>	<b>Rs. in Lakhs</b>	
	<b>Computer Software</b>	<b>Total</b>
<b>Gross Carrying Amount</b>		
<b>Balance as at 31st March, 2022</b>	341.83	341.83
Addition	11.38	11.38
Disposal	-	-
<b>Balance as at 31st March, 2023</b>	<b><u>353.21</u></b>	<u>353.21</u>
Addition	6.92	6.92
Disposal	-	-
<b>Balance as at 31st March, 2024</b>	<b><u>360.13</u></b>	<u>360.13</u>
<b>Accumulated Depreciation</b>		
<b>Balance as at 31st March, 2022</b>	288.93	288.93
Addition	16.23	16.23
Disposal	-	-
<b>Balance as at 31st March, 2023</b>	<b><u>305.16</u></b>	<u>305.16</u>
Addition	15.95	15.95
Disposal	-	-
<b>Balance as at 31st March, 2024</b>	<b><u>321.11</u></b>	<u>321.11</u>
<b>Net Carrying Amount</b>		
<b>Balance as at 31st March, 2023</b>	48.05	48.05
<b>Balance as at 31st March, 2024</b>	<b>39.02</b>	39.02

- a) There are no intangible assets under development in the company during the current reporting period.
- b) The Company has not revalued its intangible Assets during the current reporting period .

**NOTES TO THE STANDALONE FINANCIAL STATEMENTS (CONTD.)****7. INVESTMENTS IN SUBSIDIARIES AND ASSOCIATES** Rs. in Lakhs

Particulars	As at 31st March, 2024		As at 31st March, 2023	
	Shares(Nos)	Amount	Shares(Nos)	Amount
<b>A INVESTMENTS IN SUBSIDIARIES</b>				
<b>i. Equity Instrument at Cost (Unquoted)</b>				
1 Equity share of Rs. 10/- each, fully paid in Bhartiya Global Marketing Ltd., India	49,99,020	499.90	49,99,020	499.90
2 Equity Shares of Rs. 10/- each, fully paid in Bhartiya International Sez Ltd., India	1,20,69,230	1,206.92	1,20,69,230	1,206.92
3 Equity Shares of Rs. 10/- each, fully paid in Bhartiya Fashion Retail Ltd., India	5,00,000	50.00	5,00,000	50.00
4 Equity Shares of Rs. 10/- each, fully paid in Bhartiya Urban Infrastructure Ltd., India	50,000	5.00	50,000	5.00
5 Equity Shares in Ultima S.A. ,Switzerland ( having par value of SFR 1,000/- each)	1,000	337.86	1,000	337.86
6 Equity Shares in World Fashion Trade Ltd., Hongkong ( having par value of \$ 1/- each)	7,09,000	478.14	7,09,000	478.14
<b>Total (A)</b>		<b>2,577.82</b>		<b>2,577.82</b>
<b>B INVESTMENTS IN ASSOCIATES</b>				
<b>i. Equity Instrument at Cost (Unquoted)</b>				
1 Equity Shares of Rs. 10/- each, fully paid in Bhartiya Urban Private Limited	3,43,93,260	3,999.60	3,43,93,260	3,999.60
2 Equity Shares of Rs. 10/- each, fully paid in Tada Mega Leather Cluster Pvt. Ltd.	5,000	0.50	5,000	0.50
<b>Total (B)</b>		<b>4,000.10</b>		<b>4,000.10</b>
<b>Total (A+B)</b>		<b>6,577.92</b>		<b>6,577.92</b>
<b>Aggregate amount of unquoted Investments before impairment</b>		<b>6,577.92</b>		<b>6,577.92</b>
<b>Less: Provision for diminution in value of investment</b>		<b>1.83</b>		<b>1.83</b>
<b>Aggregate amount of unquoted Investments after impairment</b>		<b>6,576.09</b>		<b>6,576.09</b>

**8. NON-CURRENT INVESTMENTS**

Particulars	As at 31st March, 2024		As at 31st March, 2023	
	Units(No.)	Amount	Units(No.)	Amount
<b>A Investments in Mutual Funds (Unquoted)</b>				
<b>At Fair Value through Profit and loss</b>				
i) Reliance ETF Liquid BeES	1.222	0.01	1.222	0.01
<b>TOTAL</b>		<b>0.01</b>		<b>0.01</b>
<b>Aggregate amount of unquoted Investments</b>		<b>0.01</b>		<b>0.01</b>
<b>Aggregate amount of impairment in Value of unquoted Investments</b>		<b>-</b>		<b>-</b>

**NOTES TO THE STANDALONE FINANCIAL STATEMENTS (CONTD.)****9. OTHER NON CURRENT FINANCIAL ASSETS****Rs. in Lakhs**

Particulars	As at	
	31st March, 2024	31st March, 2023
(Unsecured & Considered Good)		
(a) Security and Other Deposits	<b>222.39</b>	189.17
(b) Fixed deposit maturity more than 12 months (Lien with bank against various facilities)	<b>1,789.09</b>	2,205.80
<b>TOTAL</b>	<b><u>2,011.48</u></b>	<u>2,394.97</u>

**10. OTHER NON CURRENT ASSETS**

(a) Capital Advances	<b>22.88</b>	31.57
(b) Security Deposits With Govt. Authorities	<b>25.00</b>	25.00
(c) Prepayment Lease Rent	<b>4.71</b>	4.73
<b>TOTAL</b>	<b><u>52.59</u></b>	<u>61.30</u>

**11. INVENTORIES**

(a) Raw Materials	<b>39,328.15</b>	36,138.60
(b) Raw Materials -In transit	<b>190.60</b>	126.52
(c) Work-in-Progress	<b>1,291.04</b>	735.61
(d) Finished Goods	<b>11,151.05</b>	8,971.18
(e) Consumable Store	<b>3,798.60</b>	4,558.08
<b>TOTAL</b>	<b><u>55,759.44</u></b>	<u>50,529.99</u>

**12. CURRENT INVESTMENTS**

Particulars	As at 31st March, 2024		As at 31st March, 2023	
	Shares (No)	Amount	Shares (No)	Amount
<b>a) Investment In Equity Instrument (Unquoted)</b>				
<b>At Fair Value through Profit and Loss</b>				
i) Sai Rayalaseema Paper Mills Ltd.	<b>31,792</b>	-	31,792	-
<b>Total</b>		-		-
<b>Aggregate amount of unquoted Investments</b>		-		-

**NOTES TO THE STANDALONE FINANCIAL STATEMENTS (CONTD.)****13. TRADE RECEIVABLES**

Rs. in Lakhs

Particulars	As at	As at
	31st March, 2024	31st March, 2023
<i>(Unsecured, considered good)</i>		
(a) Trade Receivable	<b>8,536.17</b>	7,844.62
(b) Receivable from related parties (refer no. 55)	<b>1,917.74</b>	607.76
Allowance for expected credit loss	<b>(135.68)</b>	-
<b>TOTAL</b>	<b><u>10,318.23</u></b>	<u>8,452.38</u>

**Trade receivable ageing schedule for the year ended as on 31st March, 2024**

Particulars	Outstanding for following periods from due date of payment						Total
	Not due	Less than 6 Months	6 Months - 1 Year	1-2 Years	2-3 Years	More than 3 Years	
Undisputed -Trade Receivable Considered Good	5,779.76	4,026.65	75.97	111.00	5.34	-	9,998.72
Undisputed -Trade Receivable - Credit Impaired						455.19	455.10
<b>Total</b>	<b>5,779.76</b>	<b>4,026.65</b>	<b>75.97</b>	<b>111.00</b>	<b>5.34</b>	<b>455.19</b>	<b>10,453.91</b>

**Trade receivable ageing schedule for the year ended as on 31st March, 2023**

Particulars	Outstanding for following periods from due date of payment						Total
	Not due	Less than 6 Months	6 Months - 1 Year	1-2 Years	2-3 Years	More than 3 Years	
Undisputed -Trade Receivable Considered Good	4,869.44	2,691.56	129.59	-	162.64	599.15	8,452.38
<b>Total</b>	<b>4,869.44</b>	<b>2,691.56</b>	<b>129.59</b>	<b>-</b>	<b>162.64</b>	<b>599.15</b>	<b>8,452.38</b>

**14. CASH AND CASH EQUIVALENT**

a) Balances with Banks		
In current accounts	<b>534.28</b>	415.44
b) Cash on Hand	<b>18.04</b>	20.34
<b>TOTAL</b>	<b><u>552.32</u></b>	<u>435.78</u>

**15. BANK BALANCES OTHER THAN CASH & CASH EQUIVALENTS**

a) Fixed Deposit with the bank	<b>4,444.48</b>	2,380.11
b) Unpaid dividend accounts	<b>3.20</b>	4.91
<b>TOTAL</b>	<b><u>4,447.68</u></b>	<u>2,385.02</u>

15.1 Fixed deposits of Rs. 4444.48 Lacs (previous year Rs 2373.14 Lacs) are pledged with the banks for various limits and facilities granted.



**NOTES TO THE STANDALONE FINANCIAL STATEMENTS (CONTD.)**

<b>16. CURRENT LOAN</b>	<b>Rs. in Lakhs</b>	
<b>Particulars</b>	<b>As at 31st March, 2024</b>	<b>As at 31st March, 2023</b>
<i>(Unsecured &amp; Considered Good)</i>		
(a) Loans / Advances to Related Parties	<b>886.64</b>	987.91
<i>(refer note no. 55)</i>		
(b) Loan to Employee	<b>116.33</b>	129.77
<b>TOTAL</b>	<b><u>1,002.97</u></b>	<b><u>1,117.68</u></b>
<b>17. OTHER CURRENT FINANCIAL ASSETS</b>		
a) Export incentive receivable	<b>857.88</b>	694.26
b) GST Receivable	<b>1,746.82</b>	955.85
c) Other Advance	-	0.10
d) Security and Other Deposits	<b>27.24</b>	52.96
<b>TOTAL</b>	<b><u>2,631.94</u></b>	<b><u>1,703.17</u></b>
<b>18. OTHER CURRENT ASSETS</b>		
a) Advances with suppliers	<b>1,905.74</b>	1,936.76
b) Prepaid Expenses	<b>407.58</b>	294.72
c) Other Advances	<b>0.04</b>	-
d) Prepayment lease rent	<b>0.02</b>	0.02
<b>TOTAL</b>	<b><u>2,313.38</u></b>	<b><u>2,231.50</u></b>

**NOTES TO THE STANDALONE FINANCIAL STATEMENTS (CONTD.)****19. SHARE CAPITAL****Rs. in Lakhs**

Particulars	As at	
	31st March, 2024	31st March, 2023
<b>Authorised Share Capital</b>		
a) 20,000,000 (31st March, 2023: 20,000,000) Equity Shares of Rs. 10/- each	<b>2,000.00</b>	2,000.00
b) 500,000 (31st March, 2023: 500,000) Preference Shares of Rs. 100/- each	<b>500.00</b>	500.00
	<b><u>2,500.00</u></b>	<u>2,500.00</u>
<b>Issued, Subscribed &amp; Paid Up :</b>		
a) 12,207,129 (31st March, 2023: 12,207,129) Equity Shares of Rs.10/- each fully paid Up.	<b>1,220.94</b>	1,220.71
<b>TOTAL</b>	<b><u>1,220.94</u></b>	<u>1,220.71</u>

19.1 Reconciliation of the number of shares and amount outstanding at the beginning and at the end of the reporting year:

Particulars	As at 31st March, 2024		As at 31st March, 2023	
	No. of Shares	Amount	No. of Shares	Amount
Shares outstanding at the beginning of the year	<b>1,22,07,129</b>	<b>1,220.71</b>	1,22,07,129	1,220.71
Shares Issued during the year	<b>2,282</b>	<b>0.23</b>	-	-
Shares outstanding at the end of the year	<b><u>1,22,09,411</u></b>	<b><u>1,220.94</u></b>	<u>1,22,07,129</u>	<u>1,220.71</u>

19.2 The details of Shareholders holding more than 5% shares

Name of the Share holders	As at 31st March, 2024		As at 31st March, 2023	
	No. of Shares	% of Holding	No. of Shares	% of Holding
(a) Snehideep Aggarwal	<b>11,43,362</b>	<b>9.36</b>	11,43,362	9.37
(b) Bhartiya Infotech Pvt. Ltd.	<b>10,10,000</b>	<b>8.27</b>	10,10,000	8.27
(c) Bhartiya Global Ventures Pvt. Ltd.	<b>30,47,100</b>	<b>24.96</b>	30,47,100	24.96
(d) Bhartiya Advisory Services Pvt. Ltd.	<b>6,81,913</b>	<b>5.59</b>	6,81,913	5.59
(e) TIMF Holdings	<b>7,06,474</b>	<b>5.79</b>	7,06,474	5.79
(f) Chartered Finance & Leasing Ltd.	<b>7,90,500</b>	<b>6.47</b>	7,90,500	6.48

19.3 Shares Reserved for issue under options

Particulars	As at	
	31st March, 2024 No. of Shares	31st March, 2023 No. of Shares
a) Under 2013 employee stock option plan : Equity share of Rs.10/- each, at an exercise price of Rs.50/- per share	-	20,751

**NOTES TO THE STANDALONE FINANCIAL STATEMENTS (CONTD.)****Rs. in Lakhs**

- 19.4 Aggregate number of share issued for consideration other than cash during the period of five years immediately preceding the reporting date, wherever applicable is given below:

<b>Particulars</b>	<b>31st March, 2024</b>	<b>31st March, 2023</b>	<b>31st March, 2022</b>	<b>31st March, 2021</b>	<b>31st March, 2020</b>
Shares issued during the period of five Years immediately preceding through reporting date on exercise of option granted under the Employee Stock Option Plan (ESOP) wherein part consideration was received in form of employee services.	2,282	-	4,760	500	7,695

- 19.5 Share held by promoter at 31st March, 2024

<b>Promoter Name</b>	<b>No. of Shares</b>	<b>% of Total Shares</b>	<b>% Change during the year</b>
Snehdeep Aggarwal	11,43,362	9.36%	-
Ramesh Bhatia	3,40,250	2.79%	-
<b>Promoters Group</b>			
Arjun Aggarwal	4,96,150	4.06%	-
Kanwal Aggarwal	1,90,374	1.56%	-
Snehdeep Aggarwal HUF	50,000	0.41%	-
Parushni Aggarwal	7,500	0.06%	-
Pawan Aggarwal	5,000	0.04%	-
Bhartiya Global Venture Pvt. Ltd.	30,47,100	24.96%	-
Bhartiya Infotech Pvt. Ltd.	10,10,000	8.27%	-
Bhartiya Advisory Services Pvt. Ltd.	6,81,913	5.59%	-
R.L Bhatia Associates Pvt. Ltd.	30,000	0.25%	-

- 19.6 The Company has only one class of equity shares having a par values of Rs. 10/- per share. Each holder of equity share is entitled to one vote per share. In the event of liquidation of the Company, the holders of equity shares will be entitled to receive remaining assets of the Company in proportion of the number of equity share held by the shareholders.

- 19.7 During the year, the company has allotted 2282 (31st March 2023: NIL) Equity share of Rs.10/- each fully paid to its employee under Employee Stock Option Plan (ESOP 2013).

## NOTES TO THE STANDALONE FINANCIAL STATEMENTS (CONTD.)

Particulars	Reserves and Surplus						Total
	Employee Stock Options Outstanding	Preferential Share Warrant Forfeited	Securities Premium	General Reserve	Retained Earnings	Other Comprehensive Income (defined benefit plan )	
<b>Balance as at 31st March, 2022</b>	<b>89.43</b>	<b>925.75</b>	<b>7,859.24</b>	<b>3,517.36</b>	<b>16,688.24</b>	<b>58.90</b>	<b>29,138.92</b>
Profit for the year					1,617.26		1,617.26
Other Comprehensive Income for the year						(34.23)	(34.23)
<b>Balance as at 31st March, 2023</b>	<b>89.43</b>	<b>925.75</b>	<b>7,859.24</b>	<b>3,517.36</b>	<b>18,305.50</b>	<b>24.67</b>	<b>30,721.95</b>
Profit for the year					1,758.60		1,758.60
Other Comprehensive Income for the year						7.36	7.36
Transfer from ESOP	(89.43)		10.75	79.59			0.91
<b>Balance as at 31 March, 2024</b>	<b>-</b>	<b>925.75</b>	<b>7,869.99</b>	<b>3,596.95</b>	<b>20,064.10</b>	<b>32.03</b>	<b>32,488.82</b>

### 20.1 Component of other Equity

Securities Premium Represents amount received in excess of face value on issue of equity shares which may be utilised for purposes specified u/s 52(2) of the Companies Act, 2013.

General Reserve Represents accumulated profits set apart by way of transfer from current year profits or/and retained earnings for "other than specified purposes".

20.2 Pursuant to Shareholders' resolution dated 23rd September, 2013, the company instituted an Employee Stock Option Plan ('ESOP 2013') in the year 2013. The vesting period of the scheme expired/completed on 31st December, 2023. Options which were not exercised by the employees lapsed and the scheme is completed and no longer in force. Accordingly, the balance in the ESOP reserve has been transferred to the general reserve.

**NOTES TO THE STANDALONE FINANCIAL STATEMENTS (CONTD.)****21. NON-CURRENT BORROWINGS****Rs. in Lakhs**

Particulars	As at 31st March, 2024	As at 31st March, 2023
<b>Secured</b>		
- Term Loans from Banks	<b>8,679.32</b>	13,226.34
- Vehicle Loans from Banks	<b>131.02</b>	32.21
<b>TOTAL</b>	<b><u>8,810.34</u></b>	<u>13,258.55</u>

Above total is net of instalments falling due within a year in respect of all the above Loans aggregating of Rs. 4696.42 lakhs (31st March, 2023 Rs. 2933.41 Lakhs) that have been grouped under "Current Borrowing". (Refer note no. 26).

**Nature of Security and terms of repayment for Long Term Secured Borrowings:**

Nature of Security	Terms of Repayment
21.1 Term Loans from HDFC Bank, balance outstanding amounting to Rs 750.00 lacs (March 31, 2023 Rs. 750.00 lacs) is secured by second charge on all existing securities given to HDFC Bank.	The Loan is repayable in 48 Monthly Installment starting from Aug 2024. Last installment due in July 2028. Rate of interest 9.25 % p.a. as at year end .
21.2 Term Loans from HDFC Bank, balance outstanding amounting to Rs. 1146.62 lacs (March 31, 2023 is Rs.1381.22 lacs) is secured by First Charge on the commercial property situated at Institutional Plot No 38, Sector 44, Gurgaon and personal guarantee of one of the Director.	Repayable in 40 Quarterly Installment starting from Oct, 2018. Last installment due in Aug 2028. Rate of Interest 10 % p.a. as at year end.
21.3 Term Loans from INDUSIND Bank, balance outstanding amounting to Rs 2630.00 lacs (March 31, 2023 is Rs. 3650.00 lacs) is secured by Equitable Mortgage of 9 acres 81 cents land situated in Tamil Nadu. Personal Guarantee of one Director.	The Loan is repayable in 23 Quarterly Installment starting from Sep 2020. Last installment due in Mar 2026. Rate of interest 11.00 % p.a. as at year end .
21.4 Term Loans from SBI Bank, balance outstanding amounting to Rs 245 lacs (March 31, 2023 is Rs. 396.67 lacs). secured by second charge on all existing securities given to SBI.	The Loan is repayable in 48 Monthly Installment starting from Feb 2022. Last installment due in Jan 2026. Rate of interest 9.25 % p.a. as at year end .
21.5 Term Loans from SBM Bank, balance outstanding amounting to Rs 450.47 lacs (March 31, 2023 is Rs. 696.22 lacs) is secured by second charge on all existing securities given to SBM Bank.	The Loan is repayable in 48 Monthly Installment starting from Feb 2022. Last installment due in Jan 2026. Rate of interest 9.25 % p.a. as at year end .
21.6 Term Loans from HDFC Bank, balance outstanding amounting to Rs 843.75 lacs (March 31, 2023 is Rs. 1218.75 lacs). Secured by second charge on all existing securities given to HDFC Bank.	The Loan is repayable in 48 Monthly Installment starting from Jul 2022. Last installment due in Jun 2026. Rate of interest 9.25 % p.a. as at year end .
21.7 Term Loans from INDUSIND Bank, balance outstanding amounting to Rs 927.08 lacs (March 31, 2023 is Rs. 1372.08 lacs). secured by second charge on all existing securities given to Indusind Bank.	The Loan is repayable in 48 Monthly Installment starting from May 2022. Last installment due in Apr 2026. Rate of interest 7.75 % p.a. as at year end .

## NOTES TO THE STANDALONE FINANCIAL STATEMENTS (CONTD.)

### Nature of Security and terms of repayment for Long Term Secured Borrowings:

Nature of Security	Terms of Repayment
21.8 Term Loans from SBI Bank, balance outstanding amounting to Rs 1218.75 lacs (March 31, 2023 is Rs. 1300.00 lacs) . Secured by second charge on all existing securities given to SBI.	The Loan is repayable in 48 Monthly Installment starting from Feb 2024. Last installment due in Jan 2028. Rate of interest 9.25 % p.a. as at year end .
21.9 Term Loans from Union Bank, balance outstanding amounting to Rs 319.13 lacs (March 31, 2023 is Rs. 454.28 lacs) . Secured by second charge on all existing securities given to Union Bank of India.	The Loan is repayable in 48 Monthly Installment starting from March 2022. Last installment due in Feb 2026. Rate of interest 9.25 % p.a. as at year end .
21.10 Term Loans from Union Bank, balance outstanding amounting to Rs 3199.85 lacs (March 31, 2023 is Rs. 3339.00 lacs) . Secured by second charge on all existing securities given to Union Bank of India.	The Loan is repayable in 48 Monthly Installment starting from Feb 2024. Last installment due in Jan 2028. Rate of interest 9.25 % p.a. as at year end .
21.11 Term Loans from HDFC Bank, balance outstanding amounting to Rs 285.93 lacs (March 31, 2023 is Rs. 285.93 lacs). is secured by exclusive Charge on the commercial property situated at Institutional Plot No 38, Sector 44, Gurgaon and personal guarantee of one of the Director	The Loan is repayable in 20 Quarterly Installment starting from June 2024. Last installment due in March 2029. Rate of interest 9.65 % p.a. as at year end.
21.12 Term Loans from HDFC Bank, balance outstanding amounting to Rs 183.27 lacs (March 31, 2023 is Rs. 183.27 lacs). is secured by exclusive Charge on the commercial property situated at Institutional Plot No 38, Sector 44, Gurgaon and personal guarantee of one of the Director	The Loan is repayable in 20 Quarterly Installment starting from June 2024. Last installment due in March 2029. Rate of interest 10.25 % p.a. as at year end.
21.13 Term Loans from HDFC Bank, balance outstanding amounting to Rs 1180.80 lacs (March 31, 2023 is Rs. 1180.80 lacs). is secured by exclusive Charge on the commercial property situated at Institutional Plot No 38, Sector 44, Gurgaon and personal guarantee of one of the Director	The Loan is repayable in 20 Quarterly Installment starting from June 2024. Last installment due in March 2029. Rate of interest 10.25 % p.a. as at year end.
21.14 Vehicle Loans are secured by way of hypothecation of vehicles financed by the Bank.	

### 22. OTHER NON CURRENT FINANCIAL LIABILITIES

Rs. in Lakhs

Particulars	As at 31st March, 2024	As at 31st March, 2023
(a) Security Deposit with related parties	108.86	99.84
<b>TOTAL</b>	<b>108.86</b>	<b>99.84</b>

### 23. NON-CURRENT PROVISION

(a) Provision for Employees benefit	41.52	16.62
<b>TOTAL</b>	<b>41.52</b>	<b>16.62</b>

**NOTES TO THE STANDALONE FINANCIAL STATEMENTS (CONTD.)**

<b>24. OTHER NON-CURRENT LIABILITY</b>	<b>Rs. in Lakhs</b>	
<b>Particulars</b>	<b>As at 31st March, 2024</b>	<b>As at 31st March, 2023</b>
(a) Government Grant	<b>43.69</b>	48.13
(b) Advance Lease Rent	<b>42.63</b>	52.43
<b>TOTAL</b>	<b><u>86.32</u></b>	<u>100.56</u>
<b>25. DEFERRED TAX LIABILITY/ (ASSETS)</b>		
<b>Deferred Tax Liabilities</b>		
a) Related to Fixed Assets	<b>971.15</b>	913.23
b) Related to IND AS Adjustment	<b>2.48</b>	-
<b>Deferred Tax Assets</b>		
a) Related to Provision doubtful debts	<b>(34.15)</b>	-
b) Related to IND AS adjustment	<b>(95.32)</b>	(117.17)
<b>TOTAL</b>	<b><u>844.16</u></b>	<u>796.06</u>
<b>26. CURRENT BORROWING</b>		
<b>Secured</b>		
- Working Capital Loans From Banks	<b>34,879.78</b>	29,520.15
- Current Maturities of long term debt	<b>4,696.42</b>	2,933.41
<b>TOTAL</b>	<b><u>39,576.20</u></b>	<u>32,453.56</u>
26.1 Working Capital facilities are secured against hypothecation of stocks of raw - materials, stock in process, finished goods, Other Current assets , specified immovable property, movable fixed assets, lien on fixed deposits, exports bills and personal guarantee of Director.		
<b>27. TRADE PAYABLE</b>		
(a) Acceptances	<b>4,433.27</b>	2,024.73
(b) Payable to others than Micro and small Enterprises	<b>8,274.75</b>	4,908.97
(c) Payable to Related Parties (refer note no 55)	<b>970.03</b>	1,381.99
(d) Payable to Micro and Small Enterprises	<b>360.17</b>	868.23
<b>TOTAL</b>	<b><u>14,038.22</u></b>	<u>9,183.92</u>



## NOTES TO THE STANDALONE FINANCIAL STATEMENTS (CONTD.)

### Due to Micro and Small Enterprises

The Company has certain dues to suppliers registered under Micro, Small and Medium Enterprises Development Act, 2006 ('MSMED Act'). The disclosures pursuant to the said MSMED Act are as follows:

Particulars	Rs. in Lakhs	
	As at 31st March, 2024	As at 31st March, 2023
a) The principal amount remaining unpaid to any supplier at the end of the year	360.17	868.23
b) Interest due remaining unpaid to any supplier at the end of the year	-	-
c) The amount of interest paid by the buyer in terms of section 16 of the MSMED Act, 2006, along with the amount of the payment made to the supplier beyond the appointed day during the year	-	-
d) The amount of interest due and payable for the period of delay in making payment (which have been paid but beyond the appointed day during the year) but without adding the interest specified under the MSMED Act, 2006	-	-
e) The amount of interest accrued and remaining unpaid at the end of each accounting year	47.31	-
f) The amount of further interest remaining due and payable even in the succeeding years, until such date when the interest dues above are actually paid to the small enterprises, for the purpose of disallowance of a deductible expenditure under section 23 of the MSMED Act, 2006	-	-

Disclosure of payable to vendors as defined under the "Micro, Small and Medium Enterprise Development Act, 2006" is based on the information available with the Company regarding the status of registration of such vendors under the said Act, as per the intimation received from them on requests made by the Company.

### Trade Payable ageing Schedule for the year ended as on 31st March, 2024

Particulars	Outstanding for following period from Due Date of Payment				
	Less than 1 Years	1-2 Years	2-3 Years	More than 3 Years	Total
Dues to MSME	360.17			-	360.17
Others	13,231.23	-	-	446.82	13,678.05
Total Trade Payable	13,591.40	-	-	446.82	14,038.22

### Trade Payable ageing Schedule for the Year Ended as on 31st March, 2023

Particulars	Outstanding for following period from due date of payment				
	Less than 1 Years	1-2 Years	2-3 Years	More than 3 Years	Total
Dues to MSME	868.23				868.23
Others	7,501.74			813.95	8,315.69
Total Trade Payable	8,369.97	-	-	813.95	9,183.92

**NOTES TO THE STANDALONE FINANCIAL STATEMENTS (CONTD.)****28. OTHER CURRENT FINANCIAL LIABILITIES**

Rs. in Lakhs

Particulars	As at 31st March, 2024	As at 31st March, 2023
(a) Interest Accrued	120.94	139.42
(b) Unpaid Dividend	3.20	4.91
(c) Due to Employee	346.36	299.16
(d) Expenses Payable	172.90	195.80
(e) Statutory Dues Payable	171.16	221.50
(f) Capital Creditors	-	32.48
(g) Other Payable	3.19	3.20
(h) Derivatives-Foreign Exchange Forward Contract	395.54	402.84
<b>TOTAL</b>	<b>1,213.29</b>	<b>1,299.31</b>

**29. PROVISIONS**

(a) Provision for Employees Benefits	142.14	146.10
<b>TOTAL</b>	<b>142.14</b>	<b>146.10</b>

**30. OTHER CURRENT LIABILITIES**

(a) Advance from Customer	359.61	12.26
(b) Advance Lease Rent	9.80	9.01
<b>TOTAL</b>	<b>369.41</b>	<b>21.27</b>

**31. REVENUE FROM OPERATIONS**

Particulars	Year Ended 31st March, 2024	Year Ended 31st March, 2023
<b>Sales of Products</b>		
(a) Manufactured Goods	63,654.58	66,361.01
(b) Stock-in-trade	23.79	19.38
<b>Other Operating Revenues</b>		
(a) Export Incentives	2,025.13	1,971.71
(b) Foreign Exchange Gain	391.16	(1,908.72)
<b>TOTAL</b>	<b>66,094.66</b>	<b>66,443.38</b>

**NOTES TO THE STANDALONE FINANCIAL STATEMENTS (CONTD.)**

Rs. in Lakhs

Particulars	Year Ended 31st March, 2024	Year Ended 31st March, 2023
<b>31.1 Reconciliation of Revenue recognised in Statement of Profit and Loss with contracted price</b>		
Revenue as per contracted price	<b>63,741.76</b>	66,655.39
Less: Discount, rebates etc.	<b>63.39</b>	275.00
<b>Total Revenue from Contract with Customers</b>	<b><u>63,678.37</u></b>	<u>66,380.39</u>
<b>31.2 Revenue by Location of Customers</b>		
India	<b>4,422.05</b>	4,259.42
Outside India	<b>59,256.32</b>	62,120.97
<b>Total Revenue from Contract with Customers</b>	<b><u>63,678.37</u></b>	<u>66,380.39</u>
31.2 The total revenue received from the customer having shared of 10% or more of the total revenue declared for the year is Rs. 31,497.80 lacs.		
<b>32. OTHER INCOME</b>		
- Rental Income	<b>250.11</b>	246.96
- Other Income	<b>15.51</b>	99.26
<b>TOTAL</b>	<b><u>265.62</u></b>	<u>346.22</u>
<b>33. COST OF MATERIALS CONSUMED</b>		
Opening Stock	<b>40,823.20</b>	33,784.84
Add : Purchases	<b><u>39,408.87</u></b>	<u>41,828.30</u>
	<b>80,232.07</b>	75,613.14
Less : Closing Stock	<b>43,317.35</b>	40,823.20
<b>MATERIALS CONSUMED</b>	<b><u>36,914.72</u></b>	<u>34,789.94</u>
<b>34. CHANGE IN INVENTORIES OF FINISHED GOODS AND WORK IN PROGRESS</b>		
<b>(a) Opening Inventories</b>		
- Finished Goods	<b>8,971.18</b>	9,796.26
- Work in Progress	<b>735.61</b>	1,099.39
<b>(b) Closing Inventories</b>		
- Finished Goods	<b>11,151.05</b>	8,971.18
- Work in Progress	<b>1,291.04</b>	735.61
<b>Decrease/(Increase)</b>	<b><u>(2,735.30)</u></b>	<u>1,188.86</u>

**NOTES TO THE STANDALONE FINANCIAL STATEMENTS (CONTD.)**

<b>35. EMPLOYEE BENEFIT EXPENSES</b>	<b>Rs. in Lakhs</b>	
<b>Particulars</b>	<b>Year Ended 31st March, 2024</b>	<b>Year Ended 31st March, 2023</b>
(a) Salary & Allowances	<b>4,235.20</b>	4,153.16
(b) Contribution to Provident & Other fund	<b>258.36</b>	289.52
(c) Staff Welfare Expenses	<b>262.89</b>	232.83
<b>TOTAL</b>	<b><u>4,756.45</u></b>	<u>4,675.51</u>
<b>36. FINANCE COST</b>		
(a) Interest Expense- Net	<b>3,582.24</b>	2,943.80
(b) Borrowing Cost	<b>250.12</b>	281.77
(c) Interest on Lease Liability	<b>39.13</b>	46.74
(d) Exchange difference regarded as an Adjustment to Borrowing Cost	<b>58.31</b>	173.12
<b>TOTAL</b>	<b><u>3,929.80</u></b>	<u>3,445.43</u>
<b>37. DEPRECIATION AND AMORTISATION</b>		
(a) Depreciation on Property Plant and Equipment	<b>904.24</b>	814.66
(b) Amortisation on Intangible Assets	<b>15.95</b>	16.23
(c) Depreciation on Investment Property	<b>10.91</b>	10.91
(d) Amortisation on Right of Use Assets	<b>116.47</b>	138.95
<b>TOTAL</b>	<b><u>1,047.57</u></b>	<u>980.75</u>

**NOTES TO THE STANDALONE FINANCIAL STATEMENTS (CONTD.)**

Rs. in Lakhs

**38. OTHER EXPENSES**

Particulars	Year Ended 31st March, 2024	Year Ended 31st March, 2023
<b>(I) Manufacturing Expenses</b>		
(a) Fabrication Charges	<b>12,092.56</b>	11,933.22
(b) Other Manufacturing Expenses	<b>388.21</b>	498.11
(c) Freight & Cartage	<b>71.43</b>	57.04
<b>(II) Selling &amp; Administrative Expenses</b>		
(a) Legal And Professional Charges	<b>1,276.34</b>	1,254.49
(b) Power & Fuel	<b>284.16</b>	279.50
(c) Bank Charges	<b>962.90</b>	808.32
(d) Repair & Maintenance		
- Building	<b>56.72</b>	52.56
- Plant & Machinery	<b>199.23</b>	184.64
- Others	<b>617.90</b>	531.92
(e) Communication	<b>65.77</b>	61.08
(f) Rates Taxes & Duties	<b>68.30</b>	34.10
(g) Insurance	<b>272.76</b>	105.03
(h) Rent	<b>137.68</b>	119.36
(i) Travelling & Conveyance	<b>1,089.48</b>	960.15
(j) Freight on Exports	<b>714.72</b>	1,327.34
(k) Commission, Brokerage & Discount	<b>788.66</b>	554.91
(l) Loss/(Profit) on Sale /Discard of Property, Plant & Equipment	<b>(1.50)</b>	(2.34)
(m) Misc. Expenses	<b>350.08</b>	480.19
(n) Expenditure towards CSR Activities	<b>27.08</b>	55.11
(o) Directors Meeting Fees	<b>7.50</b>	8.58
(p) Packing Expenses	<b>205.98</b>	206.26
(q) Bad Debts	<b>369.60</b>	-
<b>TOTAL</b>	<b><u>20,045.56</u></b>	<b><u>19,509.57</u></b>

**NOTES TO THE STANDALONE FINANCIAL STATEMENTS (CONTD.)****Rs. in Lakhs****39. TAX EXPENSES**

Particulars	Year Ended 31st March, 2024	Year Ended 31st March, 2023
<b>I) Current Tax</b>		
Current Tax on taxable income for the year	<b>583.82</b>	594.51
<b>II) Deferred Tax</b>		
Relating to origination and reversal of temporary differences	<b>45.63</b>	(27.81)
<b>Income tax expenses reported in statement of profit and loss</b>	<b><u>629.45</u></b>	<u>566.70</u>
Effective Income Tax Rate	<b>26.36%</b>	25.95%

- 39.1 A reconciliation of the income tax expenses to the amount computed by applying the statutory income tax rate to the profit before income taxes is summarized below:

Particulars	Year Ended 31st March, 2024	Year Ended 31st March, 2023
Accounting profit before tax	<b>2,388.05</b>	2,183.96
<b>Statutory income tax rate (%)</b>	<b>25.17</b>	25.17
Computed tax expenses	<b>601.02</b>	549.66
Tax in respect of earlier years	<b>33.25</b>	-
Deduction under section 24 of income tax act	<b>(11.64)</b>	(15.51)
Non-Deductible expenses for tax purpose	<b>6.82</b>	32.55
<b>Income tax charge to statement of profit and loss account</b>	<b><u>629.45</u></b>	<u>566.70</u>

**40. CONTINGENT LIABILITIES**

Particulars	As at 31st March, 2024	As at 31st March, 2023
i) Letter of Credit / Import Bills outstanding -	<b>4,357.05</b>	3,354.06
ii) Bill Discounting	<b>757.59</b>	1,466.06
iii) Standby Letter of credit (SBLC) issued by company bankers in favour of the bankers of its subsidiaries		
- Ultima S A	<b>6,133.80</b>	6,078.14
iv) Corporate Guarantee given by the company to a bank against facilities granted by that bank to its wholly owned subsidiaries Ultima Italia SRL.	<b>135.05</b>	134.33
v) Karnataka Vat Demand Under dispute	<b>56.60</b>	56.60
vi) Andhra Pradesh GST Demand Under dispute	<b>81.07</b>	81.07
vii) Income tax Demand under dispute	<b>87.19</b>	3,485.04
viii) Tamil Nadu Vat Under dispute	-	8.14

**NOTES TO THE STANDALONE FINANCIAL STATEMENTS (CONTD.)****41. CAPITAL AND OTHER COMMITMENTS****Rs. in Lakhs**

Particulars	As at	As at
	31st March, 2024	31st March, 2023
i) Commitments under import of goods & capital goods at concessional rate of custom duty.	<b>3,379.00</b>	6,402.26
ii) Estimated Value of contract remaining to be executed on capital account	<b>19.24</b>	7.78

**42. SUBSEQUENT EVENT**

Subsequent to the year ended March 31st 2024, the Board of Directors in its meeting held on 7th May 2024 approved the proposal of allotting of 12,01,000 warrants to promoter's group company, subject to the approval of shareholders at the extraordinary general meeting to be held on 3rd June 2024. Each warrant attached thereto has the right to subscribe for equal number of equity shares of face value of Rs.10/- each at a premium ofRs.420/-per share on preferential basis.

**43. EMPLOYEE BENEFITS PLANS**

The details of various employee benefits provided to employees are as under:

## a) Defined Contribution Plans

Particulars	For the Year Ended 31st March, 2024	For the Year Ended 31st March, 2023
<b>Detail of amount recognised as expense for defined contribution plans is given below:</b>		
a) Provident Fund*	<b>225.74</b>	224.18
b) Employees State Insurance Corporation	<b>8.19</b>	10.70

## b) Defined Benefit Plans

The Defined benefit plan of the Company includes entitlement of gratuity for each year of service until the retirement age.

i) **The principal assumptions used for the purposes of the actuarial valuations were as follows:**

Principal Assumptions	Gratuity	
	As at 31st March, 2024	As at 31st March, 2023
Expected return on plan assets	<b>6.95%</b>	7.20%
Discount rate	<b>6.95%</b>	7.20%
Salary increase rate	<b>5.00%</b>	5.00%
Employee turnover	<b>5.00%</b>	5.00%
In service mortality	<b>IALM (2012-14)</b>	IALM (2012-14)

ii) **Amounts recognised in statement of profit and loss in respect of these defined benefit plans are as follows:**

Particulars	Gratuity	
	For the Year Ended 31st March, 2024	For the Year Ended 31st March, 2023
Current Service Cost	<b>65.03</b>	56.40
Net Interest Expenses	<b>0.60</b>	(2.22)
Past Service Cost	-	-
<b>Components of defined benefit costs recognised in profit or Loss</b>	<b><u>65.63</u></b>	<u>54.18</u>
Re-measurement on the Net Defined Benefit liability:		
Actuarial (gains)/ losses on obligation for the year	<b>28.48</b>	28.98
Return On Plan Assets	<b>(38.32)</b>	16.76
<b>Net (Income)/Expenses for the year ended recognized in OCI</b>	<b><u>(9.84)</u></b>	<u>45.74</u>



**NOTES TO THE STANDALONE FINANCIAL STATEMENTS (CONTD.)**

Rs. in Lakhs

**iii) The amount included in the Balance Sheet arising from the entity's obligation in respect of its Defined Benefit Obligation**

Particulars	Gratuity	
	As at 31st March, 2024	As at 31st March, 2023
Present Value of Defined Benefit Obligation	571.97	479.14
Fair Vale of Plan Asset	(530.45)	(462.52)
<b>Net Liability arising from Defined Benefit Obligation</b>	<b>41.52</b>	<b>16.62</b>

**iv) Movements in the present value of the defined benefit obligation are as follows:**

Particulars	Gratuity	
	For the Year Ended 31st March, 2024	For the Year Ended 31st March, 2023
Opening Defined Obligation	479.14	419.03
Interest Cost	30.21	27.14
Current Service Cost	65.03	56.40
Past Service Cost	-	-
Benefits Paid Directly by the Employer	(30.89)	(52.41)
Actuarial (gains)/ Losses	28.48	28.98
Closing Defined Benefit Obligation	<b>571.97</b>	<b>479.14</b>

**v) Movements in the Fair Value of the Plan Assets are as follows:**

Opening fair Value of Plan assets *	462.52	449.91
Interest Income	29.61	29.37
Contribution by the Employer	-	-
Return On Plan Assets Excluding Interest Income	38.32	(16.76)
Closing fair Value of Plan assets	<b>530.45</b>	<b>462.52</b>

**\* Fund Managed by the approved Insurance Company Kotak Life Insurance**

Investment With Insurer	100.00%	100.00%
-------------------------	---------	---------

**NOTES TO THE STANDALONE FINANCIAL STATEMENTS (CONTD.)****Rs. in Lakhs****Sensitivity Analysis**

A quantitative sensitivity analysis for significant assumptions as at 31st March, 2024 is as follows:

<b>Particulars</b>	<b>Increase Effect</b>	<b>Decrease Effect</b>
Effect of Increase/decrease in discount rate by 0.50% on Defined benefit obligations	555.62	589.31
Effect of Increase/decrease in salary escalation by 0.50% on Defined benefit obligations	589.56	555.25

A quantitative sensitivity analysis for significant assumptions as at 31st March, 2023 is as follows:

<b>Particulars</b>	<b>Increase Effect</b>	<b>Decrease Effect</b>
Effect of Increase/decrease in discount rate by 0.50% on Defined benefit obligations	465.13	494.02
Effect of Increase/decrease in salary escalation by 0.50% on Defined benefit obligations	494.26	464.78

The sensitivity analysis above has been determined on the basis of actuarial certificate.

**44. EARNING PER SHARE**

<b>Particulars</b>	<b>Year Ended 31st March, 2024</b>	<b>Year Ended 31st March, 2023</b>
Profit/(loss) for the year	<b>1,758.60</b>	1,617.26
<b>No. of share at the beginning of the year (A)</b>	<b>1,22,07,129</b>	1,22,07,129
Equity allotted during the year	<b>2,282</b>	-
<b>Weighted average shares (B)</b>	<b>1,334</b>	-
Weighted average shares outstanding (nos.) (A+B)	<b>1,22,08,463</b>	1,22,07,129
<b>Effect of diluted number of share</b>		
Add:- Employee stock option plan	-	18,594
Weighted average number of equity share for diluted earning per share	<b>1,22,08,463</b>	1,22,25,723
Basic earning per share	<b>14.40</b>	13.25
Diluted earning per share	<b>14.40</b>	13.23

**45. EXPORT PROMOTION CAPITAL GOODS (EPCG)**

Export Promotion Capital Goods (EPCG) scheme allows import of certain capital goods at concessional duty subject to an export obligation for the duty saved on capital goods imported under EPCG scheme. The duty saved on capital goods imported under EPCG scheme being Government Grant, is accounted as stated in the Accounting policy on Government Grant.

**NOTES TO THE STANDALONE FINANCIAL STATEMENTS (CONTD.)****Rs. in Lakhs****46. EMPLOYEE STOCK OPTION PLAN**

The Company instituted an Employees Stock Option Plan ('ESOP 2013') pursuant to the Nomination and Remuneration Committee (Earlier Compensation Committee) and Shareholders' resolution dated September 23, 2013. As per ESOP 2013, the Company had granted the below stock options:

On 28th January, 2014 – 50,000 stock options.

On 16th September, 2015 – 1,55,800 stock options

On 31st December, 2015 – 8,850 stock options

On 3rd February, 2018 – 30,000 stock options

On 5th April, 2018 – 30,000 stock options

These options comprises equal number of equity shares to be allotted in one or more tranches to the eligible employees of the Company and its subsidiaries.

The details of the ESOPs granted so far are provided below:

<b>Grant Date</b>	<b>April 5, 2018</b>			
Vesting tranche	Vesting I	Vesting II	Vesting III	Vesting IV
Vesting date	April 05, 2019	April 05, 2020	April 05, 2021	April 05, 2022
%age of vesting	16.67	16.67	16.66	50.00
Exercise Price (in Rs.)	330.00	330.00	330.00	330.00

<b>Grant Date</b>	<b>February 03, 2018</b>			
Vesting tranche	Vesting I	Vesting II	Vesting III	Vesting IV
Vesting date	February 03, 2019	February 03, 2020	February 03, 2021	February 03, 2022
%age of vesting	10.00	20.00	30.00	40.00
Exercise Price (in Rs.)	450.00	450.00	450.00	450.00

<b>Grant Date</b>	<b>December 31, 2015</b>			
Vesting tranche	Vesting I	Vesting II	Vesting III	
Vesting date	December 31, 2016	December 31, 2017	December 31, 2018	
%age of vesting	33.00	33.00	34.00	
Exercise Price (in Rs.)	50.00	50.00	50.00	

<b>Grant Date</b>	<b>September 16, 2015</b>			
Vesting tranche	Vesting I	Vesting II	Vesting III	
Vesting date	September 16, 2016	September 16, 2017	September 16, 2018	
%age of vesting	33.00	33.00	34.00	
Exercise Price (in Rs.)	50.00	50.00	50.00	

<b>Grant Date</b>	<b>January 28, 2014</b>			
Vesting tranche	Vesting I	Vesting II	Vesting III	
Vesting date	1st February, 2015	1st March, 2015		
%age of vesting	50	50		
Exercise Price (in Rs.)	156	156		

The Company uses the fair value for determination of the employee stock compensation expense.

**NOTES TO THE STANDALONE FINANCIAL STATEMENTS (CONTD.)****Rs. in Lakhs**

The activity in the Employees Stock Option Plan during the year ended 31st March, 2024 is as under:

<b>Particulars</b>	<b>Year Ended 31st March, 2024</b>	<b>Year Ended 31st March, 2023</b>
Number of options outstanding at the beginning of the period	<b>20,751</b>	20,751
Number of options granted during the year	-	-
Number of options forfeited / lapsed during the year	<b>18,469</b>	-
Number of options vested during the year	-	-
Number of options exercised during the year	<b>2,282</b>	-
Number of shares arising as a result of exercise of options	<b>2,282</b>	-
Money realized by exercise of options (INR), if scheme is implemented directly by the company	<b>Rs. 1,14,100</b>	-
Loan repaid by the Trust during the year from exercise price received	-	-
Number of options outstanding at the end of the year	<b>NIL</b>	20,751
Number of options exercisable at the end of the year	<b>NIL</b>	20,751

A description of the method and significant assumptions used during the year to estimate the fair value of options including the following information:

<b>Date of Grant</b>	<b>September 16, 2015</b>	<b>December 31, 2015</b>	<b>February 03, 2018</b>	<b>April 5, 2018</b>
Weighted average share price	Rs. 468.70	Rs 521.15	Rs. 463.55	Rs. 216.15
Exercise price	Rs. 50.00	Rs. 50.00	Rs. 450.00	Rs. 330.00
Expected volatility	29.24%	33.10%	25.71%	36.78%
Option life (comprising of weighted average of vesting period and exercise period)	7 years	7 years	8 years	5.50 years
Expected dividends	0.21%	0.19%	0.26%	0.29%
Risk free rate of return	8.17%	7.96%	7.82%	7.22%

**47. DETAILS OF CORPORATE SOCIAL RESPONSIBILITY (CSR) EXPENDITURE**

<b>Particulars</b>	<b>As at 31st March, 2024</b>	<b>As at 31st March, 2023</b>
(a) Amount required to be spent by the company during the year	<b>29.07</b>	34.72
(b) Amount of expenditure incurred	<b>27.08</b>	55.11
(c) Excess amount set off at the end of the year	<b>1.99</b>	
(d) Shortfall at the end of the year	-	-
(e) Total of previous years shortfall	-	-
(f) Reason for shortfall	<b>N.A</b>	N.A
(g) Nature of CSR Activities	Rural Development, Education, Health & Sanitation	Rural Development, Education, Health & Sanitation
(h) Details of related party transaction	<b>NIL</b>	15.30
(i) Where a provision is made with respect to a liability incurred by entering into a contractual obligation, the movements in the provision.	<b>N.A</b>	N.A

## NOTES TO THE STANDALONE FINANCIAL STATEMENTS (CONTD.)

### 48. SEGMENT REPORTING DISCLOSURE

The Company primarily operates in the Fashion apparels and accessories segment. The Fashion apparels and accessories segment includes Leather products, Textiles products and intermediaries .

As defined in Ind AS 108, the chief operating decision maker (CODM) evaluates the Group's performance, allocate resources based on the analysis of the various performance indicator of the Group as a single unit. Therefore, there is no reportable segment for the Group as per the requirement of Ind AS 108 "Operating Segments".

49. The Net worth of a subsidiary has been eroded and there is a consequent possibility of impairment of equity investment of Rs. 4.78 crore. Looking into the subsidiary's future plans, growth prospects and determining it's valuation based on forecasting and discounting future cashflows, such impairment if any is considered to be temporary in nature and no impairment in value of the investment is made in the accounts of the company.

### 50. PAYMENT TO AUDITOR ( INCLUDED IN LEGAL AND PROFESSIONAL CHARGES )

Particulars	As at 31st March, 2024	As at 31st March, 2023
Audit Fees	25.00	25.00
Limited Review	7.50	6.50
Reimbursement of Expenses	1.85	1.50
Tax Audit Report	4.00	4.00
Certification	0.75	0.75

### 51. FAIR VALUE MEASUREMENT

The fair value of the financial assets and liabilities are included at the amount that would be received to sell an asset and paid to transfer a liability in an orderly transaction between market participants.

#### The following Methods and Assumptions were used to Estimate the Fair Values:

Trade receivables, cash and cash equivalents, other bank balances, short term loans, other current financial assets, current borrowings, trade payables and other current financial liabilities, : approximate their carrying amounts largely due to the short-term maturities of these instruments.

Investments traded in active markets are determined by reference to quotes from the financial institutions; for example: Net asset value (NAV) for investments in mutual funds declared by mutual fund house.

The fair values for loans, security deposits were calculated based on cash flows discounted using a current lending rate. They are classified as level 3 fair values in the fair value hierarchy due to the inclusion of unobservable inputs including counter party credit risk.

The fair values of non-current borrowings are based on discounted cash flows using a current borrowing rate. They are classified as level 3 fair values in the fair value hierarchy due to the use of unobservable inputs, including own credit risk.

#### The Company uses the following hierarchy for determining and disclosing the fair value of Financial instruments by Valuation Techniques.

The following is the basis for categorising the financial instruments measured at fair value into Level 1 to Level 3 :

Level 1: This level includes financial assets that are measured by reference to quoted prices (unadjusted) in active markets for identical assets or liabilities.

Level 2: This level includes financial assets and liabilities, measured using inputs other than quoted prices included within Level 1 that are observable for the asset or liability, either directly (i.e., as prices) or indirectly (i.e., derived from prices).

Level 3: This level includes financial assets and liabilities measured using inputs that are not based on observable market data (unobservable inputs). Fair values are determined in whole or in part, using a valuation model based on assumptions that are neither supported by prices from observable current market transactions in the same instrument nor are they based on available market data.

**NOTES TO THE STANDALONE FINANCIAL STATEMENTS (CONTD.)**

Particulars	Rs. in Lakhs			
	As at 31st March, 2024			
	Carrying Amount	Level of input used in		
	Level 1	Level 2	Level 3	
<b>Financial Assets</b>				
<b>At Amortised Cost</b>				
Trade Receivable	10,318.23	-	-	10,318.23
Cash & cash Equivalents	552.32	-	-	552.32
Other Bank Balance	4,447.68	-	-	4,447.68
Loans	1,002.97	-	-	1,002.97
Other Financial Assets	4,643.42	-	-	4,643.42
<b>At FVTPL</b>				
Investments	0.01	0.01	-	-
<b>Financial Liabilities</b>				
<b>At Amortised Cost</b>				
Borrowings	48,386.54	-	-	48,386.54
Lease liabilities	396.65	-	-	396.65
Trade payables	14,038.22	-	-	14,038.22
Other financial liabilities	926.61	-	-	926.61
<b>At FVTPL</b>				
Other Financial Liabilities	395.54	-	395.54	-
<b>Particulars</b>	<b>As at 31st March, 2023</b>			
	<b>Carrying Amount</b>	<b>Level of input used in</b>		
		<b>Level 1</b>	<b>Level 2</b>	<b>Level 3</b>
<b>Financial Assets</b>				
<b>At Amortised Cost</b>				
Trade Receivable	8,452.38	-	-	8,452.38
Cash & Cash Equivalents	435.78	-	-	435.78
Other Bank Balance	2,385.02	-	-	2,385.02
Loans	1,117.68	-	-	1,117.68
Other Financial Assets	4,098.14	-	-	4,098.14
<b>At FVTPL</b>				
Investments	0.01	0.01	-	-
<b>Financial Liabilities</b>				
<b>At Amortised Cost</b>				
Borrowings	45,712.11	-	-	45,712.11
Lease Liability	489.85	-	-	489.85
Trade payables	9,183.92	-	-	9,183.92
Other financial liabilities	996.31	-	-	996.31
<b>At FVTPL</b>				
Other Financial Liabilities	402.84	-	402.84	-

## NOTES TO THE STANDALONE FINANCIAL STATEMENTS (CONTD.)

### 52. CAPITAL MANAGEMENT

For the purpose of the Company's capital management, capital includes issued equity capital, share premium and all other equity reserves attributable to the equity holders of the Company. The primary objective of the Company's capital management is to maximise the shareholder value.

The Company manages its capital structure and makes adjustments in light of changes in economic conditions and the requirements of the financial covenants. To maintain or adjust the capital structure, the Company may adjust the dividend payment to shareholders, return capital to shareholders or issue new shares. The Company monitors capital using a gearing ratio, which is net debt divided by total capital plus net debt. The Company includes within net debt, interest bearing loans and borrowings less cash and cash equivalents.

Particulars	Rs. in Lakhs	
	As at 31st March, 2024	As at 31st March, 2023
Borrowings (long-term and short-term, including current maturities of long term borrowings) (Note 21 & 26)	<b>48,386.54</b>	45,712.11
Less: Cash and cash equivalents (Note 14)	<b>552.32</b>	435.78
<b>Net Debt</b>	<b>47,834.22</b>	45,276.33
Equity Share Capital	<b>1,220.94</b>	1,220.71
Other Equity	<b>32,488.82</b>	30,721.95
<b>Total Capital</b>	<b>33,709.76</b>	31,942.66
<b>Capital and Net Debt</b>	<b>81,543.98</b>	77,218.99
<b>Gearing Ratio</b>	<b>58.66%</b>	58.63%

In order to achieve this overall objective, the Company's capital management, amongst other things, aims to ensure that it meets financial covenants attached to the interest-bearing loans and borrowings that define capital structure requirements. Breaches in meeting the financial covenants would permit the bank to immediately call loans and borrowings. There have been no breaches in the financial covenants of any interest-bearing loans and borrowing in the current period.

No changes were made in the objectives, policies or processes for managing capital during the years ended 31st March, 2024 and 31st March, 2023.

### 53. FINANCIAL RISK MANAGEMENT

The Company's management monitors and manages the financial risks relating to the operations of the Company. These risks include credit risk, liquidity risk and market risk (including currency risk, interest rate risk and other price risk).

#### Credit Risk

Credit risk refers to the risk that a counterparty will default on its contractual obligations resulting in financial loss to the Company. To manage this, the Company periodically assesses financial reliability of customers and other counter parties, taking into account the financial condition, current economic trends, and analysis of historical bad debts and ageing of financial assets.

Financial instruments that are subject to concentrations of credit risk, principally consist of balance with banks, investments in debt instruments/bonds, trade receivables, loans and advances. None of the financial instruments of the Company result in material concentrations of credit risks.

The age analysis of trade receivables as of the balance sheet date have been considered from the due date and disclosed in below table.

Particulars	Rs. in Lakhs	
	As at 31st March, 2024	As at 31st March, 2023
Not Due	<b>5,779.76</b>	4,869.44
Less than 6 month	<b>4,026.65</b>	2,691.56
More than 6 month	<b>511.82</b>	891.38



## NOTES TO THE STANDALONE FINANCIAL STATEMENTS (CONTD.)

### Liquidity Risk

The Company manages liquidity risk by maintaining adequate reserves, banking facilities and reserve borrowing facilities, by continuously monitoring forecast and actual cash flows, and by matching the maturity profiles of financial assets and liabilities.

The surplus funds with the Company and operational cash flows will be sufficient to dispose the financial liabilities within the maturity period.

### Maturity Profile of Financial Liabilities

Rs. in Lakhs

Particulars	As at 31st March, 2024			
	0-1 year	1-5 year	Beyond 5 year	Total
Borrowing (Including current maturity of long term borrowing)	39,576.20	8,810.34	-	48,386.54
Trade Payable	14,038.22	-	-	14,038.22
Lease Liabilities	110.06	264.58	22.01	396.65
Other Financial Liabilities	1,322.15			1,322.15

Particulars	As at 31st March, 2023			
	0-1 year	1-5 year	Beyond 5 year	Total
Borrowing (Including current maturity of Long Term borrowing)	32,453.56	11,474.37	1,784.18	45,712.11
Trade Payable	9,183.92	-	-	9,183.92
Lease Liabilities	95.16	356.27	38.42	489.85
Other Financial Liabilities	1,399.15			1,399.15

### Market Risk

Market risk is the risk of any loss in future earnings, in realisable fair values or in future cash flows that may, result from a change in the price of a financial instrument. The Company's activities expose it primarily to the financial risks of changes in foreign currency exchange rates and interest rates risk/liquidity risk which impact returns on investments. Market risk exposures are measured using sensitivity analysis.

### Interest Rate Risk

Interest rate risk is the risk that the fair value or future cash flows of a financial instrument will fluctuate because of changes in market interest rates. The Company's exposure to the risk of changes in market interest rates relates primarily to the debt obligations with floating interest rates. The Company manages its interest rate risk by having a balanced portfolio of fixed and variable rate loans and borrowings.

### Exposure to Interest Rate Risk

Particulars	As at 31st March, 2024	As at 31st March, 2023
Total Borrowings	48,386.54	45,712.11
% of Borrowings out of above bearing variable rate of interest	94.56%	92.02%

### Interest Rate Sensitivity

A change of 100 bps in interest rates would have following Impact on profit before tax

100 bp increase would decrease the profit before tax by	457.57	420.62
100 bp decrease would Increase the profit before tax by	457.57	420.62

## NOTES TO THE STANDALONE FINANCIAL STATEMENTS (CONTD.)

### Foreign Currency Risk Management

The Company undertakes transactions denominated in foreign currencies; consequently, exposures to exchange rate fluctuations arise. The carrying amounts of the Company's foreign currency denominated monetary assets and monetary liabilities at the end of the reporting period are as follows:

Rs. in Lakhs

Particulars	As at 31st March, 2024		As at 31st March, 2023	
	Foreign Currency Monetary Assets	Foreign Currency Monetary Liabilities	Foreign Currency Monetary Assets	Foreign Currency Monetary Liabilities
USD	114.71	499.76	84.87	339.87
EURO	5.20	25.27	6.07	18.75
GBP	30.45	2.03	36.30	0.23
HKD	0.15	0.20	0.15	0.20

### Foreign Currency Sensitivity

The following table details the Company's sensitivity to a 5% change in rupee value against the relevant foreign currencies, which is used when reporting foreign currency risk internally to key management personnel and represents management's assessment of the reasonably possible change in foreign exchange rates. The sensitivity analysis includes only outstanding foreign currency denominated monetary items and adjusts their translation at the period end.

Particulars	As at 31st March, 2024		As at 31st March, 2023	
	5% Weakened	5% Strengthen	5% Weakened	5% Strengthen
Foreign Currency Monetary Assets				
USD	478.20	(478.20)	(348.86)	348.86
EURO	23.41	(23.41)	(27.15)	27.15
GBP	160.11	(160.11)	(184.52)	184.52
HKD	0.08	(0.08)	(0.08)	0.08
Foreign Currency Monetary Liabilities				
USD	(2,083.00)	2,083.00	1,398.24	(1,398.24)
EURO	(113.73)	113.73	83.96	(83.96)
GBP	(10.67)	10.67	1.18	(1.18)
HKD	(0.11)	0.11	0.10	(0.10)
Impact on Profit or Loss as at the end of reporting year	(1,545.71)	1,545.71	922.87	(922.87)

In management's opinion, the sensitivity analysis is unrepresentative of the inherent foreign exchange risk because the exposure at the end of the reporting period does not reflect the exposure during the year.

### Disclosure Regarding Derivative Instruments.

The Company uses foreign currency forward contracts to hedge its risks associated with foreign currency fluctuations relating to accounts receivable. The use of foreign currency forward contracts is governed by the Company's strategy approved by the Board of Directors, which provide principles on the use of such forward contracts consistent with the Company's Risk Management Policy. The Company does not use forward contracts for speculative purposes.

The following are outstanding forward contracts.

Particulars	As at 31st March, 2024		As at 31st March, 2023	
	Currency	Foreign Currency Lacs	Currency	Foreign Currency Lacs
Forwards Contracts	USD	73.29	USD	117.35
	EURO	64.59	EURO	87.74
	GBP	-	GBP	5.00

**NOTES TO THE STANDALONE FINANCIAL STATEMENTS (CONTD.)****Rs. in Lakhs****54. RATIOS**

<b>Ratio</b>	<b>Numerator</b>	<b>Denominator</b>	<b>2023-24</b>	<b>2022-23</b>	<b>Variance</b>	<b>Reason</b>
(a) Current Ratio,	Current Assets	Current Liabilities	1.38	1.54	-9.90%	
(b) Debt-Equity Ratio,	Total Debt	Shareholder's Equity	1.45	1.45	0.05%	
(c) Debt Service Coverage Ratio,	Earning Available for debt services	Debt Services Interest & Lease payment+Principal Repayments of long term borrowing	0.98	1.01	-2.57%	
(d) Return on Equity Ratio,	Net Profit for the year	Average Shareholders Equity	5.36%	5.19%	0.03%	
(e) Inventory turnover ratio,	Cost of Goods Sold	Average Inventory	0.64	0.76	-14.91%	
(f) Trade Receivables turnover ratio,	Net Credit Sales	Average Trade Receivables	6.78	7.88	-13.94%	
(g) Trade payables turnover ratio,	Net Credit Purchase	Average Trade Payables	4.48	6.20	-27.76%	*This is due to vendor grant excess credit period to company
(h) Net capital turnover ratio,	Net Sales	(Current assets-current liabilities)	3.08	2.84	8.59%	
(i) Net profit ratio,	Net Profit After Tax	Total Sales	2.66%	2.43%	0.09%	
(j) Return on Capital employed,	EBIT	(Tangible Net Worth + Total Debt + Deferred Tax Liability)	7.62%	7.18%	0.06%	

**NOTES TO THE STANDALONE FINANCIAL STATEMENTS (CONTD.)****55. RELATED PARTY DISCLOSURES AS PER IND AS 24****Rs. in Lakhs**

<b>a) Name of Related Parties &amp; Nature of Relationship:</b>	<b>Country</b>	<b>Ownership Interest</b>
<b>i) Subsidiary Companies :</b>		
Bhartiya Global Marketing Ltd.	India	100%
J&J Leather Enterprises Ltd.	India	100%
Bhartiya International SEZ Ltd	India	88.95%
Bhartiya Fashion Retail Ltd.	India	100%
Bhartiya Urban Infrastructure Ltd.	India	100%
World Fashion Trade Ltd	Mauritius	100%
Ultima S.A.	Switzerland	100%
Ultima Italia SRL	Italy	100%
Design Industry Ltd.	Hongkong	100%
Design Industry China Ltd.	China	100%
<b>ii) Associate parties :</b>		
Bhartiya Urban Pvt. Ltd.	India	36.77%
Tada Mega Leather Cluster Pvt Ltd.	India	50%
<b>iii) Executive Directors:</b>		
Manoj Khattar		Whole-Time Director
<b>iv) Non-Executive Directors</b>		
Snehdeep Aggarwal		Director
Ramesh Bhatia		Director (resigned from 23.09.2022)
C.L. Handa		Independent Director (completed tenure as Director on 29.09.2022)
Sandeep Seth		Independent Director (completed tenure as Director on 29.09.2022)
Shashank		Independent Director (completed tenure as Director on 29.09.2022)
A. Sahasranaman		Independent Director (completed tenure as Director on 29.09.2022)
S. M. Swathi		Independent Director
Robert Burton Moore Jr		Director
Navkiran Singh Ghei		Independent Director (appointed from 11.08.2022)
Vivek Kapur		Independent Director (appointed from 11.08.2022)
Deepak Bhojwani		Independent Director (appointed from 11.08.2022)
<b>v) Enterprises owned or significantly influenced by Executive Directors or their relatives :</b>		
Itopia Management Services (India) Pvt. Ltd.		
Parushni Interior Designs Pvt. Ltd.		
<b>vi) Trust</b>		
Bhartiya International Limited Employees Group Gratuity Scheme		Post Employment Benefit Plan

**NOTES TO THE STANDALONE FINANCIAL STATEMENTS (CONTD.)**

Particulars	Rs. in Lakhs	
	2023-24	2022-23
<b>b) Transactions during the year with related parties :</b>		
<b>1. Sales</b>		
Ultima S.A.	<b>6.26</b>	28.99
Design Industry Ltd.	<b>1,963.12</b>	345.00
J&J Leather Enterprises Ltd.	<b>51.71</b>	0.09
Bhartiya Urban Pvt. Ltd.	<b>3.24</b>	2.42
<b>2. Other Income</b>		
Ultima S.A.	<b>57.79</b>	82.12
Parushni Interior Designs Pvt. Ltd.	<b>0.78</b>	0.43
<b>3. Purchase / Job Work</b>		
Ultima Italia SRL	-	3.14
J & J Leather Enterprises Ltd.	<b>1,501.99</b>	1,352.39
Design Industry Ltd.	<b>89.30</b>	-
Design Industry China Ltd.	-	121.75
<b>4. Commission Expenses</b>		
Ultima S.A.	<b>765.50</b>	500.42
<b>5. Salaries</b>		
Manoj Khattar	<b>91.42</b>	81.35
<b>6. Lease Rent / Rent Paid</b>		
Bhartiya Global Marketing Ltd.	<b>1.00</b>	1.00
J & J Leather Enterprises Ltd.	<b>24.00</b>	24.00
<b>7. Lease Rent Received</b>		
Bhartiya Urban Pvt. Ltd.	<b>187.48</b>	187.48
Parushni Interior Designs Pvt. Ltd.	<b>18.00</b>	18.00
<b>8. Service Charges Paid</b>		
Bhartiya International Sez Ltd.	<b>51.55</b>	47.55
Bhartiya Fashion Retail Ltd.	-	6.00
<b>9. Other Expenses</b>		
Itopia Management Services (India) Pvt. Ltd.	<b>0.06</b>	0.23

**NOTES TO THE STANDALONE FINANCIAL STATEMENTS (CONTD.)****Rs. in Lakhs**

<b>Particulars</b>	<b>2023-24</b>	<b>2022-23</b>
<b>10. Legal and Professional Fees</b>		
Itopia Management Services (India) Pvt. Ltd.	<b>0.60</b>	3.50
Robert Burton Moore Jr.	<b>104.81</b>	102.19
Snehdeep Aggarwal	<b>9.00</b>	9.00
J & J Leather Enterprises Ltd.	<b>240.00</b>	240.00
<b>10. Purchase of fixed assets</b>		
Parushni Interior Designs Pvt. Ltd.	-	1.15
<b>11. Sitting Fee</b>		
Ramesh Bhatia	-	0.11
C.L. Handa	-	0.56
Sandeep Seth	-	0.56
Shashank	-	1.11
A. Sahasranaman	-	0.56
S. M. Swati	<b>2.22</b>	2.14
Navkiran Singh Ghei	<b>2.22</b>	1.50
Deepak Bhojwani	<b>0.83</b>	0.83
Vivek Kapur	<b>2.22</b>	1.22
<b>c) Balances Outstanding at the year end:</b>		
<b>1. Advance Paid</b>		
Ultima S.A.	<b>11.50</b>	11.50
<b>2. Advance with suppliers</b>		
J & J Leather Enterprises Ltd.	<b>802.59</b>	987.91
Bhartiya International SEZ Ltd.	<b>84.04</b>	59.27
<b>3. Trade Receivable</b>		
Design Industry Ltd.	<b>1,615.66</b>	304.59
Ultima S.A.	<b>271.11</b>	241.11
Bhartiya Urban Pvt. Ltd.	<b>6.61</b>	2.79
Parushni Interior Designs Pvt. Ltd	<b>24.36</b>	-

**NOTES TO THE STANDALONE FINANCIAL STATEMENTS (CONTD.)**

Particulars	Rs. in Lakhs	
	2023-24	2022-23
<b>4. Security Deposit (Paid)</b>		
Bhartiya Global Marketing Ltd.	5.00	5.00
<b>5. Trade Payables</b>		
Ultima Italia SRL	446.82	855.57
Design Industry China Ltd.	0.94	25.85
Parushni Interior Designs Pvt. Ltd.	-	0.15
Ultima S.A.	522.27	500.42
<b>6. Expenses/Others Payables</b>		
Snehdeep Aggarwal	0.68	0.68
<b>7. Security Deposit (Received)</b>		
Bhartiya Urban Pvt. Ltd.	159.79	159.79
Parushni Interior Designs Pvt. Ltd.	1.50	1.50
<b>8. Standby Letter of Credit (SBLC) Issued by Company Bankers</b>		
Ultima S.A.	6,133.80	6,078.14
<b>9. Corporate Guarantee given by Company</b>		
World Fashion Trade Ltd., Ultima Italia SRL and Ultima S.A.	135.05	134.33

As per our report of even date attached  
**For SUSHIL PODDAR & CO.**  
 Chartered Accountants  
 Firm Reg. No. 014969N

**For and on behalf of the Board**

**S.K. Poddar**  
 Partner  
 Mem. No. 094479

**Yogesh Kumar Gautam**  
 Company Secretary

**Raj Kumar Chawla**  
 Chief Financial Officer

**Manoj Khattar**  
 Whole-Time Director  
 DIN: 00694981

**Vivek Kapur**  
 Director  
 DIN: 09678378

Gurugram, 29th May, 2024



## AOC-1

"Pursuant to Proviso to Sub-Section 3 of Section 129 with Rule 5 of Companies (Accounts) Rules, 2014 Statement containing salient features of Financial Statement of Subsidiaries/Associates Companies/Joint Ventures

## PART-A: SUBSIDIARIES

Name of Subsidiary	Financial Year Ended	Reporting Currency	Share Capital	Reserves & Surplus	Total Assets	Total Liabilities (excluding Share capital & Reserves & Surplus)	Investments	Turnover	Profit / Loss before Taxation	Provision for Taxation	Profit / Loss after Taxation	% of Share holding
Bhartiya Global Marketing Ltd.	31st March, 2024	INR (lacs)	499.90	(114.52)	392.37	6.99	322.68	-	(2.60)	8.05	(10.65)	100.00
J&J Leather Enterprises Ltd.	31st March, 2024	INR (lacs)	207.50	254.54	1738.06	1276.02	35.00	1799.98	(20.07)	(4.24)	(15.83)	100.00
Bhartiya International SEZ Ltd.	31st March, 2024	INR (lacs)	1356.92	(136.52)	1320.40	100.00	-	51.55	(22.76)	-	(22.76)	88.95
Bhartiya Urban Infrastructure Ltd.	31st March, 2024	INR (lacs)	5.00	(2.46)	2.59	0.05	-	-	(0.30)	-	(0.30)	100.00
Bhartiya Fashion Retail Ltd.	31st March, 2024	INR (lacs)	50.00	(40.93)	9.72	0.65	-	-	0.001	0.23	(0.23)	100.00
Ultima S. A	31st March, 2024	CHF	1000000.00	3535897.42	12144275.94	7608378.52	2480930.00	6712305.53	(777445.87)	21712.54	(799158.41)	100.00
Design Industry Ltd.	31st March, 2024	HK\$	1000000.00	28333071	54871912	26438841	-	63739809	983409	-	983409	100.00
Design Industry China Ltd.,	31st March, 2024	RMB/Yuan	2000000.00	93767.78	1279533.99	985766.21	-	4173596.57	(265691.16)	11958.53	(277649.69)	100.00
Ultima Italia SRL	31st March, 2024	EURO	2000000.00	22978.00	2693354.00	670376.00	-	3096594.00	24603.00	22133.00	2470.00	100.00
World Fashion Trade Ltd.	31st March, 2024	HK\$	5480570.00	(5623475.00)	31685.00	174590.00	-	156206.00	13318.00	-	13318.00	100.00

	CHF	HK\$	Euro	RMB Yuan
Exchange rate for Balance Sheet items (except shares capital figures which are stated at invested value)	90.08	10.65	90.02	11.54
Exchange rate for Profit and Loss	93.46	10.58	89.55	11.57

**PART-B: ASSOCIATES AND JOINT VENTURES**  
**Statement pursuant to section 129(3) of the Companies Act, 2013 related to Associate Companies and Joint Venture**

(Rs. in Lakhs)

Name Of Associates and Joint Ventures	Last Audited Balance Sheet Date	Share of Associate/Joint Venture held by the company as on year end		Description of Significant Influence	Reason why the associate/joint venture is not consolidated	Net worth attributable to Shareholding as per latest audited Balance sheet	Profit/Loss for the Year	
		No.	Amount of Investment in Associate/Joint venture				Extent of Holding	Considered in Consolidation
Bhartiya Urban Private Limited	31 st March, 2024	34393260	3999.60	36.77%	Voiting Power	2,132.25	(1153.05)	-
Tada Mega Leather Clustrer Pvt. Ltd.	31 st March, 2024	5000	0.05	50.00%	Voiting Power	(1.75)	-	-

# BHARTIYA

## **Bhartiya International Limited**

***Registered Office Address:***

56/7, Nallambakkam Village, Via Vandalur,  
Chennai - 600 048, Tamil Nadu, INDIA  
email: [shares@bhartiya.com](mailto:shares@bhartiya.com)

***Head Office Address:***

E-52, New Manglapuri,  
Mandi Road (Mehrauli), New Delhi - 110 030. INDIA  
email: [bhartiya@bhartiya.com](mailto:bhartiya@bhartiya.com)